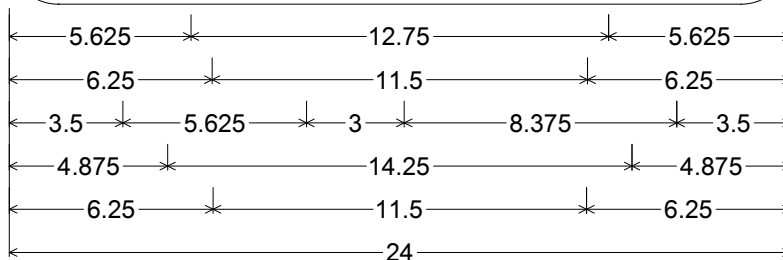
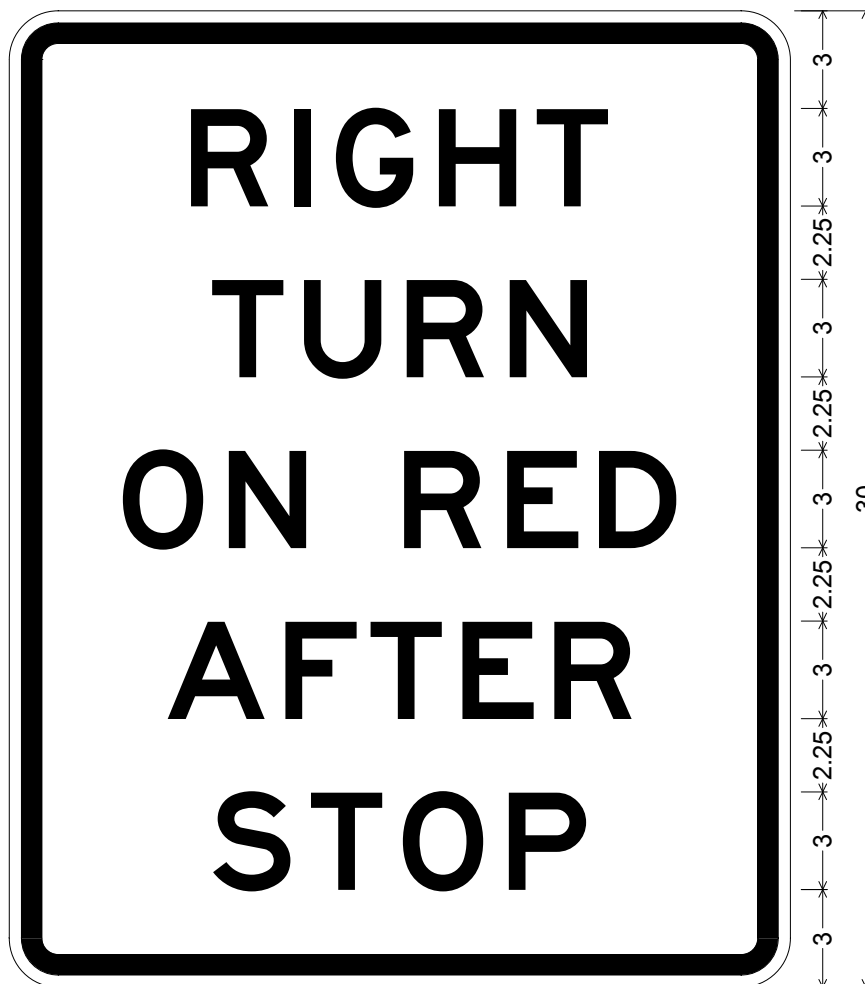


CODE: R10-102

SIZE: 24" x 30"
MINIMUM



R10-102(24x30-MIN)WHT;
1.500" Radius, 0.625" Border, 0.375" Indent, Black on White;
"RIGHT" E; "TURN" E; "ON RED" E; "AFTER" E; "STOP" E;

ALL DIMENSIONS ARE IN INCHES



COLORS:

LEGEND & BORDER - BLACK (NON-REFL)
BACKGROUND - WHITE (REFL)

ARIZONA DEPARTMENT OF TRANSPORTATION
TRAFFIC ENGINEERING GROUP

DRAWN:

L. LOPEZ

DATE:

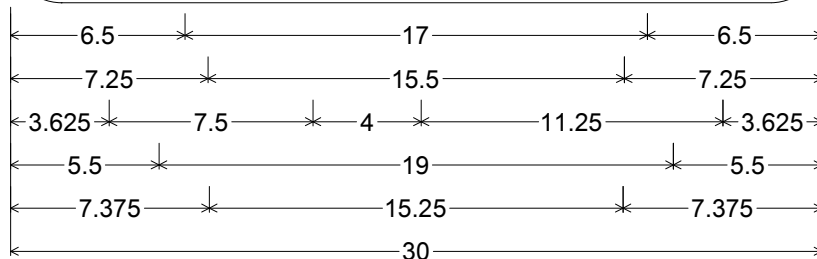

JANUARY / 2012

APPROVED:

SIGNATURE ON FILE

CODE: R10-102

SIZE: 30" x 36"
STANDARD



R10-102(30x36-STD)WHT;
1.875" Radius, 0.750" Border, 0.500" Indent, Black on White;
"RIGHT" E; "TURN" E; "ON RED" E; "AFTER" E; "STOP" E;

ALL DIMENSIONS ARE IN INCHES



COLORS:
LEGEND & BORDER - BLACK (NON-REFL)
BACKGROUND - WHITE (REFL)

ARIZONA DEPARTMENT OF TRANSPORTATION
TRAFFIC ENGINEERING GROUP

DRAWN:
L. LOPEZ

DATE:
JANUARY / 2012

APPROVED:
SIGNATURE ON FILE