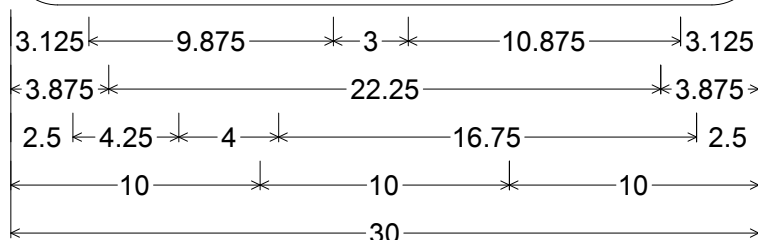
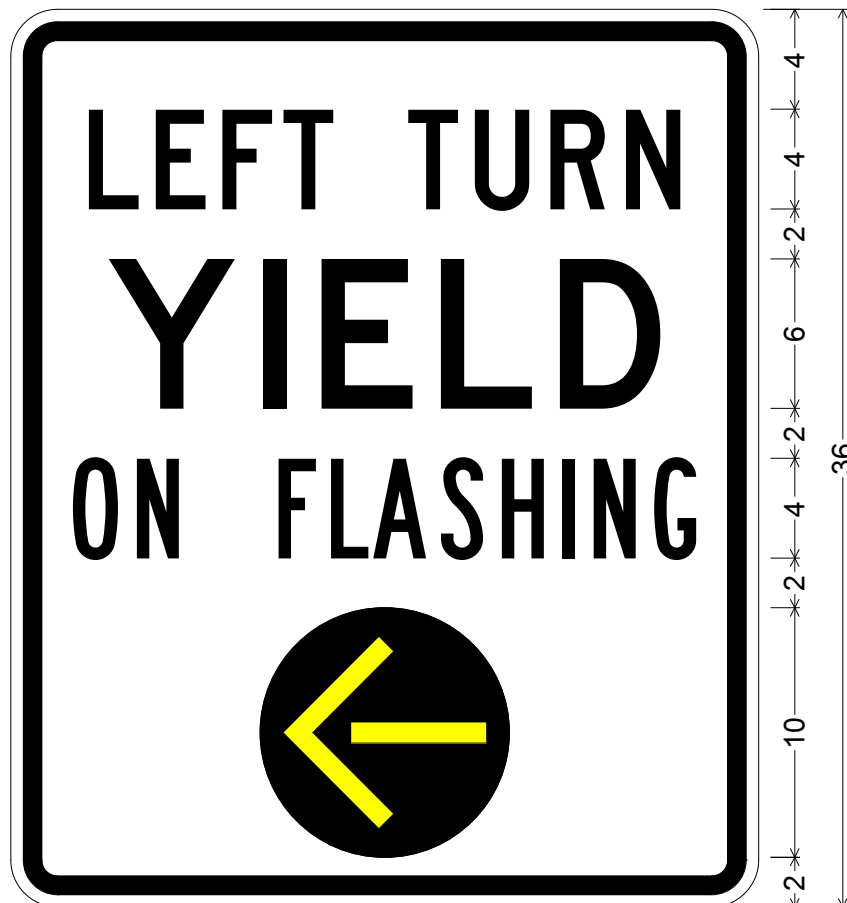


CODE: R10-101

SIZE: 30" x 36"  
STANDARD



R10-101(30x36-STD)WHT;  
1.875" Radius, 0.750" Border, 0.500" Indent, Black on White;  
"LEFT TURN" C; "YIELD" D; "ON FLASHING" B;  
FYA symbol;

ALL DIMENSIONS ARE IN INCHES



**COLORS:**

LEGEND & BORDER - BLACK (NON-REFL)  
BACKGROUND - WHITE (REFL)

ARIZONA DEPARTMENT OF TRANSPORTATION  
TRAFFIC ENGINEERING GROUP

DRAWN:

R. MOEUR

DATE:

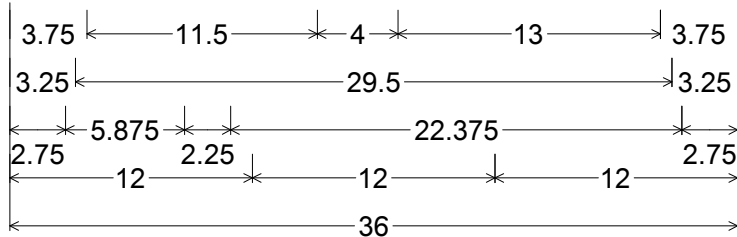

MAY / 2013

APPROVED:

SIGNATURE ON FILE

CODE: R10-101

SIZE: 36" x 48"  
SPECIAL



R10-101(36x48-SPCL)WHT;  
2.250" Radius, 0.875" Border, 0.625" Indent, Black on White;  
"LEFT TURN" B; "YIELD" D;  
"ON FLASHING" B specified length; FYA symbol;

ALL DIMENSIONS ARE IN INCHES



**COLORS:**  
LEGEND & BORDER - BLACK (NON-REFL)  
BACKGROUND - WHITE (REFL)

ARIZONA DEPARTMENT OF TRANSPORTATION  
TRAFFIC ENGINEERING GROUP

DRAWN:

R. MOEUR

DATE:

MAY / 2013

APPROVED:

SIGNATURE ON FILE