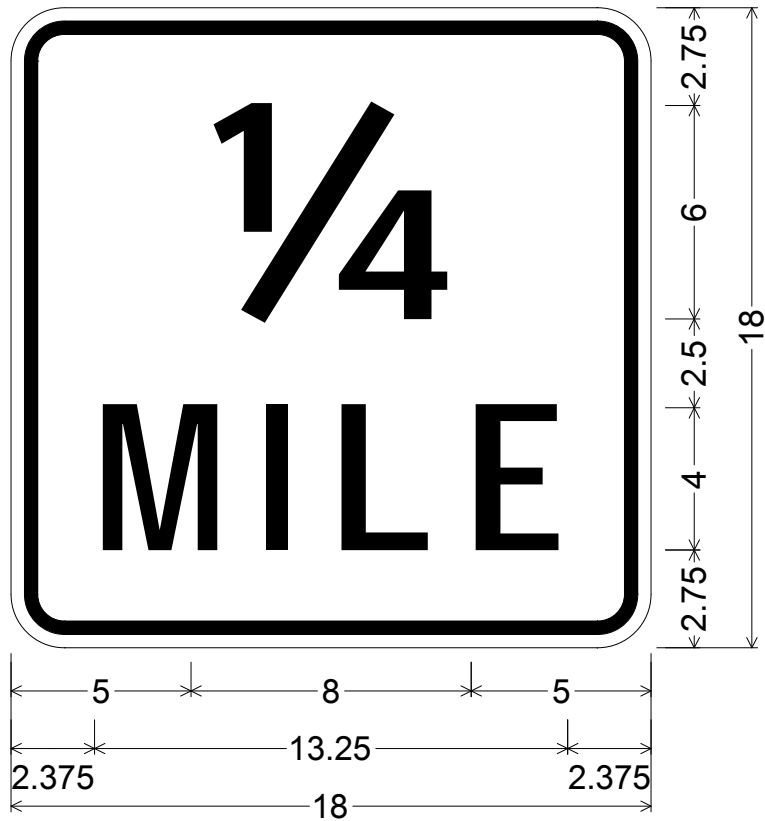


CODE: M5-101

SIZE: 18" x 18"
MINIMUM



M5-101(18x18-MIN);

1.500" Radius, 0.375" Border, 0.375" Indent, Black on White;
"1/4" E Mod; "MILE" E Mod;

ALL DIMENSIONS ARE IN INCHES



COLORS:

LEGEND & BORDER - BLACK (NON-REFL)
BACKGROUND - WHITE OR ORANGE (REFL)

ARIZONA DEPARTMENT OF TRANSPORTATION
TRAFFIC ENGINEERING GROUP

DRAWN

L. LOPEZ

DATE

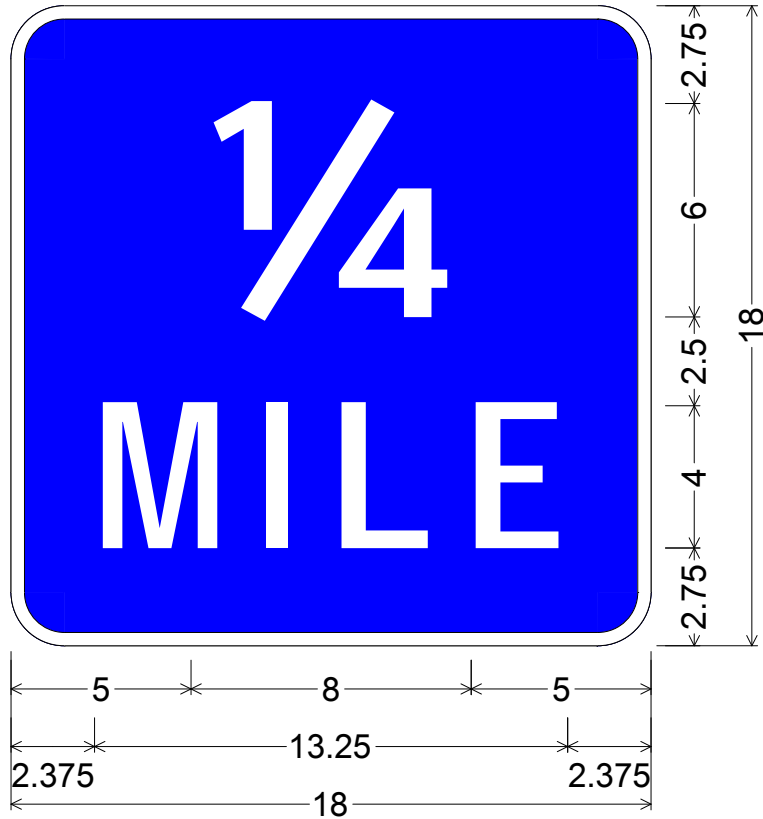
1/05

APPROVED

SIGNATURE ON FILE

CODE: M5-101

SIZE: 18" x 18"
MINIMUM



M5-101(18x18-MIN);

1.500" Radius, 0.375" Border, White on Blue;

"1/4" E Mod; "MILE" E Mod;

ALL DIMENSIONS ARE IN INCHES



COLORS:

LEGEND & BORDER - WHITE (REFL)
BACKGROUND - BLUE, GREEN, OR BROWN (REFL)

ARIZONA DEPARTMENT OF TRANSPORTATION
TRAFFIC ENGINEERING GROUP

DRAWN

L. LOPEZ

DATE

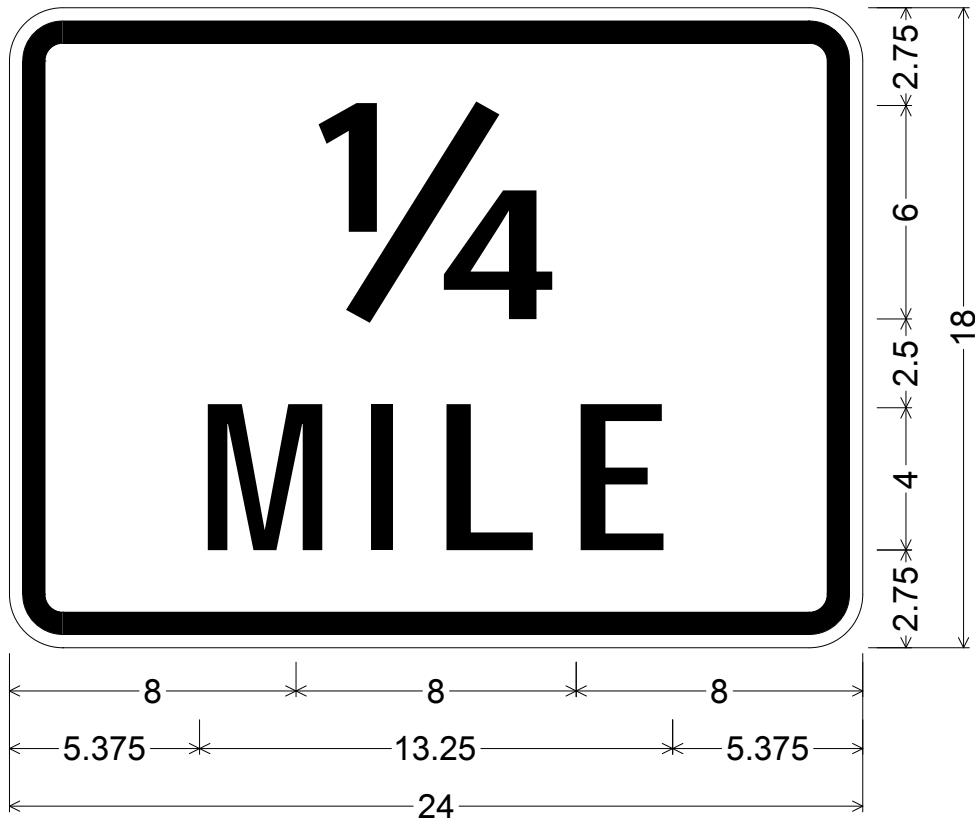
1/05

APPROVED

SIGNATURE ON FILE

CODE: M5-101

SIZE: 24" x 18"
STANDARD



M5-101(24x18-STD);

1.500" Radius, 0.625" Border, 0.375" Indent, Black on White;

"1/4" E Mod; "MILE" E Mod;

ALL DIMENSIONS ARE IN INCHES



COLORS:

LEGEND & BORDER - BLACK (NON-REFL)
BACKGROUND - WHITE OR ORANGE (REFL)

ARIZONA DEPARTMENT OF TRANSPORTATION
TRAFFIC ENGINEERING GROUP

DRAWN

L. LOPEZ

DATE

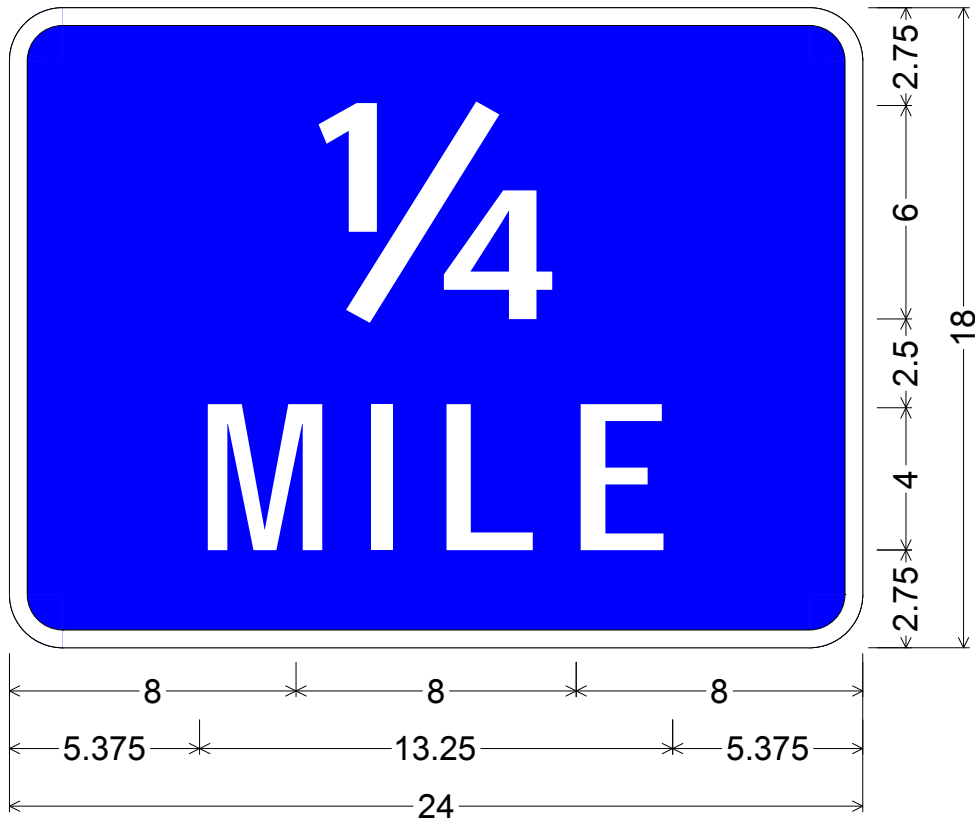
1/05

APPROVED

SIGNATURE ON FILE

CODE: M5-101

SIZE: 24" x 18"
STANDARD



M5-101(24x18-STD);

1.500" Radius, 0.500" Border, White on Blue;

"1/4" E Mod; "MILE" E Mod;

ALL DIMENSIONS ARE IN INCHES



COLORS:

LEGEND & BORDER - WHITE (REFL)
BACKGROUND - BLUE, GREEN, OR BROWN (REFL)

ARIZONA DEPARTMENT OF TRANSPORTATION
TRAFFIC ENGINEERING GROUP

DRAWN

L. LOPEZ

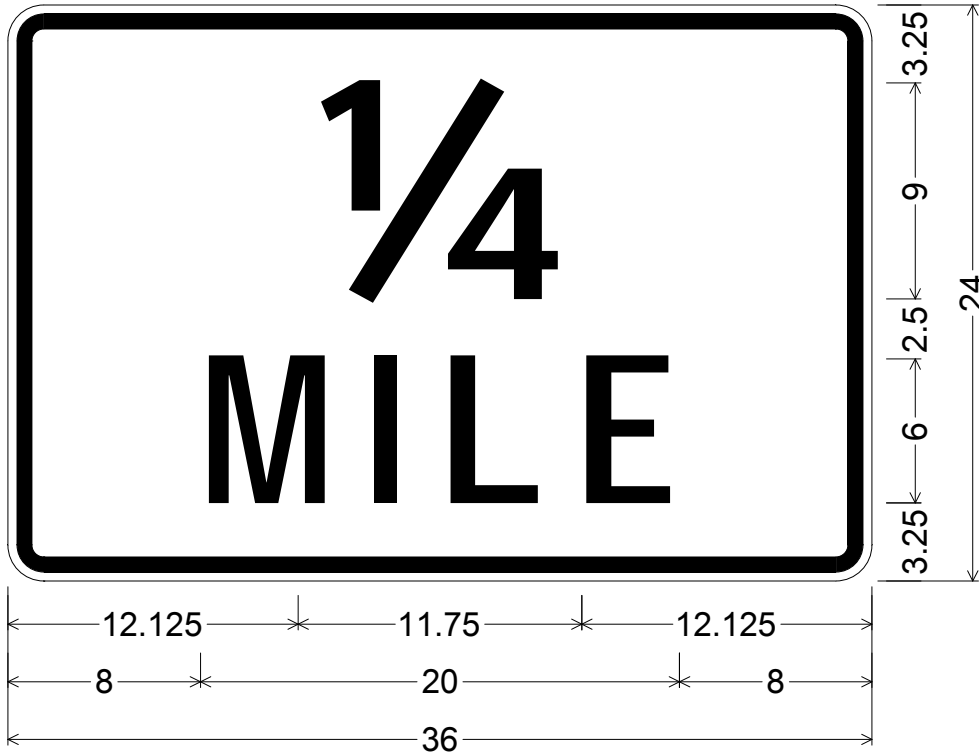
DATE

1/05

APPROVED

SIGNATURE ON FILE

CODE: M5-101
 SIZE: 36" x 24"
 EXPRESSWAY



M5-101(36x24);
 1.500" Radius, 0.625" Border, 0.375" Indent, Black on White;
 "1/4" E Mod; "MILE" E Mod;

ALL DIMENSIONS ARE IN INCHES



COLORS:
 LEGEND & BORDER - BLACK (NON-REFL)
 BACKGROUND - WHITE OR ORANGE (REFL)

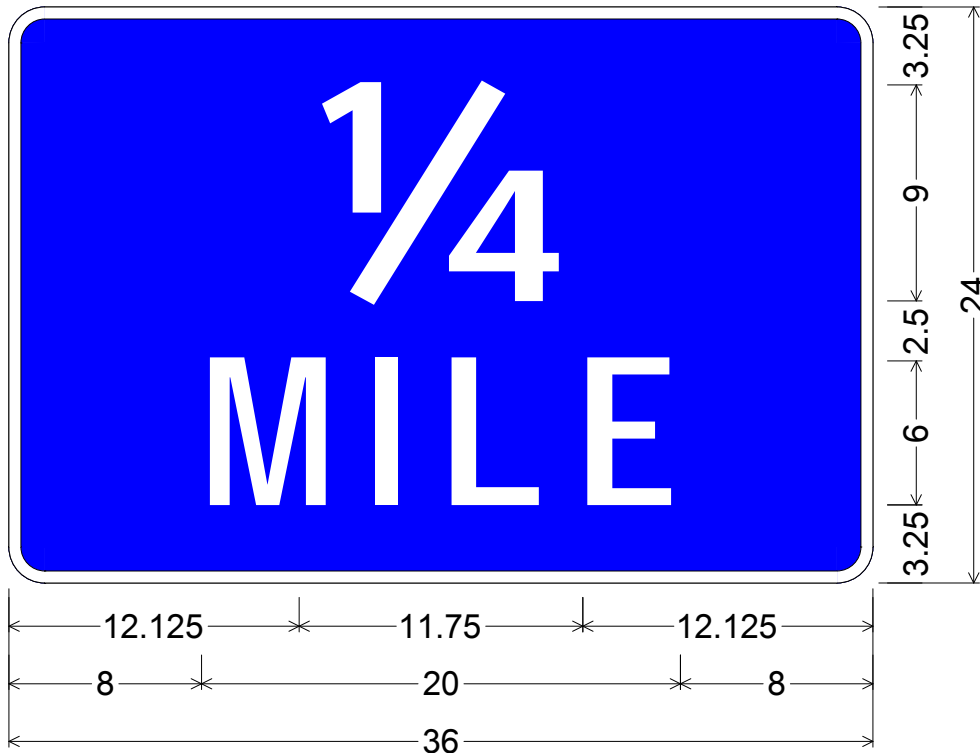
ARIZONA DEPARTMENT OF TRANSPORTATION
 TRAFFIC ENGINEERING GROUP

DRAWN	DATE
R. C. MOEUR	MAY / 2013

APPROVED	SIGNATURE ON FILE
----------	-------------------

CODE: M5-101

SIZE: 36" x 24"
EXPRESSWAY



M5-101(36x24);

1.500" Radius, 0.500" Border, White on Blue;

"1/4" E Mod; "MILE" E Mod;

ALL DIMENSIONS ARE IN INCHES



COLORS:

LEGEND & BORDER - WHITE (REFL)
BACKGROUND - BLUE, GREEN, OR BROWN (REFL)

ARIZONA DEPARTMENT OF TRANSPORTATION
TRAFFIC ENGINEERING GROUP

DRAWN

R. C. MOEUR

DATE

MAY / 2013

APPROVED

SIGNATURE ON FILE