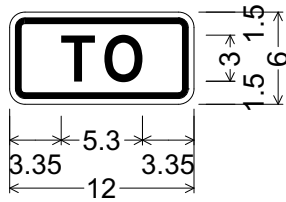
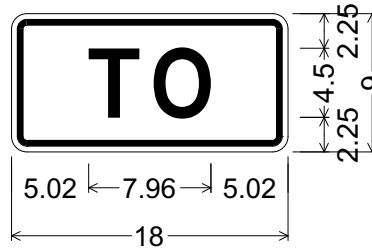


CODE: M4-5

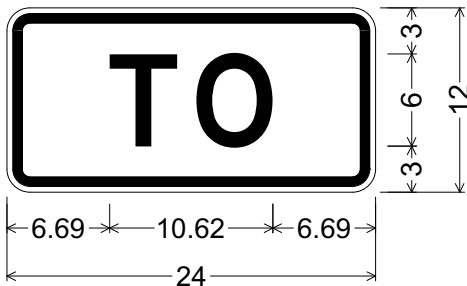


M4-5(12x6-PATH)WHT;
 1.00" Radius, 0.38" Border, 0.38" Indent, Black on White;
 "TO" E;

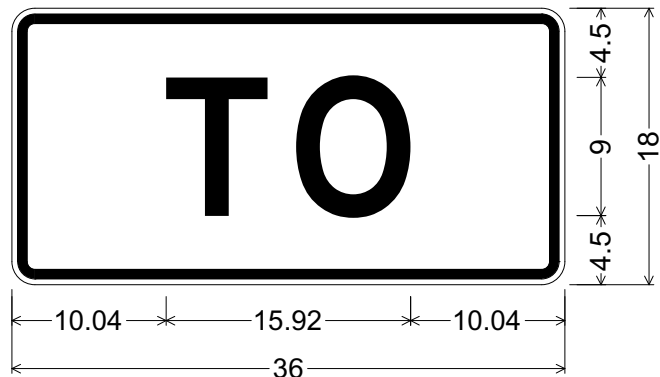


Note: use only for route markers of 18" width.

M4-5(18x9-MIN)WHT;
 1.00" Radius, 0.38" Border, 0.38" Indent, Black on White;
 "TO" E;




M4-5(24x12-STD)WHT;
 1.50" Radius, 0.63" Border, 0.38" Indent, Black on White;
 "TO" E;

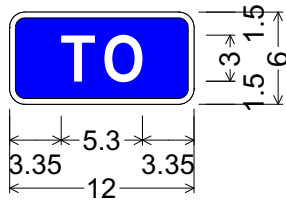


M4-5(36x18-FWY)WHT;
 1.50" Radius, 0.63" Border, 0.38" Indent, Black on White;
 "TO" E;

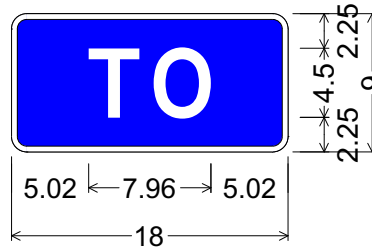
ALL DIMENSIONS ARE IN INCHES

	<p>COLORS:</p> <p>LEGEND & BORDER - BLACK (NON-REFL) BACKGROUND - WHITE OR ORANGE (REFL)</p>	ARIZONA DEPARTMENT OF TRANSPORTATION TRAFFIC ENGINEERING GROUP	
		DRAWN: <p style="text-align: center;">R. C. MOEUR</p>	DATE: <p style="text-align: center;">DECEMBER / 2015</p>
		APPROVED: <p style="text-align: center;">SIGNATURE ON FILE</p>	

CODE: M4-5

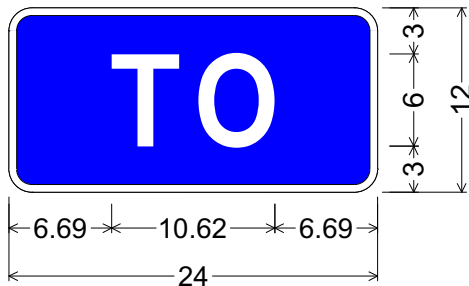


M4-5(12x6-PATH)CLR;
 1.00" Radius, 0.38" Border, White on Blue;
 "TO" E;

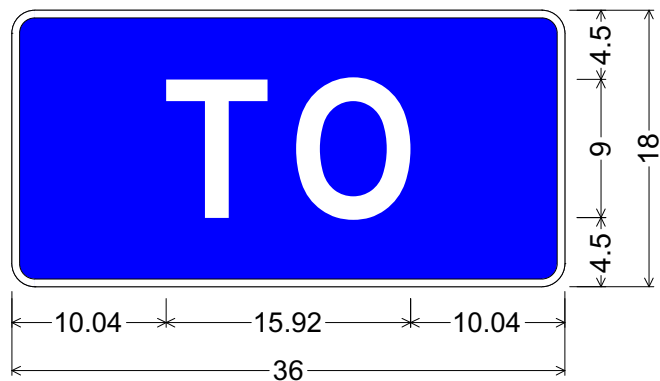


Note: use only for route markers of 18" width.

M4-5(18x9-MIN)CLR;
 1.00" Radius, 0.38" Border, White on Blue;
 "TO" E;



M4-5(24x12-STD)CLR;
 1.50" Radius, 0.50" Border, White on Blue;
 "TO" E;



M4-5(36x18-FWY)CLR;
 1.50" Radius, 0.50" Border, White on Blue;
 "TO" E;

ALL DIMENSIONS ARE IN INCHES

	<p>COLORS: LEGEND & BORDER - WHITE (REFL) BACKGROUND - BLUE, GREEN OR BROWN (REFL)</p>	ARIZONA DEPARTMENT OF TRANSPORTATION TRAFFIC ENGINEERING GROUP	
		DRAWN: R. C. MOEUR	DATE: DECEMBER / 2015
		APPROVED: SIGNATURE ON FILE	