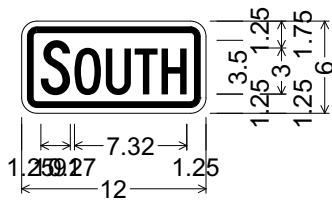
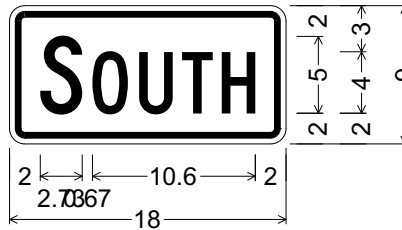


CODE:     M3-3    

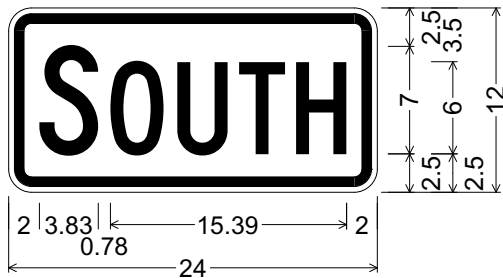


M3-3(12x6-PATH)WHT;  
 1.00" Radius, 0.38" Border, 0.38" Indent, Black on White;  
 "SOUTH" C 49% spacing;

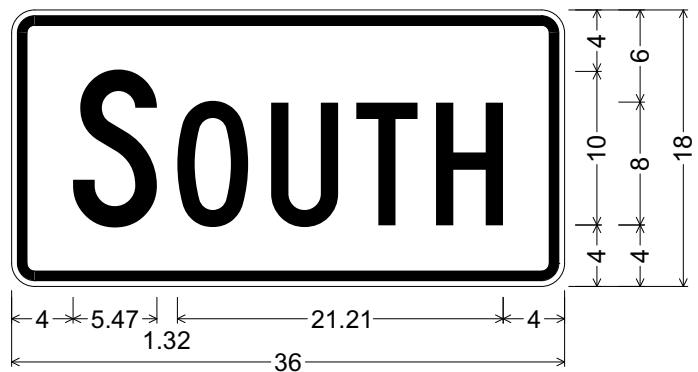


Note: use only for route markers of 18" width.

M3-3(18x9-MIN)WHT;  
 1.00" Radius, 0.38" Border, 0.38" Indent, Black on White;  
 "SOUTH" C 87% spacing;




M3-3(24x12-STD)WHT;  
 1.50" Radius, 0.63" Border, 0.38" Indent, Black on White;  
 "SOUTH" C 71% spacing;

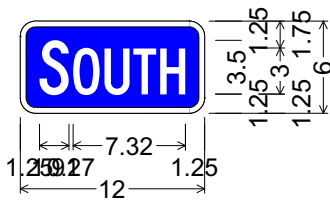


M3-3(36x18-FWY)WHT;  
 1.50" Radius, 0.63" Border, 0.38" Indent, Black on White;  
 "SOUTH" C 87% spacing;

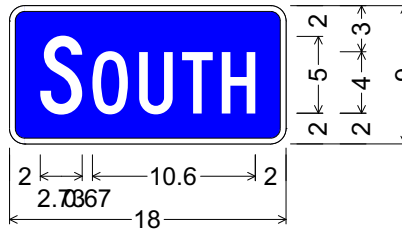
ALL DIMENSIONS ARE IN INCHES

	<p><b>COLORS:</b></p> <p>LEGEND &amp; BORDER - BLACK (NON-REFL)                  BACKGROUND - WHITE OR ORANGE (REFL)</p>	ARIZONA DEPARTMENT OF TRANSPORTATION TRAFFIC ENGINEERING GROUP	
		DRAWN: <p style="text-align: center;">R. C. MOEUR</p>	DATE: <p style="text-align: center;">DECEMBER / 2015</p>
		APPROVED: <p style="text-align: center;">SIGNATURE ON FILE</p>	

CODE:     M3-3    

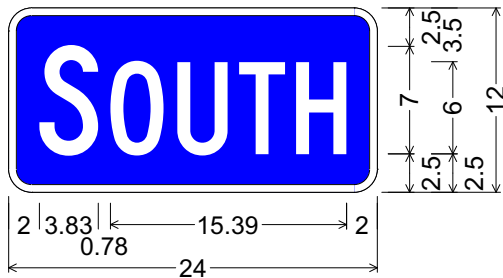


M3-3(12x6-PATH)CLR;  
 1.00" Radius, 0.38" Border, White on Blue;  
 "SOUTH" C 49% spacing;

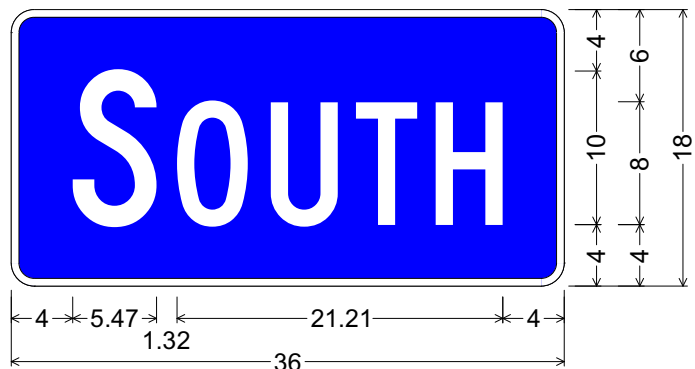


Note: use only for route markers of 18" width.

M3-3(18x9-MIN)CLR;  
 1.00" Radius, 0.38" Border, White on Blue;  
 "SOUTH" C 87% spacing;



M3-3(24x12-STD)CLR;  
 1.50" Radius, 0.50" Border, White on Blue;  
 "SOUTH" C 71% spacing;



M3-3(36x18-FWY)CLR;  
 1.50" Radius, 0.50" Border, White on Blue;  
 "SOUTH" C 87% spacing;

ALL DIMENSIONS ARE IN INCHES

	<p><b>COLORS:</b></p> <p>LEGEND &amp; BORDER - WHITE (REFL)</p> <p>BACKGROUND - BLUE, GREEN OR BROWN (REFL)</p>	<p>ARIZONA DEPARTMENT OF TRANSPORTATION TRAFFIC ENGINEERING GROUP</p>	
		<p>DRAWN:</p> <p style="text-align: center;">R. C. MOEUR</p>	<p>DATE:</p> <p style="text-align: center;">DECEMBER / 2015</p>
		<p>APPROVED:</p> <p style="text-align: center;">SIGNATURE ON FILE</p>	