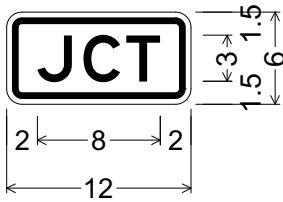
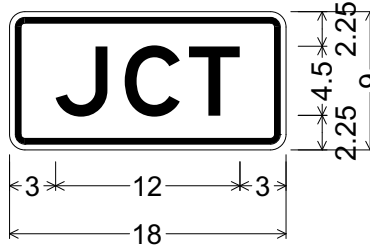


CODE: M2-1

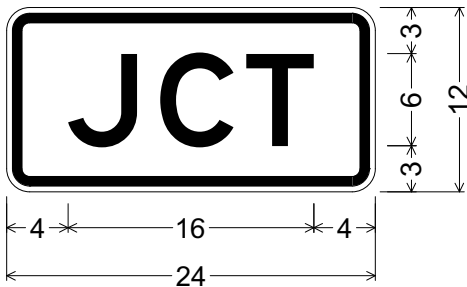


M2-1(12x6-PATH)WHT;
 1.00" Radius, 0.38" Border, 0.38" Indent, Black on White;
 "JCT" E specified length;

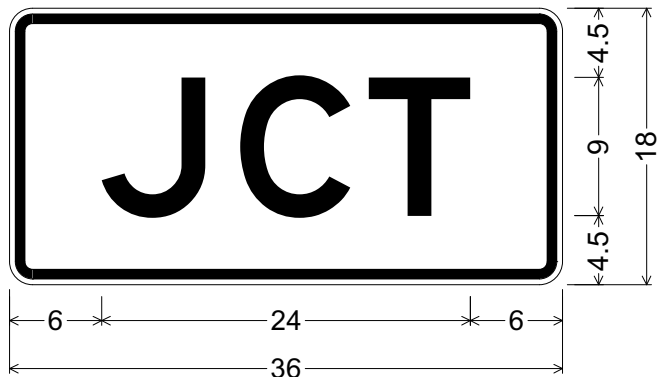


Note: use only for route markers of 18" width.

M2-1(18x9-MIN)WHT;
 1.00" Radius, 0.38" Border, 0.38" Indent, Black on White;
 "JCT" E specified length;



M2-1(24x12-STD)WHT;
 1.50" Radius, 0.63" Border, 0.38" Indent, Black on White;
 "JCT" E specified length;



M2-1(36x18-FWY)WHT;
 1.50" Radius, 0.63" Border, 0.38" Indent, Black on White;
 "JCT" E specified length;

ALL DIMENSIONS ARE IN INCHES



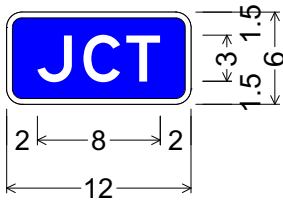
COLORS:
 LEGEND & BORDER - BLACK (NON-REFL)
 BACKGROUND - WHITE OR ORANGE (REFL)

ARIZONA DEPARTMENT OF TRANSPORTATION
 TRAFFIC ENGINEERING GROUP

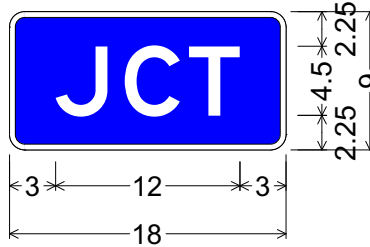
DRAWN: R. C. MOEUR	DATE: DECEMBER / 2015
-----------------------	--------------------------

APPROVED:
 SIGNATURE ON FILE

CODE: M2-1

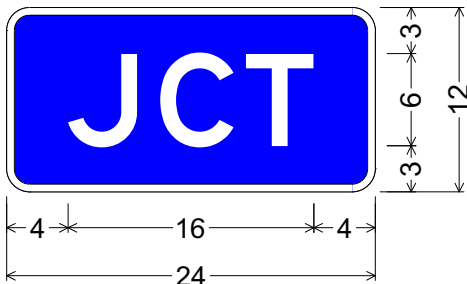


M2-1(12x6-PATH)CLR;
 1.00" Radius, 0.38" Border, White on Blue;
 "JCT" E specified length;

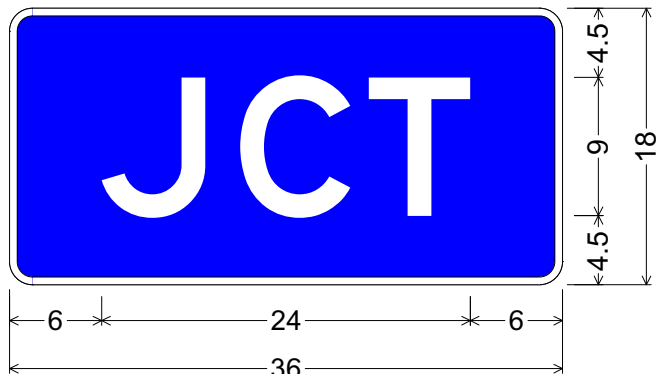


Note: use only for route markers of 18" width.

M2-1(18x9-MIN)CLR;
 1.00" Radius, 0.38" Border, White on Blue;
 "JCT" E specified length;



M2-1(24x12-STD)CLR;
 1.50" Radius, 0.50" Border, White on Blue;
 "JCT" E specified length;



M2-1(36x18-FWY)CLR;
 1.50" Radius, 0.50" Border, White on Blue;
 "JCT" E specified length;

ALL DIMENSIONS ARE IN INCHES

	<p>COLORS:</p> <p>LEGEND & BORDER - WHITE (REFL) BACKGROUND - BLUE, GREEN OR BROWN (REFL)</p>	ARIZONA DEPARTMENT OF TRANSPORTATION TRAFFIC ENGINEERING GROUP	
		DRAWN: <p style="text-align: center;">R. C. MOEUR</p>	DATE: <p style="text-align: center;">DECEMBER / 2015</p>
		APPROVED: <p style="text-align: center;">SIGNATURE ON FILE</p>	