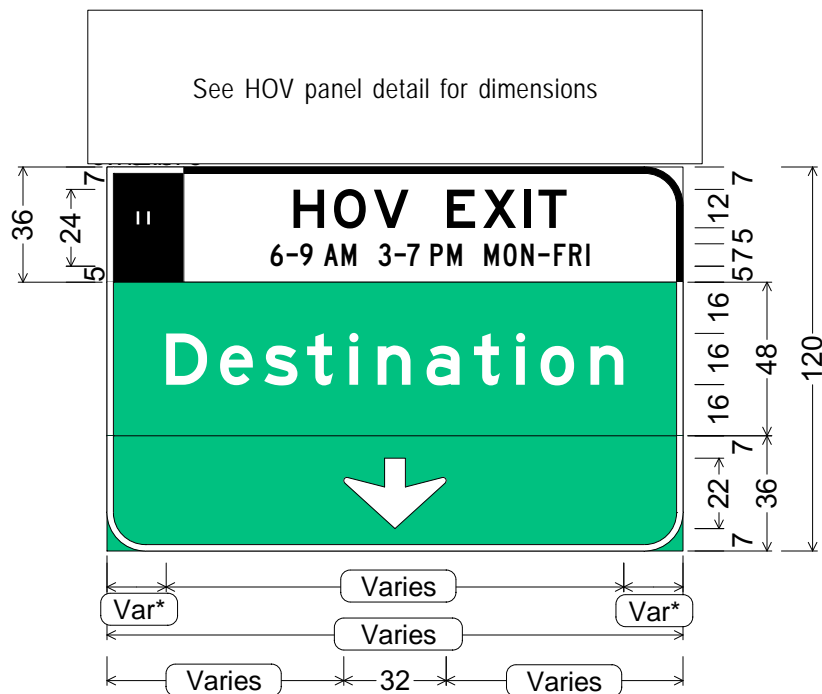


Sign width varies by destination(s). Sign width varies in even foot increments.  
 If sign width is an issue, reduce edge or text spacing or use Series D.

**CODE:** E8-106a  
**SIZE:** Varies x 120"  
 Freeway

\* Center entire legend package horizontally on each panel or sub-panel.

Arrows are to be centered over each lane.



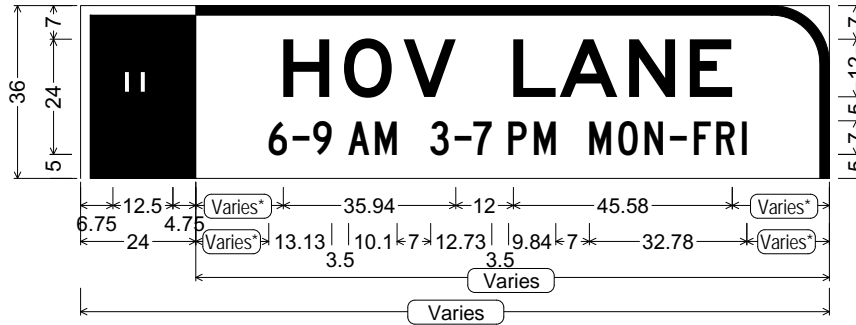
E8-106a (freeway);  
 12.00" Radius, 2.00" Border, White on Black;  
 HOV symbol;  
 12.00" Radius, 2.00" Border, Black on White;  
 "HOV EXIT" E;  
 "6-9 AM 3-7 PM MON-FRI" C;  
 12.00" Radius, 2.00" Border, White on Green;  
 "Destination" E;  
 12.00" Radius, 2.00" Border, White on Green;  
 Down Arrow 13.33-16-20" - 22.00" 270°;

<b>Colors:</b> Upper Left Panel: Legend & Border: White (Reflective) Background: Black (Non-reflective) Upper Right Panel: Legend & Border: Black (Non-reflective) Background: White (Reflective) Lower Panel: Legend & Border: White (Reflective) Background: Green (Reflective)	<b>All dimensions are in inches</b>	
	<b>Designed By:</b>	R. C. Moeur
	<b>Issue Date:</b>	December 2016

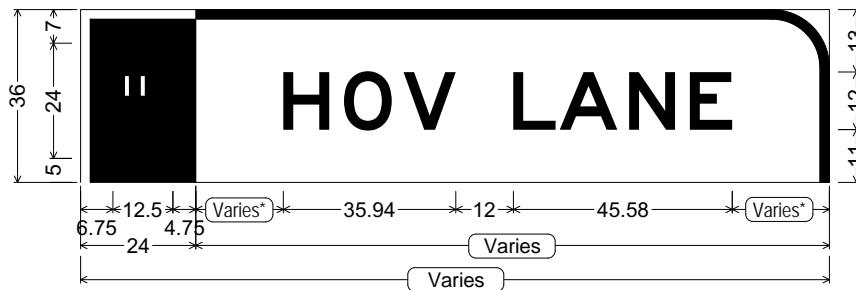
Match width of lower sign panel.

\* Center HOV legend package horizontally within the right-hand (white) sub-panel.

**CODE:** E8 Series HOV  
Panel Detail  
**SIZE:** Varies x 36"  
Freeway



E8 HOV lane upper panel (with hours);  
12.00" Radius, 2.00" Border, White on Black;  
HOV symbol;  
12.00" Radius, 2.00" Border, Black on White;  
"HOV LANE" E; "6-9 AM 3-7 PM MON-FRI" C;



E8 HOV lane upper panel (without hours);  
12.00" Radius, 2.00" Border, White on Black;  
HOV symbol;  
12.00" Radius, 2.00" Border, Black on White;  
"HOV LANE" E;

**Colors:** Left Panel: Legend & Border: White (Reflective)  
Background: Black (Non-reflective)  
Right Panel: Legend & Border: Black (Non-reflective)  
Background: White (Reflective)

**All dimensions are in inches**

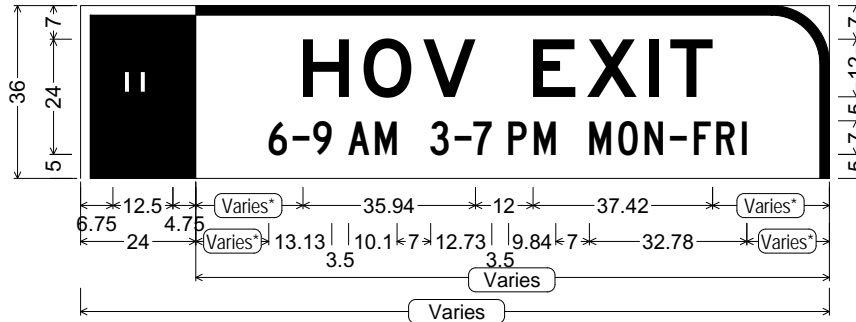
**Designed By:** R. C. Moeur

**Issue Date:** December 2016

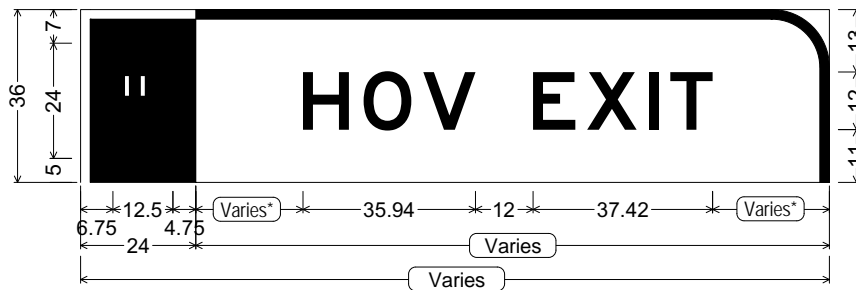
Match width of lower sign panel.

\* Center HOV legend package horizontally within the right-hand (white) sub-panel.

**CODE:** E8 Series HOV  
Panel Detail  
**SIZE:** Varies x 36"  
Freeway



E8 HOV exit upper panel (with hours);  
12.00" Radius, 2.00" Border, White on Black;  
HOV symbol;  
12.00" Radius, 2.00" Border, Black on White;  
"HOV EXIT" E; "6-9 AM 3-7 PM MON-FRI" C;



E8 HOV exit upper panel (without hours);  
12.00" Radius, 2.00" Border, White on Black;  
HOV symbol;  
12.00" Radius, 2.00" Border, Black on White;  
"HOV EXIT" E;

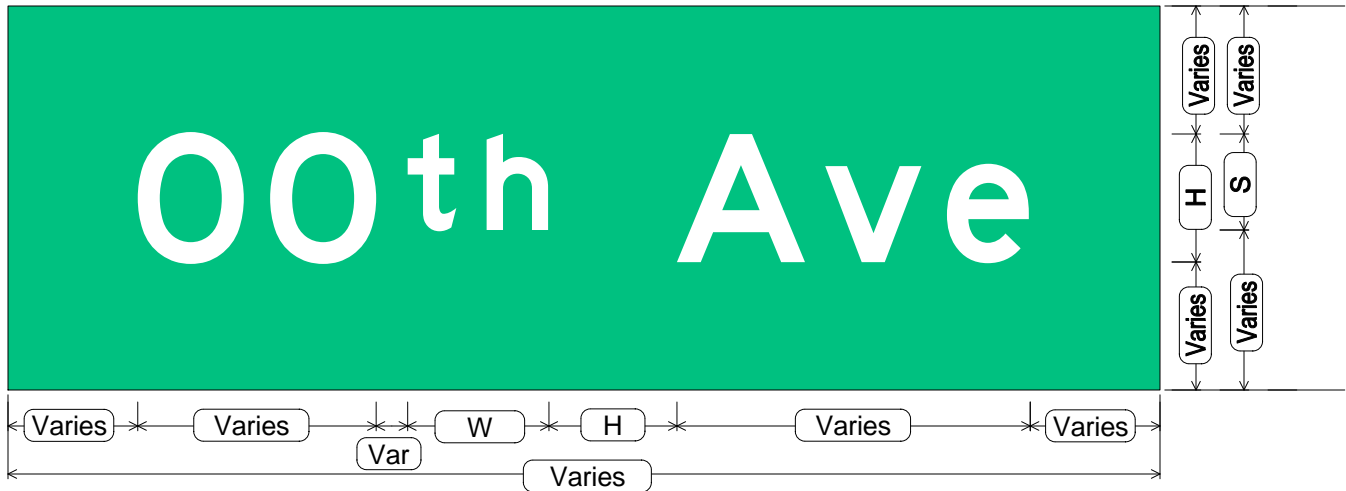
**Colors:** Left Panel: Legend & Border: White (Reflective)  
Background: Black (Non-reflective)  
Right Panel: Legend & Border: Black (Non-reflective)  
Background: White (Reflective)

**All dimensions are in inches**

**Designed By:** R. C. Moeur

**Issue Date:** December 2016

Street name suffix is always aligned with the top of the line of text  
(ascender heights are same)



Height		Suffix Width (W)			
Text (H)	Suffix (S)	_st	_nd	_rd	_th
16	13.33	17.97	21.42	17.21	19.63
20	15	20.22	24.10	19.37	22.09

**Colors:**  
Legend: Varies  
Background: Varies

**All dimensions are in inches**

**Designed By:** R. C. Moeur

**Issue Date:** December 2016