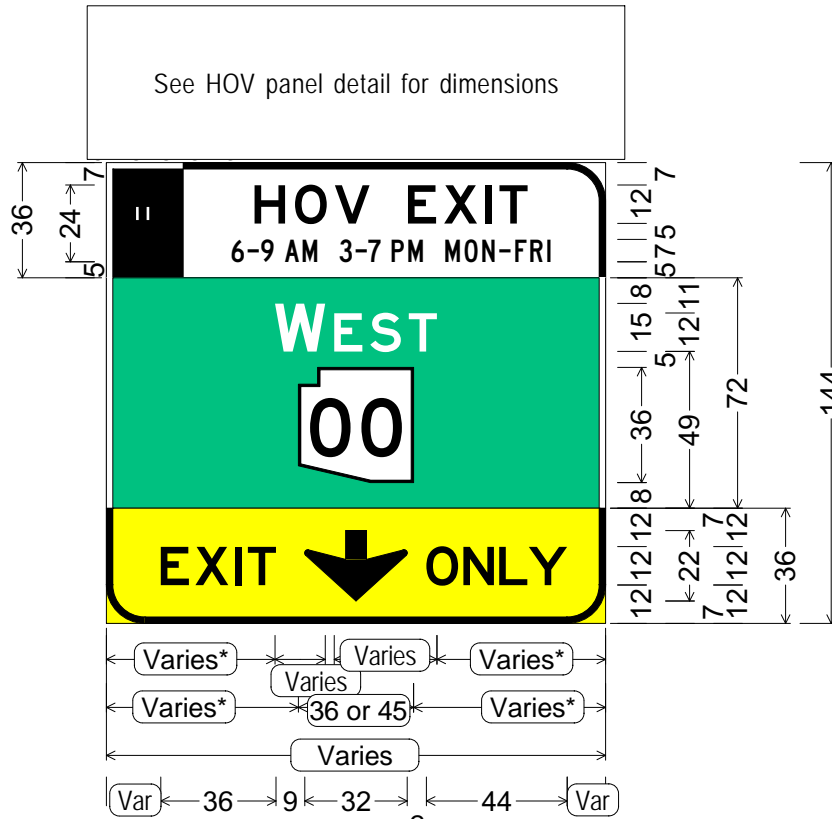


Sign width varies by destination(s). Sign width varies in even foot increments.
 If sign width is an issue, reduce edge or text spacing or use Series D.
 On multi-line signs, horizontally center destination text groupings relative to one another.
 * Center entire legend package horizontally on each panel or sub-panel.

CODE: E8-105fx
SIZE: Varies x 144"
 Freeway

Arrows are to be centered over each lane.
 If multiple route shields are used, space horizontally at 15".



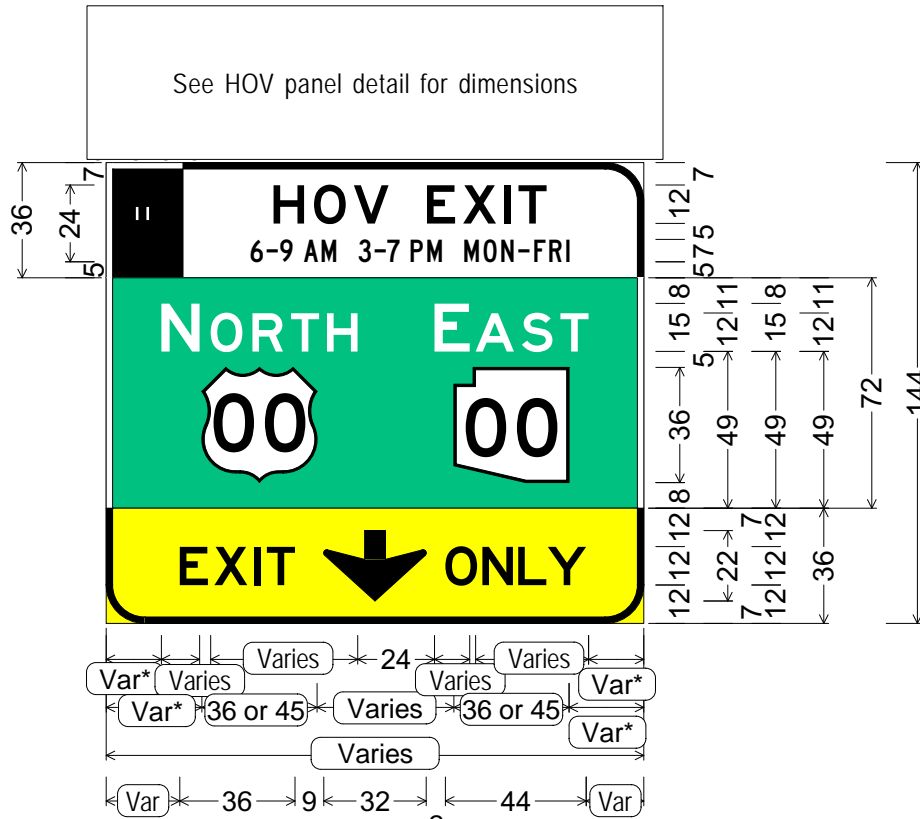
- E8-105fx (freeway);
- 12.00" Radius, 2.00" Border, White on Black;
- HOV symbol;
- 12.00" Radius, 2.00" Border, Black on White;
- "HOV EXIT" E;
- "6-9 AM 3-7 PM MON-FRI" C;
- 12.00" Radius, 2.00" Border, White on Green;
- "WEST" E; State Highway 00 M1-5c;
- 12.00" Radius, 2.00" Border, Black on Yellow;
- "EXIT" E specified length;
- Down Arrow 13.33-16-20" - 22.00" 270°;
- "ONLY" E specified length;

Colors: Upper Left Panel: Legend & Border: White (Reflective) Background: Black (Non-reflective) Upper Right Panel: Legend & Border: Black (Non-reflective) Background: White (Reflective) Middle Panel: Legend & Border: White (Reflective) Background: Green (Reflective) Lower Panel: Legend & Border: Black (Non-reflective) Background: Yellow (Reflective)	All dimensions are in inches	
	Designed By:	R. C. Moeur
	Issue Date:	December 2016

Sign width varies by destination(s). Sign width varies in even foot increments.
 If sign width is an issue, reduce edge or text spacing or use Series D.
 On multi-line signs, horizontally center destination text groupings relative to one another.
 * Center entire legend package horizontally on each panel or sub-panel.

CODE: E8-105fx
SIZE: Varies x 144"
 Freeway

Arrows are to be centered over each lane.



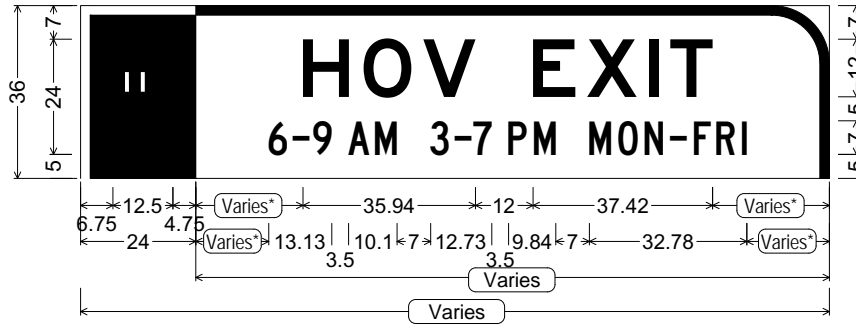
E8-105fx (freeway);
 12.00" Radius, 2.00" Border, White on Black;
 HOV symbol;
 12.00" Radius, 2.00" Border, Black on White;
 "HOV EXIT" E;
 "6-9 AM 3-7 PM MON-FRI" C;
 12.00" Radius, 2.00" Border, White on Green;
 "NORTH" E; "EAST" E; US 00 M1-4c;
 State Highway 00 M1-5c;
 12.00" Radius, 2.00" Border, Black on Yellow;
 "EXIT" E specified length;
 Down Arrow 13.33-16-20" - 22.00" 270°;
 "ONLY" E specified length;

Colors: Upper Left Panel: Legend & Border: White (Reflective) Background: Black (Non-reflective) Upper Right Panel: Legend & Border: Black (Non-reflective) Background: White (Reflective) Middle Panel: Legend & Border: White (Reflective) Background: Green (Reflective) Lower Panel: Legend & Border: Black (Non-reflective) Background: Yellow (Reflective)	All dimensions are in inches	
	Designed By:	R. C. Moeur
	Issue Date:	December 2016

Match width of lower sign panel.

* Center HOV legend package horizontally within the right-hand (white) sub-panel.

CODE: E8 Series HOV
Panel Detail
SIZE: Varies x 36"
Freeway



E8 HOV exit upper panel (with hours);
12.00" Radius, 2.00" Border, White on Black;
HOV symbol;
12.00" Radius, 2.00" Border, Black on White;
"HOV EXIT" E; "6-9 AM 3-7 PM MON-FRI" C;



E8 HOV exit upper panel (without hours);
12.00" Radius, 2.00" Border, White on Black;
HOV symbol;
12.00" Radius, 2.00" Border, Black on White;
"HOV EXIT" E;

Colors: Left Panel: Legend & Border: White (Reflective)
Background: Black (Non-reflective)
Right Panel: Legend & Border: Black (Non-reflective)
Background: White (Reflective)

All dimensions are in inches

Designed By: R. C. Moeur

Issue Date: December 2016