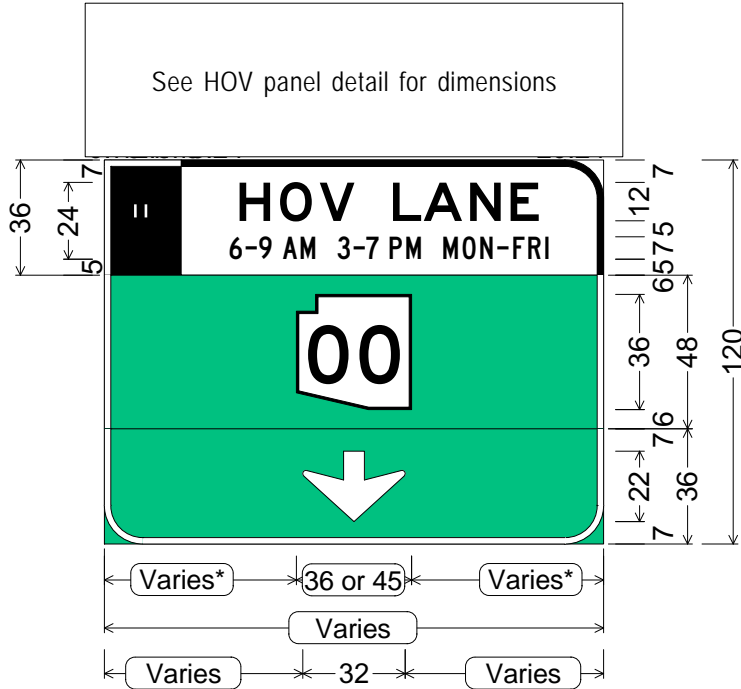


Sign width varies by destination(s). Sign width varies in even foot increments.
 If sign width is an issue, reduce edge or text spacing or use Series D.
 On multi-line signs, horizontally center destination text groupings relative to one another.
 * Center entire legend package horizontally on each panel or sub-panel.

CODE: E8-105e
SIZE: Varies x 120"
 Freeway

Arrows are to be centered over each lane.
 If multiple route shields are used, space horizontally at 15".



E8-105e (freeway);
 12.00" Radius, 2.00" Border, White on Black;
 HOV symbol;
 12.00" Radius, 2.00" Border, Black on White;
 "HOV LANE" E;
 "6-9 AM 3-7 PM MON-FRI" C;
 12.00" Radius, 2.00" Border, White on Green;
 State Highway 00 M1-5c;
 12.00" Radius, 2.00" Border, White on Green;
 Down Arrow 13.33-16-20" - 22.00" 270°;

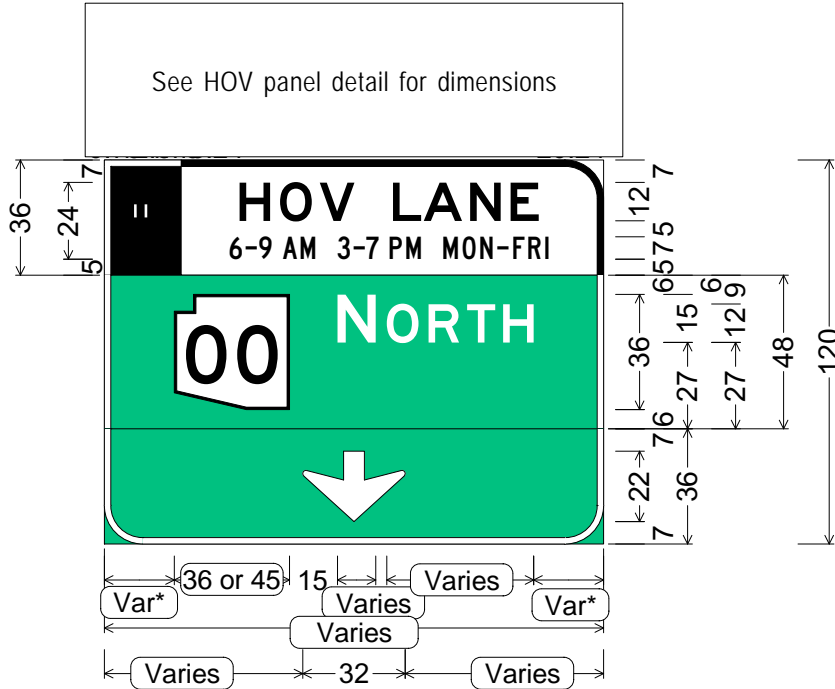
Colors:	Upper Left Panel: Legend & Border: White (Reflective) Background: Black (Non-reflective)
	Upper Right Panel: Legend & Border: Black (Non-reflective) Background: White (Reflective)
	Lower Panel: Legend & Border: White (Reflective) Background: Green (Reflective)

All dimensions are in inches	
Designed By:	R. C. Moeur
Issue Date:	December 2016

Sign width varies by destination(s). Sign width varies in even foot increments.
 If sign width is an issue, reduce edge or text spacing or use Series D.
 On multi-line signs, horizontally center destination text groupings relative to one another.
 * Center entire legend package horizontally on each panel or sub-panel.

CODE: E8-105e
SIZE: Varies x 120"
 Freeway

Arrows are to be centered over each lane.



- E8-105e (freeway);
- 12.00" Radius, 2.00" Border, White on Black;
- HOV symbol;
- 12.00" Radius, 2.00" Border, Black on White;
- "HOV LANE" E;
- "6-9 AM 3-7 PM MON-FRI" C;
- 12.00" Radius, 2.00" Border, White on Green;
- State Highway 00 M1-5c;
- "NORTH" E;
- 12.00" Radius, 2.00" Border, White on Green;
- Down Arrow 13.33-16-20" - 22.00" 270°;

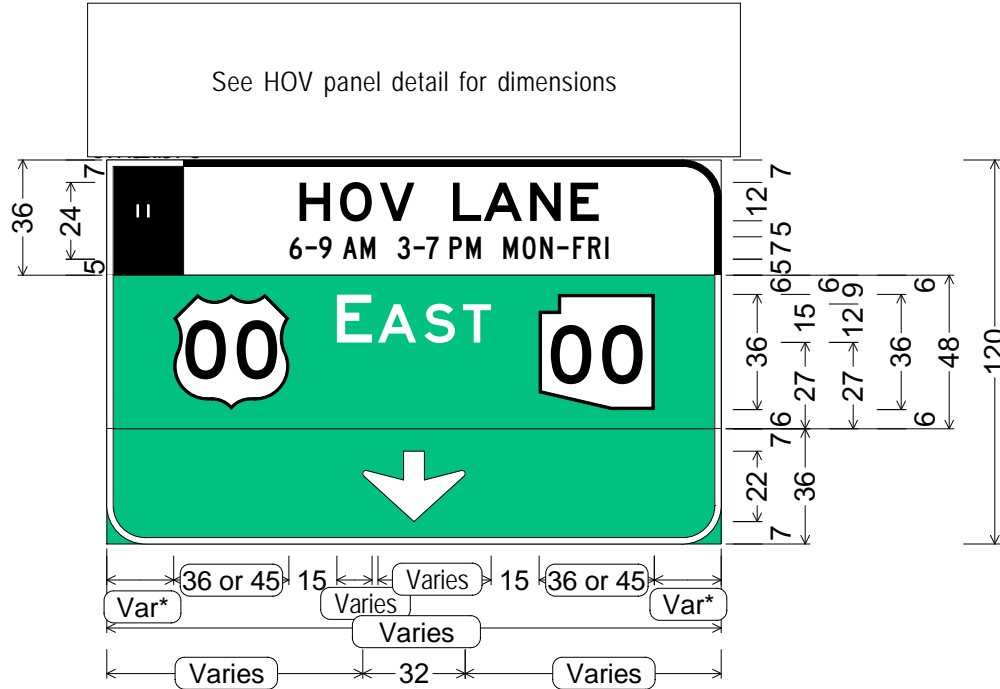
Colors:	Upper Left Panel: Legend & Border: White (Reflective) Background: Black (Non-reflective)
	Upper Right Panel: Legend & Border: Black (Non-reflective) Background: White (Reflective)
	Lower Panel: Legend & Border: White (Reflective) Background: Green (Reflective)

All dimensions are in inches	
Designed By:	R. C. Moeur
Issue Date:	December 2016

Sign width varies by destination(s). Sign width varies in even foot increments.
 If sign width is an issue, reduce edge or text spacing or use Series D.
 On multi-line signs, horizontally center destination text groupings relative to one another.
 * Center entire legend package horizontally on each panel or sub-panel.

CODE: E8-105e
SIZE: Varies x 120"
 Freeway

Arrows are to be centered over each lane.



- E8-105e (freeway);
- 12.00" Radius, 2.00" Border, White on Black;
- HOV symbol;
- 12.00" Radius, 2.00" Border, Black on White;
- "HOV LANE" E;
- "6-9 AM 3-7 PM MON-FRI" C;
- E4-101e (freeway);
- 12.00" Radius, 2.00" Border, White on Green;
- US 00 M1-4c; "EAST" E;
- State Highway 00 M1-5c;
- 12.00" Radius, 2.00" Border, White on Green;
- Down Arrow 13.33-16-20" - 22.00" 270°;

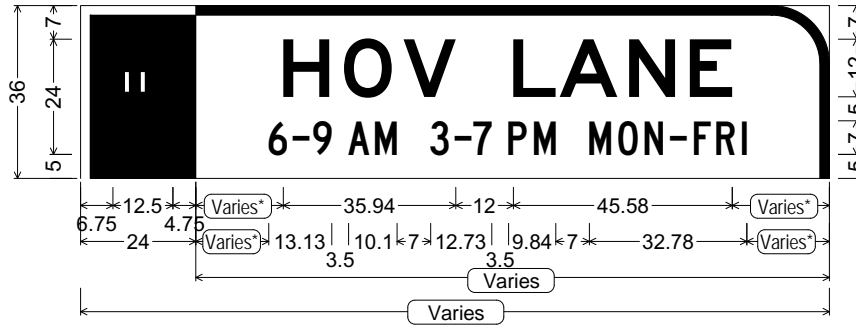
Colors:	Upper Left Panel: Legend & Border: White (Reflective) Background: Black (Non-reflective)
	Upper Right Panel: Legend & Border: Black (Non-reflective) Background: White (Reflective)
	Lower Panel: Legend & Border: White (Reflective) Background: Green (Reflective)

All dimensions are in inches	
Designed By:	R. C. Moeur
Issue Date:	December 2016

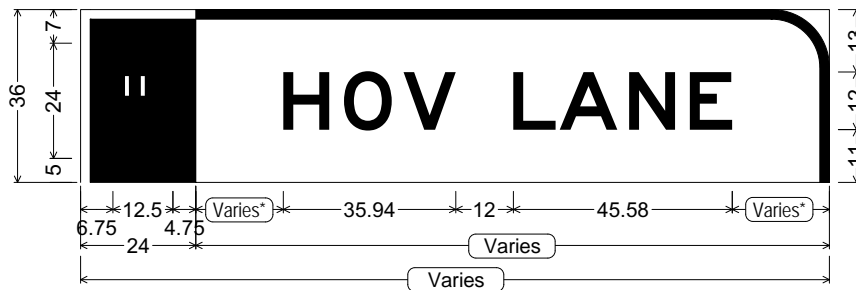
Match width of lower sign panel.

* Center HOV legend package horizontally within the right-hand (white) sub-panel.

CODE: E8 Series HOV
Panel Detail
SIZE: Varies x 36"
Freeway



E8 HOV lane upper panel (with hours);
12.00" Radius, 2.00" Border, White on Black;
HOV symbol;
12.00" Radius, 2.00" Border, Black on White;
"HOV LANE" E; "6-9 AM 3-7 PM MON-FRI" C;



E8 HOV lane upper panel (without hours);
12.00" Radius, 2.00" Border, White on Black;
HOV symbol;
12.00" Radius, 2.00" Border, Black on White;
"HOV LANE" E;

Colors: Left Panel: Legend & Border: White (Reflective)
Background: Black (Non-reflective)
Right Panel: Legend & Border: Black (Non-reflective)
Background: White (Reflective)

All dimensions are in inches

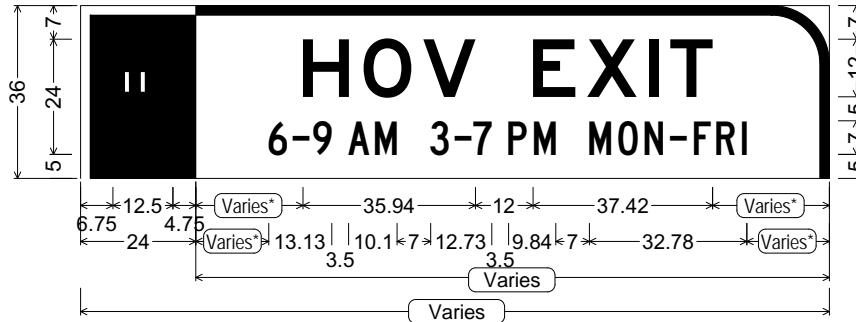
Designed By: R. C. Moeur

Issue Date: December 2016

Match width of lower sign panel.

* Center HOV legend package horizontally within the right-hand (white) sub-panel.

CODE: E8 Series HOV
Panel Detail
SIZE: Varies x 36"
Freeway



E8 HOV exit upper panel (with hours);
12.00" Radius, 2.00" Border, White on Black;
HOV symbol;
12.00" Radius, 2.00" Border, Black on White;
"HOV EXIT" E; "6-9 AM 3-7 PM MON-FRI" C;



E8 HOV exit upper panel (without hours);
12.00" Radius, 2.00" Border, White on Black;
HOV symbol;
12.00" Radius, 2.00" Border, Black on White;
"HOV EXIT" E;

Colors: Left Panel: Legend & Border: White (Reflective)
Background: Black (Non-reflective)
Right Panel: Legend & Border: Black (Non-reflective)
Background: White (Reflective)

All dimensions are in inches

Designed By: R. C. Moeur

Issue Date: December 2016