

Sign width varies by destination(s). Sign width varies in even foot increments.

If sign width is an issue, reduce edge or text spacing or use Series D.

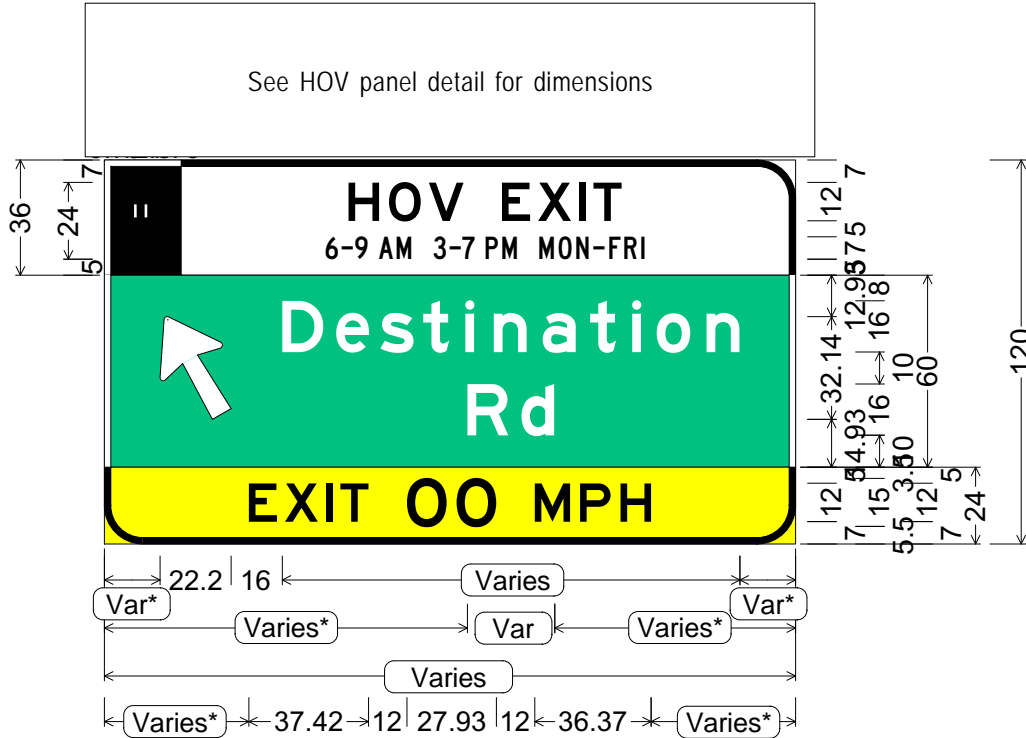
On multi-line signs, horizontally center destination text groupings relative to one another.

* Center entire legend package horizontally on each panel or sub-panel.

CODE: E8-104bs

SIZE: Varies x 108"
Freeway

Arrow may be relocated to the right side for a right-hand exit.



E8-104bs (freeway);

12.00" Radius, 2.00" Border, White on Black;

HOV symbol;

12.00" Radius, 2.00" Border, Black on White;

"HOV EXIT" E; "6-9 AM 3-7 PM MON-FRI" C;

12.00" Radius, 2.00" Border, White on Green;

Arrow 16-20 Type A - 120°; "Destination" E; "Rd" E;

12.00" Radius, 2.00" Border, Black on Yellow;

"EXIT 00 MPH" E;

Colors:	Upper Left Panel: Legend & Border: White (Reflective) Background: Black (Non-reflective)
	Upper Right Panel: Legend & Border: Black (Non-reflective) Background: White (Reflective)
	Middle Panel: Legend & Border: White (Reflective) Background: Green (Reflective)
	Lower Panel: Legend & Border: Black (Non-reflective) Background: Yellow (Reflective)

All dimensions are in inches

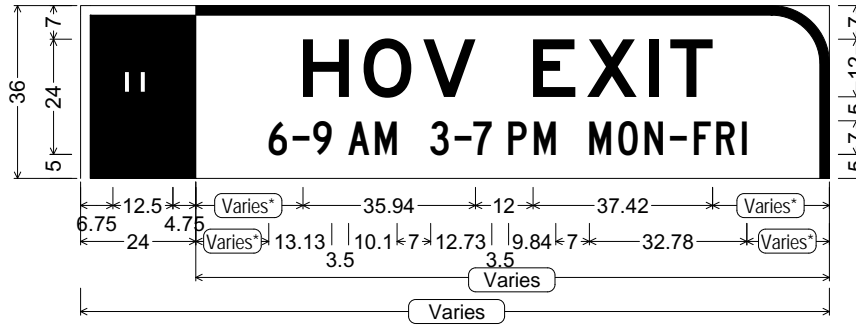
Designed By: R. C. Moeur

Issue Date: December 2016

Match width of lower sign panel.

* Center HOV legend package horizontally within the right-hand (white) sub-panel.

CODE: E8 Series HOV
Panel Detail
SIZE: Varies x 36"
Freeway



E8 HOV exit upper panel (with hours);
12.00" Radius, 2.00" Border, White on Black;
HOV symbol;
12.00" Radius, 2.00" Border, Black on White;
"HOV EXIT" E; "6-9 AM 3-7 PM MON-FRI" C;



E8 HOV exit upper panel (without hours);
12.00" Radius, 2.00" Border, White on Black;
HOV symbol;
12.00" Radius, 2.00" Border, Black on White;
"HOV EXIT" E;

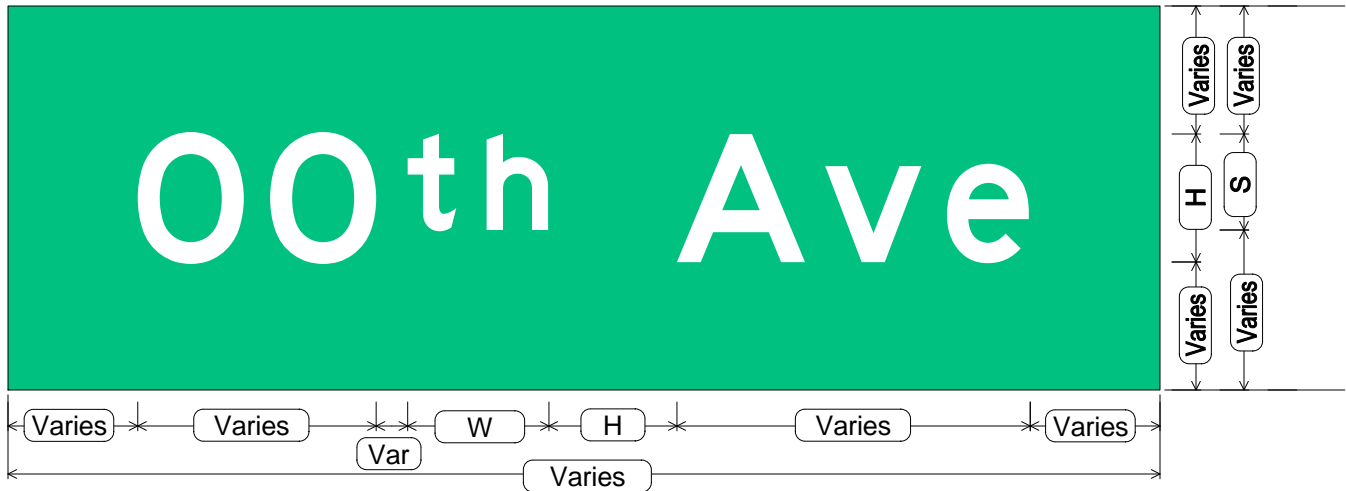
Colors: Left Panel: Legend & Border: White (Reflective)
Background: Black (Non-reflective)
Right Panel: Legend & Border: Black (Non-reflective)
Background: White (Reflective)

All dimensions are in inches

Designed By: R. C. Moeur

Issue Date: December 2016

Street name suffix is always aligned with the top of the line of text
(ascender heights are same)



Height		Suffix Width (W)			
Text (H)	Suffix (S)	_st	_nd	_rd	_th
16	13.33	17.97	21.42	17.21	19.63
20	15	20.22	24.10	19.37	22.09

Colors:
Legend: Varies
Background: Varies

All dimensions are in inches

Designed By: R. C. Moeur

Issue Date: December 2016