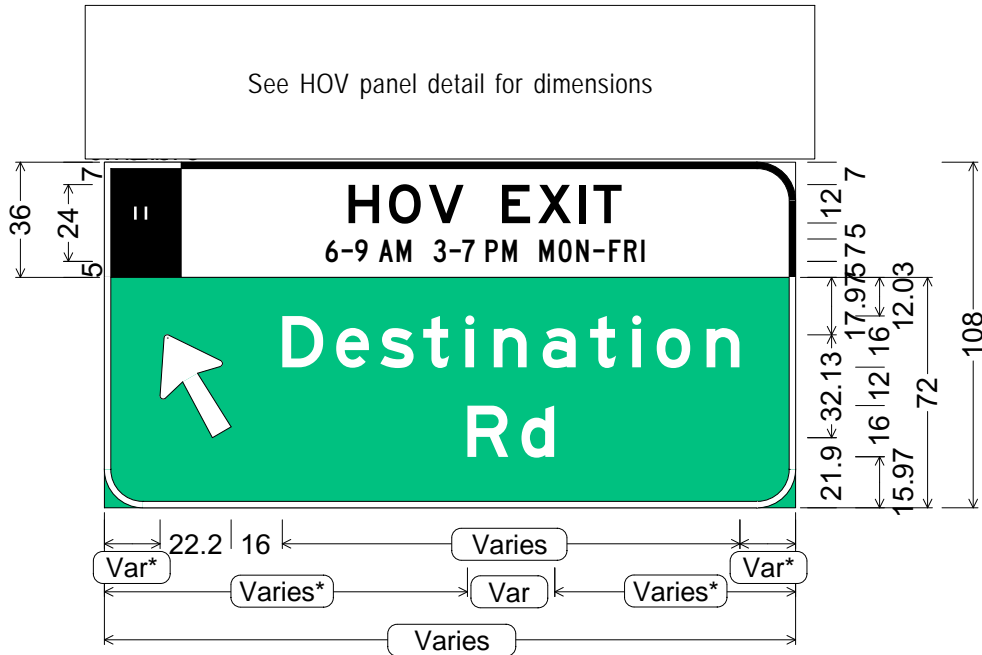


Sign width varies by destination(s). Sign width varies in even foot increments.  
 If sign width is an issue, reduce edge or text spacing or use Series D.  
 On multi-line signs, horizontally center destination text groupings relative to one another.  
 \* Center entire legend package horizontally on each panel or sub-panel.

**CODE:** E8-104b  
**SIZE:** Varies x 108"  
 Freeway

Arrow may be relocated to the right side for a right-hand exit.



E8-104as (freeway);  
 12.00" Radius, 2.00" Border, White on Black;  
 HOV symbol;  
 12.00" Radius, 2.00" Border, Black on White;  
 "HOV EXIT" E; "6-9 AM 3-7 PM MON-FRI" C;  
 12.00" Radius, 2.00" Border, White on Green;  
 Arrow 16-20 Type A - 120°; "Destination" E; "Rd" E;

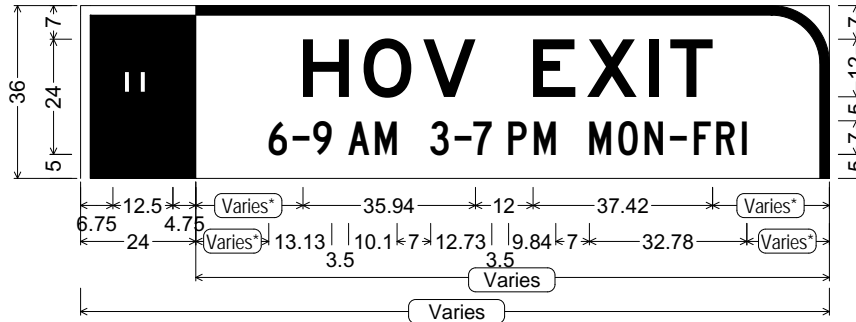
<b>Colors:</b>	Upper Left Panel:	Legend & Border: White (Reflective) Background: Black (Non-reflective)
	Upper Right Panel:	Legend & Border: Black (Non-reflective) Background: White (Reflective)
	Lower Panel:	Legend & Border: White (Reflective) Background: Green (Reflective)

<b>All dimensions are in inches</b>	
<b>Designed By:</b>	R. C. Moeur
<b>Issue Date:</b>	December 2016

Match width of lower sign panel.

\* Center HOV legend package horizontally within the right-hand (white) sub-panel.

**CODE:** E8 Series HOV  
Panel Detail  
**SIZE:** Varies x 36"  
Freeway



E8 HOV exit upper panel (with hours);  
12.00" Radius, 2.00" Border, White on Black;  
HOV symbol;  
12.00" Radius, 2.00" Border, Black on White;  
"HOV EXIT" E; "6-9 AM 3-7 PM MON-FRI" C;



E8 HOV exit upper panel (without hours);  
12.00" Radius, 2.00" Border, White on Black;  
HOV symbol;  
12.00" Radius, 2.00" Border, Black on White;  
"HOV EXIT" E;

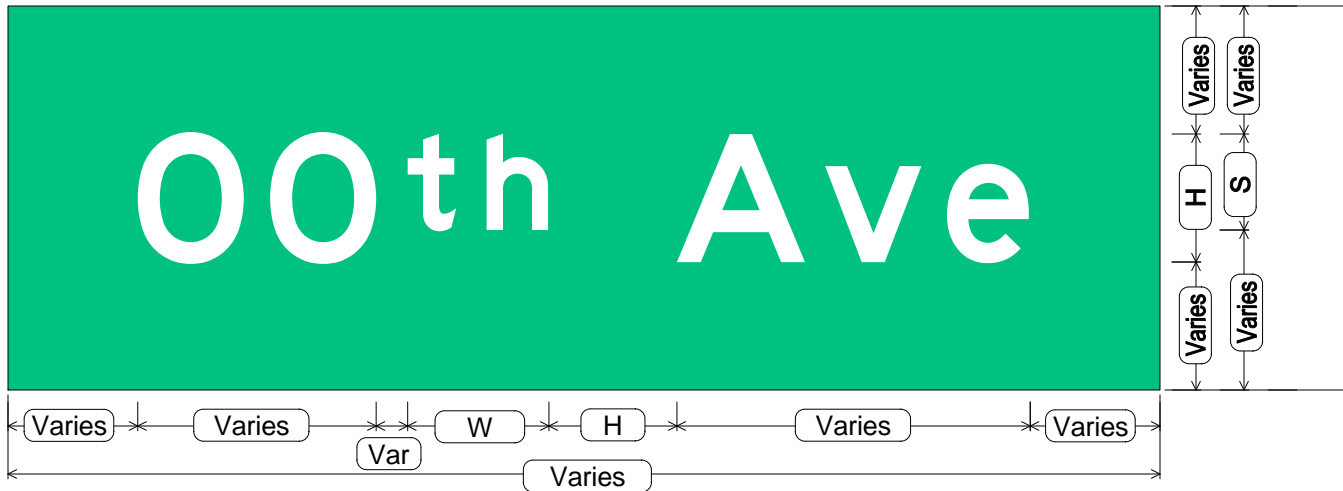
**Colors:** Left Panel: Legend & Border: White (Reflective)  
Background: Black (Non-reflective)  
Right Panel: Legend & Border: Black (Non-reflective)  
Background: White (Reflective)

**All dimensions are in inches**

**Designed By:** R. C. Moeur

**Issue Date:** December 2016

Street name suffix is always aligned with the top of the line of text  
(ascender heights are same)



Height		Suffix Width (W)			
Text (H)	Suffix (S)	_st	_nd	_rd	_th
16	13.33	17.97	21.42	17.21	19.63
20	15	20.22	24.10	19.37	22.09

**Colors:**  
Legend: Varies  
Background: Varies

**All dimensions are in inches**

**Designed By:** R. C. Moeur

**Issue Date:** December 2016