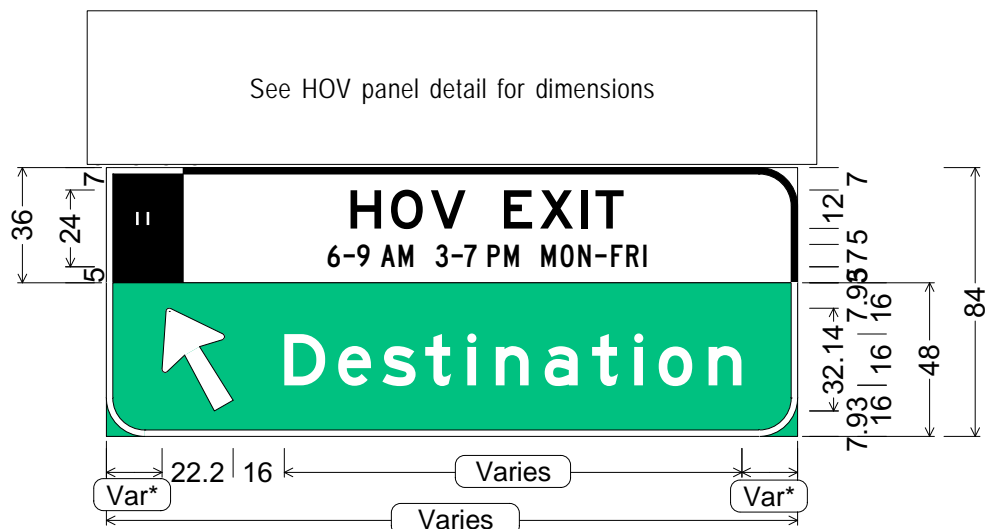


Sign width varies by destination(s). Sign width varies in even foot increments.
 If sign width is an issue, reduce edge or text spacing or use Series D.

CODE: E8-104a
SIZE: Varies x 84"
 Freeway

* Center entire legend package horizontally on each panel or sub-panel.

Arrow may be relocated to the right side for a right-hand exit.



E8-104as (freeway);
 12.00" Radius, 2.00" Border, White on Black;
 HOV symbol;
 12.00" Radius, 2.00" Border, Black on White;
 "HOV EXIT" E; "6-9 AM 3-7 PM MON-FRI" C;
 12.00" Radius, 2.00" Border, White on Green;
 Arrow 16-20 Type A - 120°; "Destination" E;

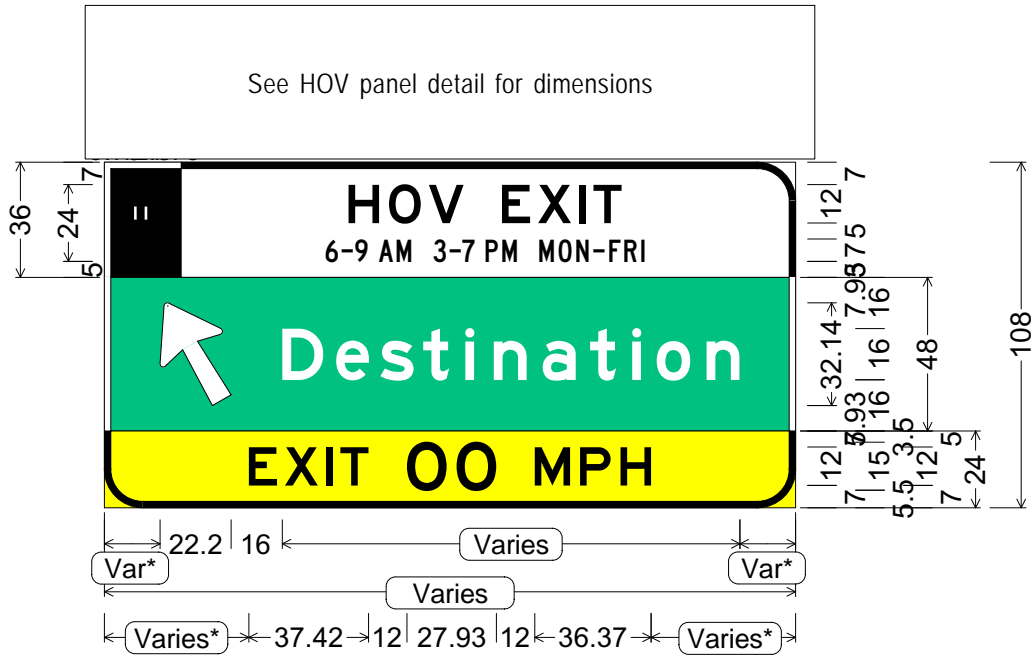
| | | |
|--|-------------------------------------|---------------|
| Colors: Upper Left Panel: Legend & Border: White (Reflective) Background: Black (Non-reflective) Upper Right Panel: Legend & Border: Black (Non-reflective) Background: White (Reflective) Lower Panel: Legend & Border: White (Reflective) Background: Green (Reflective) | All dimensions are in inches | |
| | Designed By: | R. C. Moeur |
| | Issue Date: | December 2016 |

Sign width varies by destination(s). Sign width varies in even foot increments.
 If sign width is an issue, reduce edge or text spacing or use Series D.

CODE: E8-104as
SIZE: Varies x 108"
 Freeway

* Center entire legend package horizontally on each panel or sub-panel.

Arrow may be relocated to the right side for a right-hand exit.



E8-104as (freeway);
 12.00" Radius, 2.00" Border, White on Black;
 HOV symbol;
 12.00" Radius, 2.00" Border, Black on White;
 "HOV EXIT" E; "6-9 AM 3-7 PM MON-FRI" C;
 12.00" Radius, 2.00" Border, White on Green;
 Arrow 16-20 Type A - 120°; "Destination" E;
 12.00" Radius, 2.00" Border, Black on Yellow;
 "EXIT 00 MPH" E;

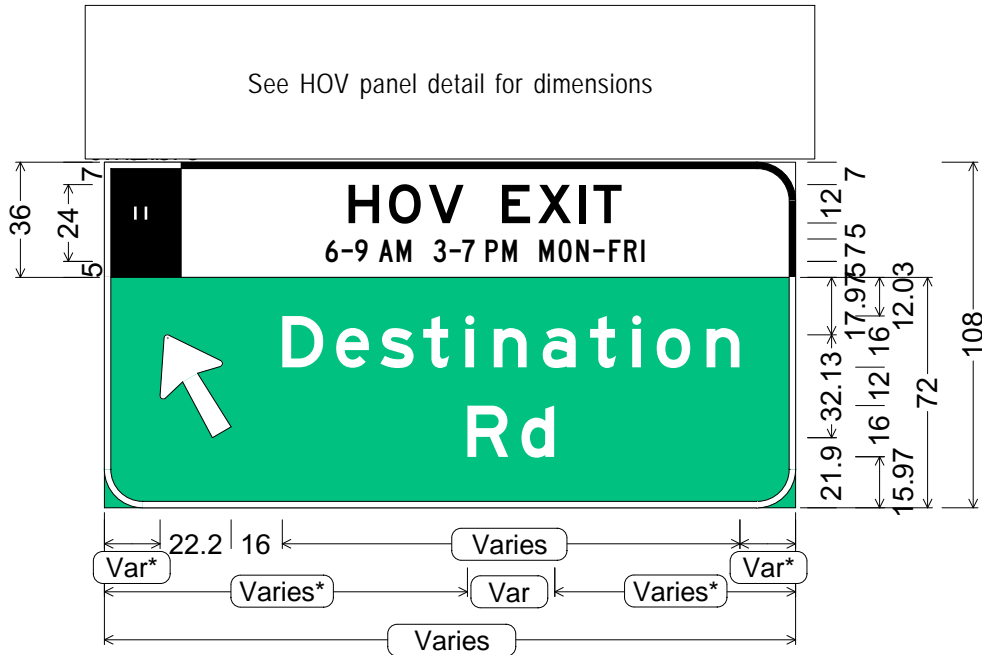
| | |
|----------------|--|
| Colors: | Upper Left Panel: Legend & Border: White (Reflective) Background: Black (Non-reflective) |
| | Upper Right Panel: Legend & Border: Black (Non-reflective) Background: White (Reflective) |
| | Middle Panel: Legend & Border: White (Reflective) Background: Green (Reflective) |
| | Lower Panel: Legend & Border: Black (Non-reflective) Background: Yellow (Reflective) |

| | |
|-------------------------------------|---------------|
| All dimensions are in inches | |
| Designed By: | R. C. Moeur |
| Issue Date: | December 2016 |

Sign width varies by destination(s). Sign width varies in even foot increments.
 If sign width is an issue, reduce edge or text spacing or use Series D.
 On multi-line signs, horizontally center destination text groupings relative to one another.
 * Center entire legend package horizontally on each panel or sub-panel.

CODE: E8-104b
SIZE: Varies x 108"
 Freeway

Arrow may be relocated to the right side for a right-hand exit.



E8-104as (freeway);
 12.00" Radius, 2.00" Border, White on Black;
 HOV symbol;
 12.00" Radius, 2.00" Border, Black on White;
 "HOV EXIT" E; "6-9 AM 3-7 PM MON-FRI" C;
 12.00" Radius, 2.00" Border, White on Green;
 Arrow 16-20 Type A - 120°; "Destination" E; "Rd" E;

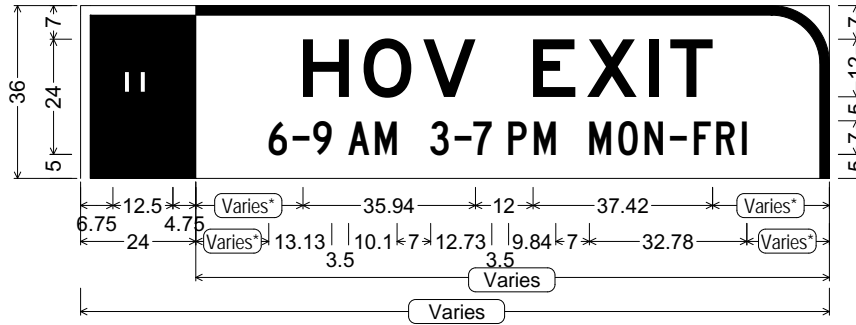
| | | |
|----------------|--------------------|---|
| Colors: | Upper Left Panel: | Legend & Border: White (Reflective) Background: Black (Non-reflective) |
| | Upper Right Panel: | Legend & Border: Black (Non-reflective) Background: White (Reflective) |
| | Lower Panel: | Legend & Border: White (Reflective) Background: Green (Reflective) |

| | |
|-------------------------------------|---------------|
| All dimensions are in inches | |
| Designed By: | R. C. Moeur |
| Issue Date: | December 2016 |

Match width of lower sign panel.

* Center HOV legend package horizontally within the right-hand (white) sub-panel.

CODE: E8 Series HOV
Panel Detail
SIZE: Varies x 36"
Freeway



E8 HOV exit upper panel (with hours);
12.00" Radius, 2.00" Border, White on Black;
HOV symbol;
12.00" Radius, 2.00" Border, Black on White;
"HOV EXIT" E; "6-9 AM 3-7 PM MON-FRI" C;



E8 HOV exit upper panel (without hours);
12.00" Radius, 2.00" Border, White on Black;
HOV symbol;
12.00" Radius, 2.00" Border, Black on White;
"HOV EXIT" E;

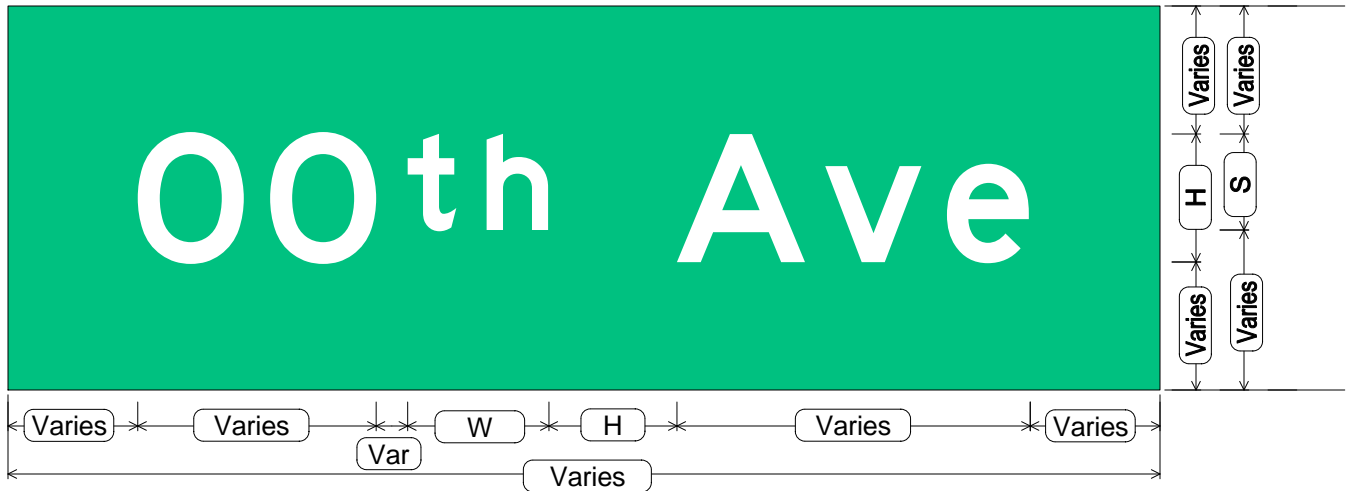
Colors: Left Panel: Legend & Border: White (Reflective)
Background: Black (Non-reflective)
Right Panel: Legend & Border: Black (Non-reflective)
Background: White (Reflective)

All dimensions are in inches

Designed By: R. C. Moeur

Issue Date: December 2016

Street name suffix is always aligned with the top of the line of text
(ascender heights are same)



| Height | | Suffix Width (W) | | | |
|----------|------------|------------------|-------|-------|-------|
| Text (H) | Suffix (S) | _st | _nd | _rd | _th |
| 16 | 13.33 | 17.97 | 21.42 | 17.21 | 19.63 |
| 20 | 15 | 20.22 | 24.10 | 19.37 | 22.09 |

Colors:
Legend: Varies
Background: Varies

All dimensions are in inches

Designed By: R. C. Moeur

Issue Date: December 2016