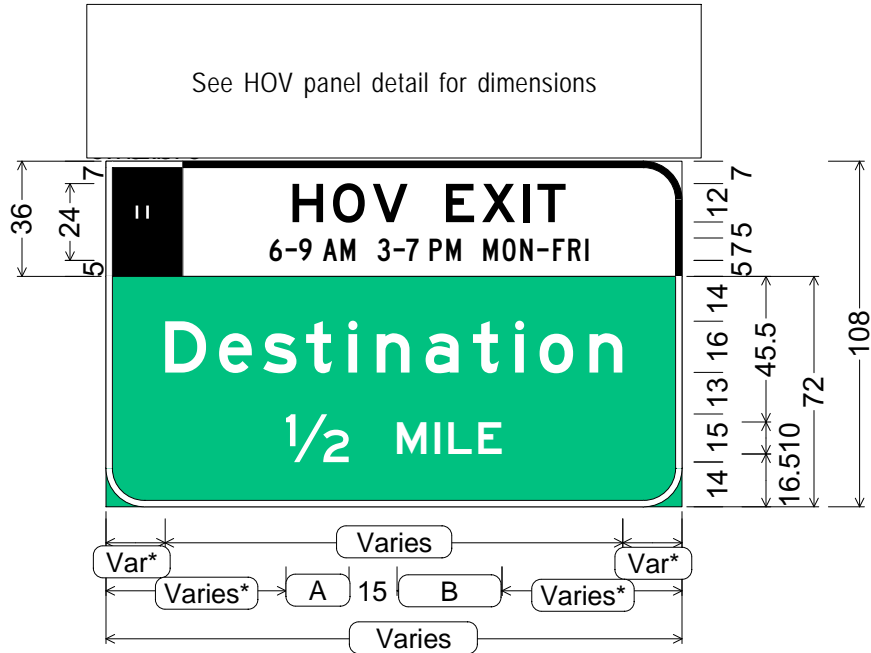


Sign width varies by destination(s). Sign width varies in even foot increments.  
 If sign width is an issue, reduce edge or text spacing or use Series D.  
 On multi-line signs, horizontally center destination text groupings relative to one another.  
 \* Center entire legend package horizontally on each panel or sub-panel.

**CODE:** E8-102a  
**SIZE:** Varies x 108"  
 Freeway



E8-102a (freeway);  
 12.00" Radius, 2.00" Border, White on Black;  
 HOV symbol;  
 12.00" Radius, 2.00" Border, Black on White;  
 "HOV EXIT" E;  
 "6-9 AM 3-7 PM MON-FRI" C;  
 12.00" Radius, 2.00" Border, White on Green;  
 "Destination" E; "1/2" E; "MILE" E;

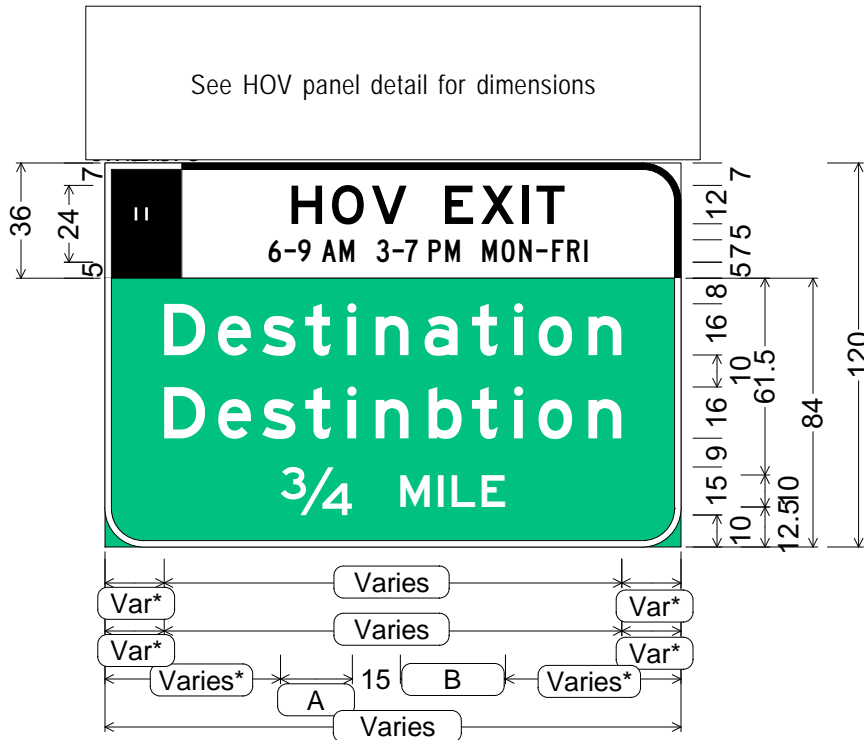
Distance	A	B
¼ MILE	18.50	32.84
½ MILE	19.70	32.84
¾ MILE	22.46	32.84
1 MILE	4.46	32.84
2 MILES	11.95	42.87

**Colors:** Upper Left Panel: Legend & Border: White (Reflective)  
 Background: Black (Non-reflective)  
 Upper Right Panel: Legend & Border: Black (Non-reflective)  
 Background: White (Reflective)  
 Lower Panel: Legend & Border: White (Reflective)  
 Background: Green (Reflective)

**All dimensions are in inches**  
**Designed By:** R. C. Moeur  
**Issue Date:** December 2016

Sign width varies by destination(s). Sign width varies in even foot increments.  
 If sign width is an issue, reduce edge or text spacing or use Series D.  
 On multi-line signs, horizontally center destination text groupings relative to one another.  
 \* Center entire legend package horizontally on each panel or sub-panel.

**CODE:** E8-102b  
**SIZE:** Varies x 120"  
 Freeway



E8-102b (freeway);  
 12.00" Radius, 2.00" Border, White on Black;  
 HOV symbol;  
 12.00" Radius, 2.00" Border, Black on White;  
 "HOV EXIT" E;  
 "6-9 AM 3-7 PM MON-FRI" C;  
 12.00" Radius, 2.00" Border, White on Green;  
 "Destination" E; "Destinbtion" E; "3/4" E;  
 "MILE" E;

Distance	A	B
¼ MILE	18.50	32.84
½ MILE	19.70	32.84
¾ MILE	22.46	32.84
1 MILE	4.46	32.84
2 MILES	11.95	42.87

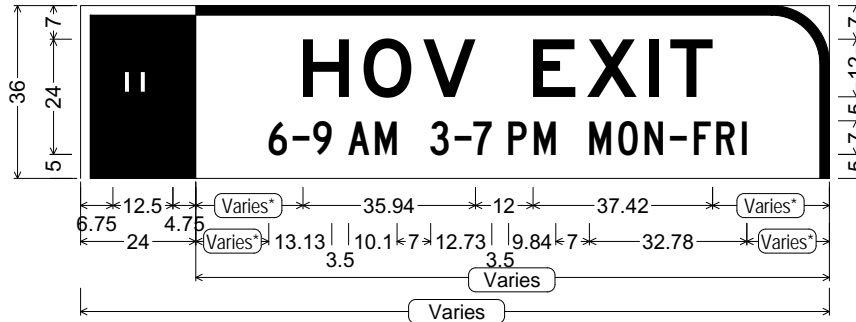
**Colors:** Upper Left Panel: Legend & Border: White (Reflective)  
 Background: Black (Non-reflective)  
 Upper Right Panel: Legend & Border: Black (Non-reflective)  
 Background: White (Reflective)  
 Lower Panel: Legend & Border: White (Reflective)  
 Background: Green (Reflective)

**All dimensions are in inches**  
**Designed By:** R. C. Moeur  
**Issue Date:** December 2016

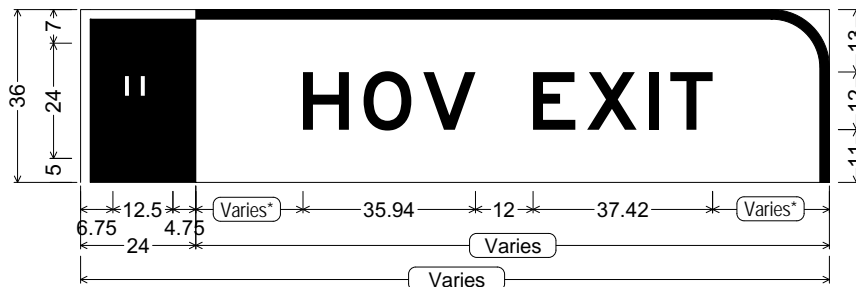
Match width of lower sign panel.

\* Center HOV legend package horizontally within the right-hand (white) sub-panel.

**CODE:** E8 Series HOV  
Panel Detail  
**SIZE:** Varies x 36"  
Freeway



E8 HOV exit upper panel (with hours);  
12.00" Radius, 2.00" Border, White on Black;  
HOV symbol;  
12.00" Radius, 2.00" Border, Black on White;  
"HOV EXIT" E; "6-9 AM 3-7 PM MON-FRI" C;



E8 HOV exit upper panel (without hours);  
12.00" Radius, 2.00" Border, White on Black;  
HOV symbol;  
12.00" Radius, 2.00" Border, Black on White;  
"HOV EXIT" E;

**Colors:** Left Panel: Legend & Border: White (Reflective)  
Background: Black (Non-reflective)  
Right Panel: Legend & Border: Black (Non-reflective)  
Background: White (Reflective)

**All dimensions are in inches**

**Designed By:** R. C. Moeur

**Issue Date:** December 2016