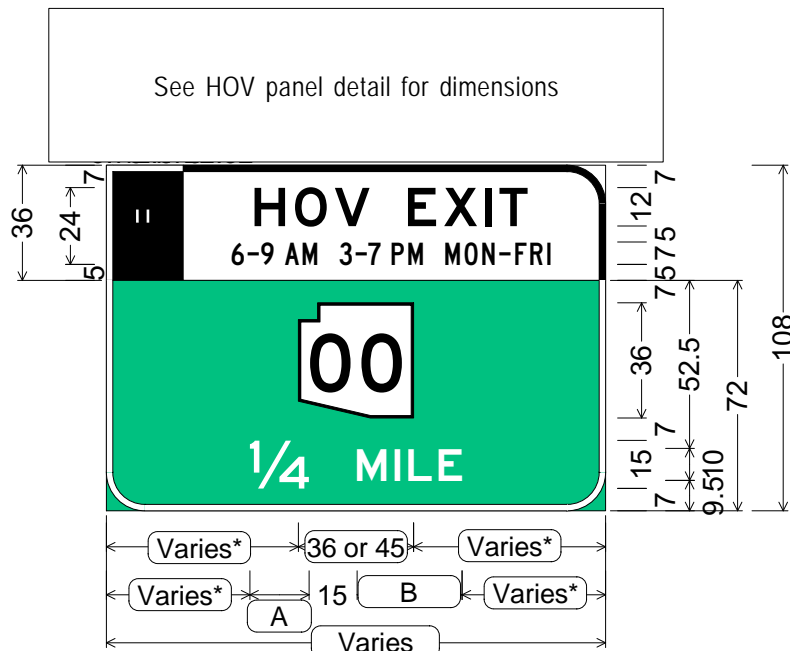


Sign width varies by number of shields. Sign width varies in even foot increments.

CODE: E8-101e
SIZE: Varies x 108"
 Freeway

* Center entire legend package horizontally on each panel or sub-panel.

If multiple route shields are used, space horizontally at 15".



E8-101e (freeway);
 12.00" Radius, 2.00" Border, White on Black;
 HOV symbol;
 12.00" Radius, 2.00" Border, Black on White;
 "HOV EXIT" E;
 "6-9 AM 3-7 PM MON-FRI" C;
 12.00" Radius, 2.00" Border, White on Green;
 State Highway 00 M1-5c; "1/4" E;
 "MILE" E;

Distance	A	B
1/4 MILE	18.50	32.84
1/2 MILE	19.70	32.84
3/4 MILE	22.46	32.84
1 MILE	4.46	32.84
2 MILES	11.95	42.87

Colors: Upper Left Panel: Legend & Border: White (Reflective)
 Background: Black (Non-reflective)
 Upper Right Panel: Legend & Border: Black (Non-reflective)
 Background: White (Reflective)
 Lower Panel: Legend & Border: White (Reflective)
 Background: Green (Reflective)

All dimensions are in inches

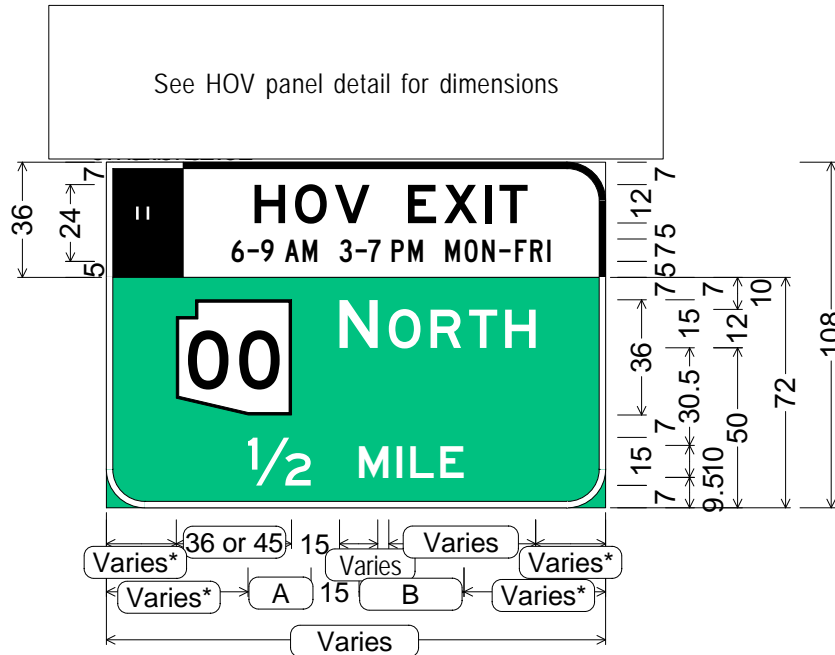
Designed By: R. C. Moeur

Issue Date: December 2016

Sign width varies. Sign width varies in even foot increments.
 If sign width is an issue, reduce edge or text spacing or use Series D.

CODE: E8-101e
SIZE: Varies x 108"
 Freeway

* Center entire legend package horizontally on each panel or sub-panel.



E8-101e (freeway);
 12.00" Radius, 2.00" Border, White on Black;
 HOV symbol;
 12.00" Radius, 2.00" Border, Black on White;
 "HOV EXIT" E;
 "6-9 AM 3-7 PM MON-FRI" C;
 12.00" Radius, 2.00" Border, White on Green;
 State Highway 00 M1-5c;
 "NORTH" E; "1/2" E; "MILE" E;

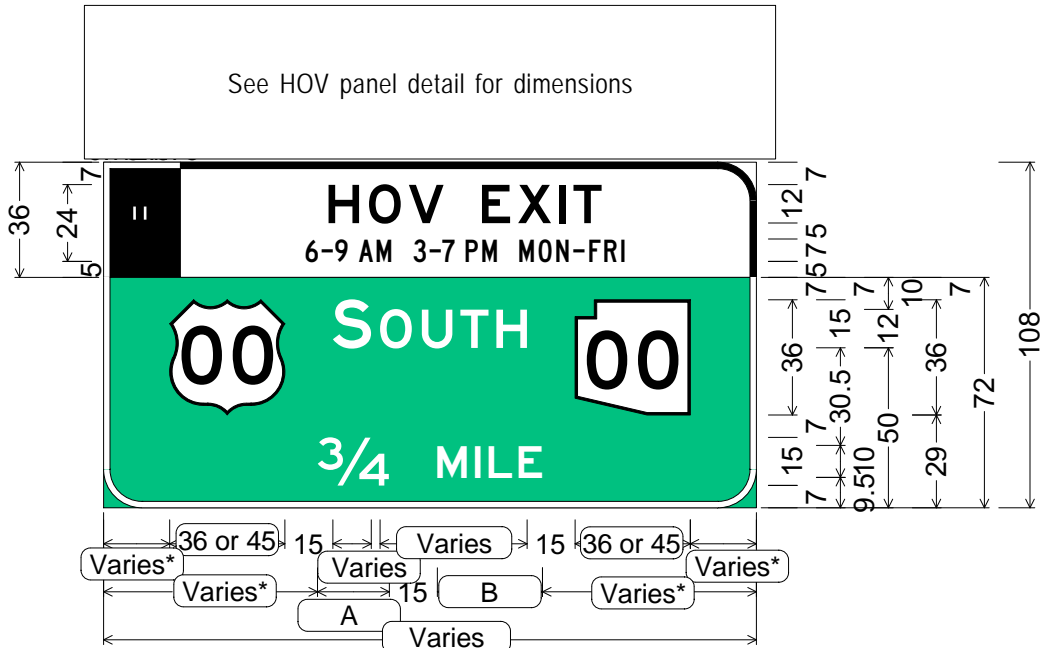
Distance	A	B
¼ MILE	18.50	32.84
½ MILE	19.70	32.84
¾ MILE	22.46	32.84
1 MILE	4.46	32.84
2 MILES	11.95	42.87

Colors: Upper Left Panel: Legend & Border: White (Reflective) Background: Black (Non-reflective) Upper Right Panel: Legend & Border: Black (Non-reflective) Background: White (Reflective) Lower Panel: Legend & Border: White (Reflective) Background: Green (Reflective)	All dimensions are in inches	
	Designed By: R. C. Moeur	Issue Date: December 2016

Sign width varies. Sign width varies in even foot increments.
 If sign width is an issue, reduce edge or text spacing or use Series D.

CODE: E8-101e
SIZE: Varies x 108"
 Freeway

* Center entire legend package horizontally on each panel or sub-panel.



E8-101e (freeway);
 12.00" Radius, 2.00" Border, White on Black;
 HOV symbol;
 12.00" Radius, 2.00" Border, Black on White;
 "HOV EXIT" E; "6-9 AM 3-7 PM MON-FRI" C;
 12.00" Radius, 2.00" Border, White on Green;
 US 00 M1-4c; "SOUTH" E;
 State Highway 00 M1-5c; "3/4" E; "MILE" E;

Distance	A	B
1/4 MILE	18.50	32.84
1/2 MILE	19.70	32.84
3/4 MILE	22.46	32.84
1 MILE	4.46	32.84
2 MILES	11.95	42.87

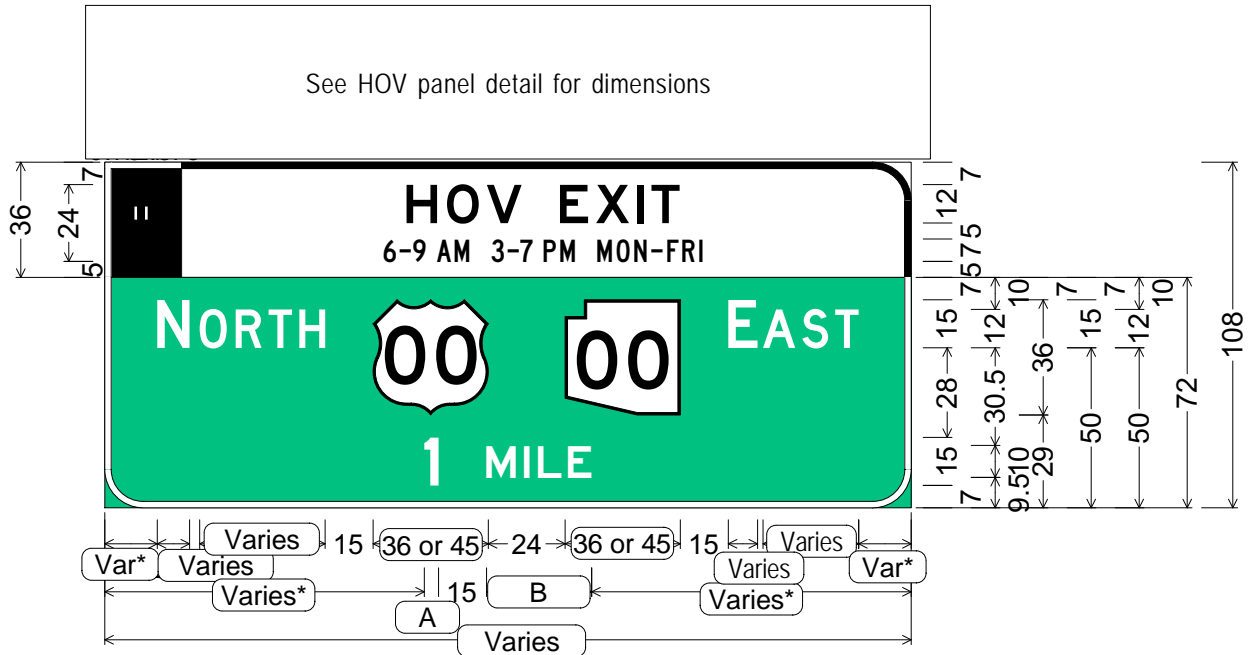
Colors: Upper Left Panel: Legend & Border: White (Reflective)
 Background: Black (Non-reflective)
 Upper Right Panel: Legend & Border: Black (Non-reflective)
 Background: White (Reflective)
 Lower Panel: Legend & Border: White (Reflective)
 Background: Green (Reflective)

All dimensions are in inches
Designed By: R. C. Moeur
Issue Date: December 2016

Sign width varies. Sign width varies in even foot increments.
 If sign width is an issue, reduce edge or text spacing or use Series D.

CODE: E8-101e
SIZE: Varies x 108"
 Freeway

* Center entire legend package horizontally on each panel or sub-panel.



E8-101e (freeway);
 12.00" Radius, 2.00" Border, White on Black;
 HOV symbol;
 12.00" Radius, 2.00" Border, Black on White;
 "HOV EXIT" E; "6-9 AM 3-7 PM MON-FRI" C;
 12.00" Radius, 2.00" Border, White on Green;
 "NORTH" D; US 00 M1-4c; State Highway 00 M1-5c;
 "EAST" D; "1" E; "MILE" E;

Distance	A	B
¼ MILE	18.50	32.84
½ MILE	19.70	32.84
¾ MILE	22.46	32.84
1 MILE	4.46	32.84
2 MILES	11.95	42.87

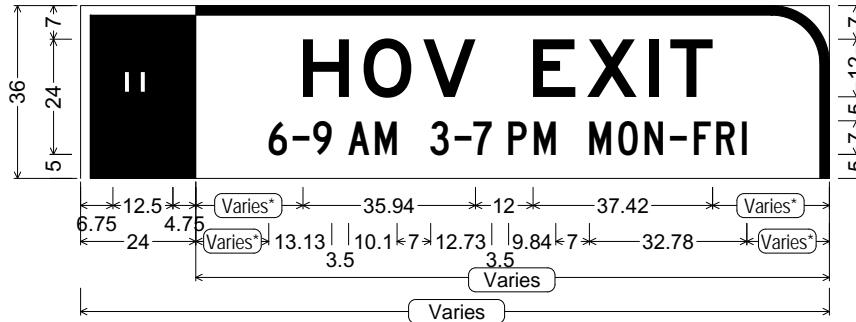
Colors: Upper Left Panel: Legend & Border: White (Reflective)
 Background: Black (Non-reflective)
 Upper Right Panel: Legend & Border: Black (Non-reflective)
 Background: White (Reflective)
 Lower Panel: Legend & Border: White (Reflective)
 Background: Green (Reflective)

All dimensions are in inches
Designed By: R. C. Moeur
Issue Date: December 2016

Match width of lower sign panel.

* Center HOV legend package horizontally within the right-hand (white) sub-panel.

CODE: E8 Series HOV
Panel Detail
SIZE: Varies x 36"
Freeway



E8 HOV exit upper panel (with hours);
12.00" Radius, 2.00" Border, White on Black;
HOV symbol;
12.00" Radius, 2.00" Border, Black on White;
"HOV EXIT" E; "6-9 AM 3-7 PM MON-FRI" C;



E8 HOV exit upper panel (without hours);
12.00" Radius, 2.00" Border, White on Black;
HOV symbol;
12.00" Radius, 2.00" Border, Black on White;
"HOV EXIT" E;

Colors: Left Panel: Legend & Border: White (Reflective)
Background: Black (Non-reflective)
Right Panel: Legend & Border: Black (Non-reflective)
Background: White (Reflective)

All dimensions are in inches

Designed By: R. C. Moeur

Issue Date: December 2016