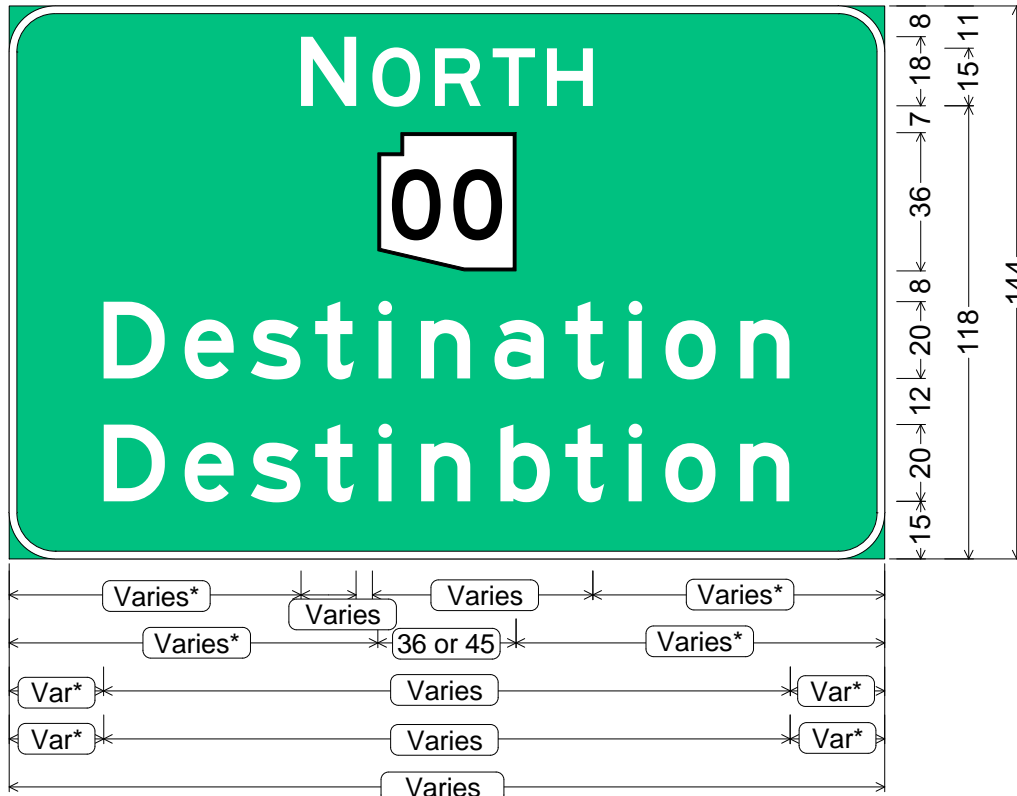


Sign width varies by destination(s). Sign width varies in even foot increments.
 If sign width is an issue, reduce edge or text spacing or use Series D.
 On multi-line signs, horizontally center destination text groupings relative to one another.
 * Center entire legend package horizontally on each panel or sub-panel.

CODE: E6-102d
SIZE: Varies x 144"
 Freeway

For use at major interchanges.
 If multiple route shields are used, space horizontally at 18".



E6-102d (freeway); 12.00" Radius, 2.00" Border, White on Green;
 "NORTH" E; State Highway 00 M1-5c; "Destination" E;
 "Destinbtion" E;

Colors:

Legend & Border: White (Reflective)
 Background: Green (Reflective)

All dimensions are in inches

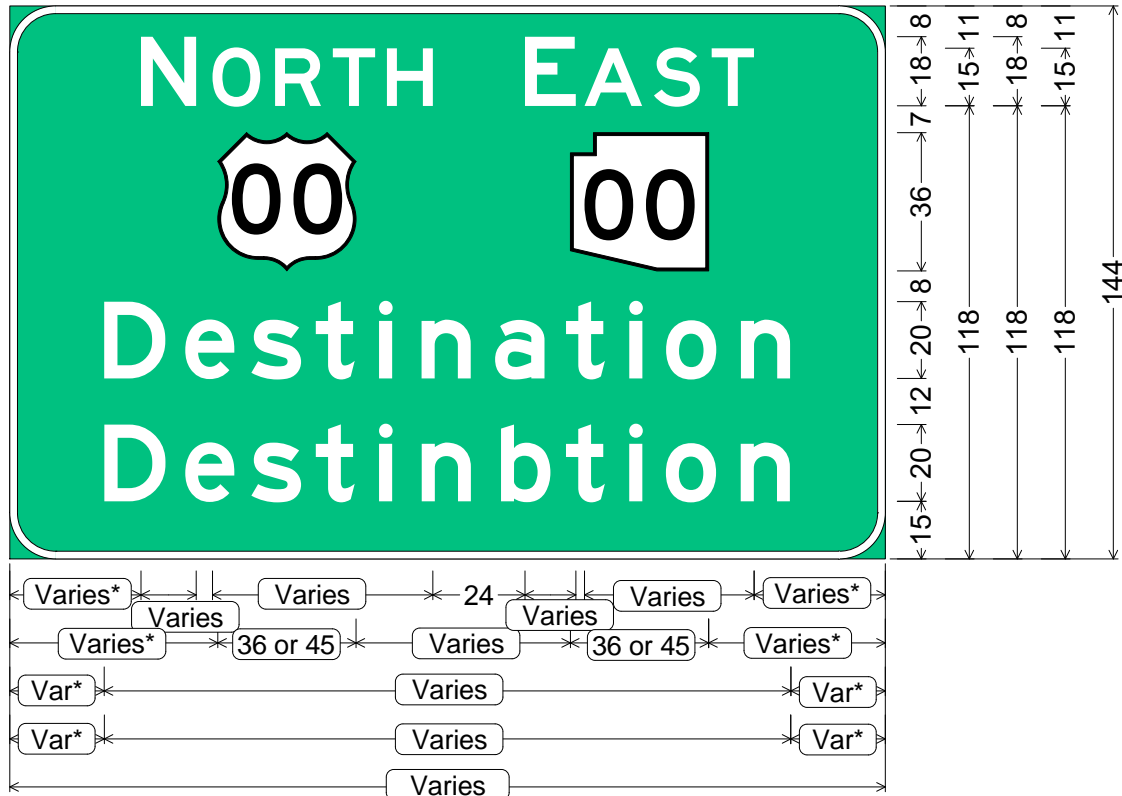
Designed By: R. C. Moeur

Issue Date: December 2016

Sign width varies by destination(s). Sign width varies in even foot increments.
 If sign width is an issue, reduce edge or text spacing or use Series D.
 On multi-line signs, horizontally center destination text groupings relative to one another.
 * Center entire legend package horizontally on each panel or sub-panel.

CODE: E6-102d
SIZE: Varies x 144"
 Freeway

For use at major interchanges.



E6-102d (freeway); 12.00" Radius, 2.00" Border, White on Green;
 "NORTH" E; "EAST" E; US 00 M1-4c; State Highway 00 M1-5c;
 "Destination" E; "Destinbtion" E;

Colors:

Legend & Border: White (Reflective)
 Background: Green (Reflective)

All dimensions are in inches

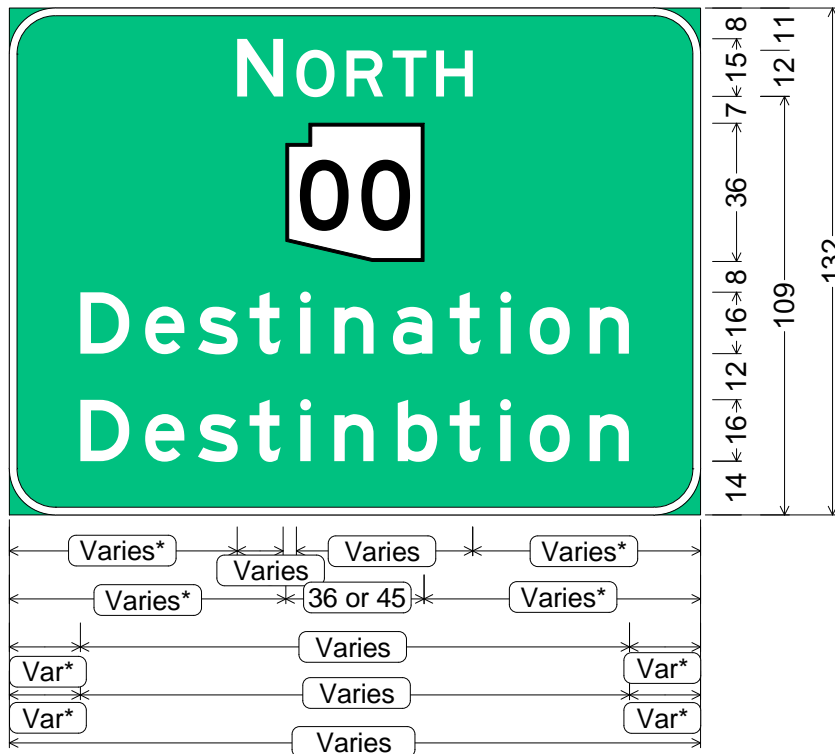
Designed By: R. C. Moeur

Issue Date: December 2016

Sign width varies by destination(s). Sign width varies in even foot increments.
 If sign width is an issue, reduce edge or text spacing or use Series D.
 On multi-line signs, horizontally center destination text groupings relative to one another.
 * Center entire legend package horizontally on each panel or sub-panel.

CODE: E6-102d
SIZE: Varies x 132"
 Freeway

For use at intermediate or minor interchanges.
 If multiple route shields are used, space horizontally at 15".



E6-102d (freeway);
 12.00" Radius, 2.00" Border, White on Green;
 "NORTH" E; State Highway 00 M1-5c;
 "Destination" E; "Destinbtion" E;

Colors:
 Legend & Border: White (Reflective)
 Background: Green (Reflective)

All dimensions are in inches

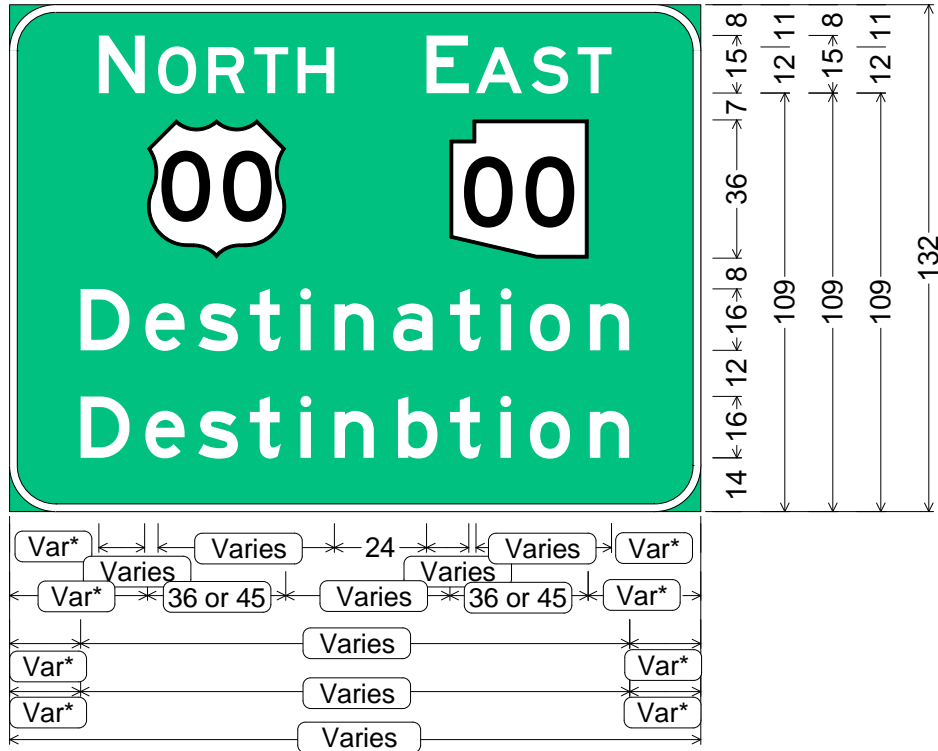
Designed By: R. C. Moeur

Issue Date: December 2016

Sign width varies by destination(s). Sign width varies in even foot increments.
 If sign width is an issue, reduce edge or text spacing or use Series D.
 On multi-line signs, horizontally center destination text groupings relative to one another.
 * Center entire legend package horizontally on each panel or sub-panel.

CODE: E6-102d
SIZE: Varies x 132"
 Freeway

For use at intermediate or minor interchanges.



E6-102d (freeway);
 12.00" Radius, 2.00" Border, White on Green;
 "NORTH" E; "EAST" E; US 00 M1-4c;
 State Highway 00 M1-5c; "Destination" E;
 "Destinbtion" E;

Colors:
 Legend & Border: White (Reflective)
 Background: Green (Reflective)

All dimensions are in inches

Designed By: R. C. Moeur

Issue Date: December 2016