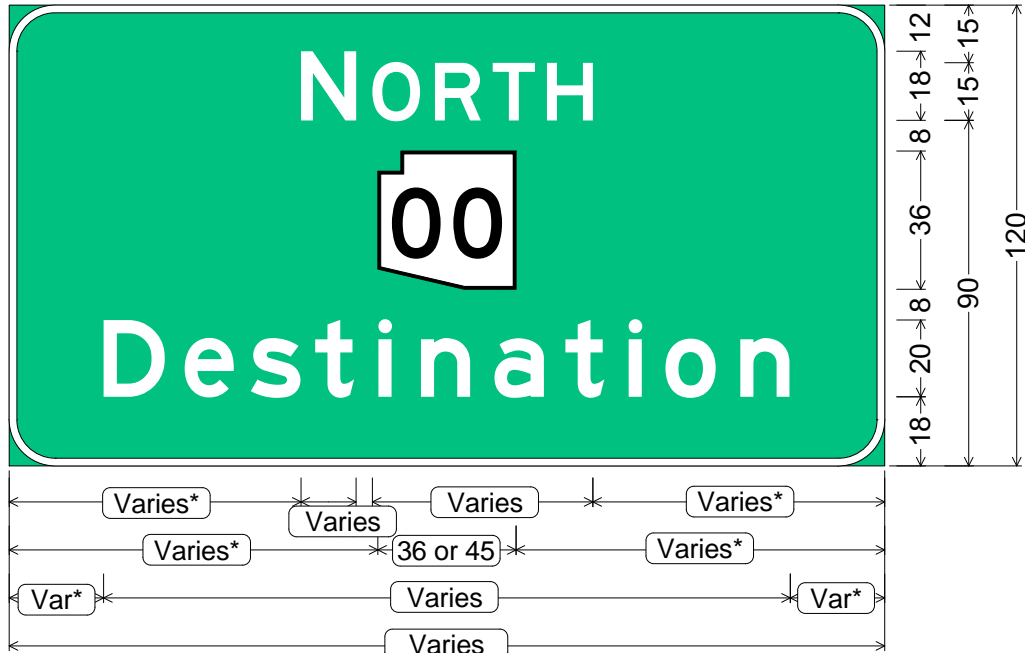


Sign width varies by destination(s). Sign width varies in even foot increments.  
 If sign width is an issue, reduce edge or text spacing or use Series D.

**CODE:** E6-102c  
**SIZE:** Varies x 120"  
 Freeway

\* Center entire legend package horizontally on each panel or sub-panel.

For use at major interchanges.  
 If multiple route shields are used, space horizontally at 18".



E6-102c (freeway); 12.00" Radius, 2.00" Border, White on Green;  
 "NORTH" E; State Highway 00 M1-5c; "Destination" E;

**Colors:**

Legend & Border: White (Reflective)  
 Background: Green (Reflective)

**All dimensions are in inches**

**Designed By:** R. C. Moeur

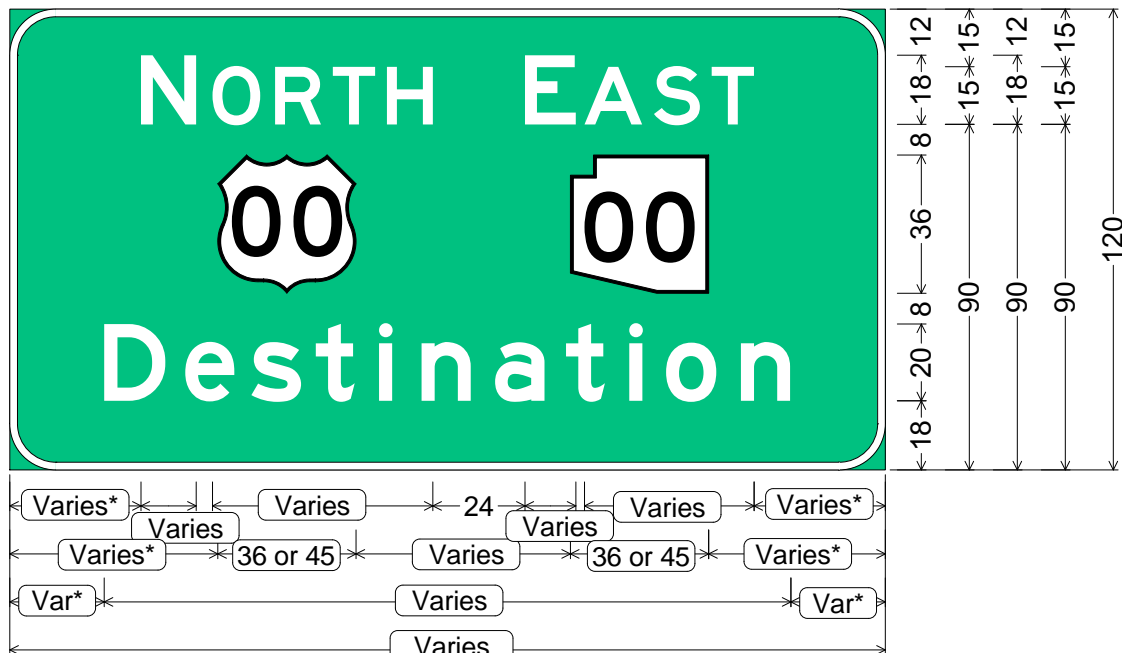
**Issue Date:** December 2016

Sign width varies by destination(s). Sign width varies in even foot increments.  
 If sign width is an issue, reduce edge or text spacing or use Series D.

**CODE:** E6-102c  
**SIZE:**  $\frac{\text{Varies} \times 120''}{\text{Freeway}}$

\* Center entire legend package horizontally on each panel or sub-panel.

For use at major interchanges.



E6-102c (freeway); 12.00" Radius, 2.00" Border, White on Green;  
 "NORTH" E; "EAST" E; US 00 M1-4c; State Highway 00 M1-5c;  
 "Destination" E;

**Colors:**

Legend & Border: White (Reflective)  
 Background: Green (Reflective)

**All dimensions are in inches**

**Designed By:** R. C. Moeur

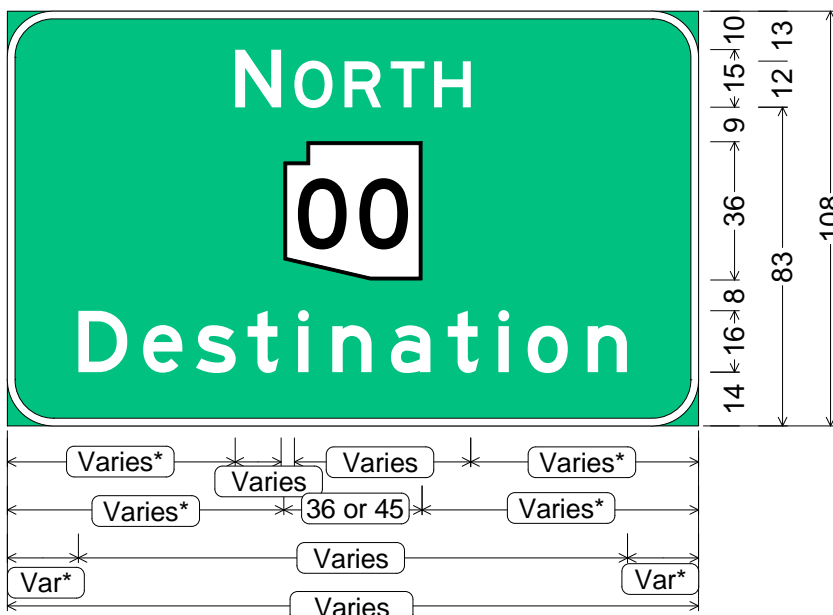
**Issue Date:** December 2016

Sign width varies by destination(s). Sign width varies in even foot increments.  
 If sign width is an issue, reduce edge or text spacing or use Series D.

**CODE:** E6-102c  
**SIZE:** Varies x 108"  
 Freeway

\* Center entire legend package horizontally on each panel or sub-panel.

For use at intermediate or minor interchanges.  
 If multiple route shields are used, space horizontally at 15".



E6-102c (freeway);  
 12.00" Radius, 2.00" Border, White on Green;  
 "NORTH" E; State Highway 00 M1-5c;  
 "Destination" E;

**Colors:**

Legend & Border: White (Reflective)  
 Background: Green (Reflective)

**All dimensions are in inches**

**Designed By:** R. C. Moeur

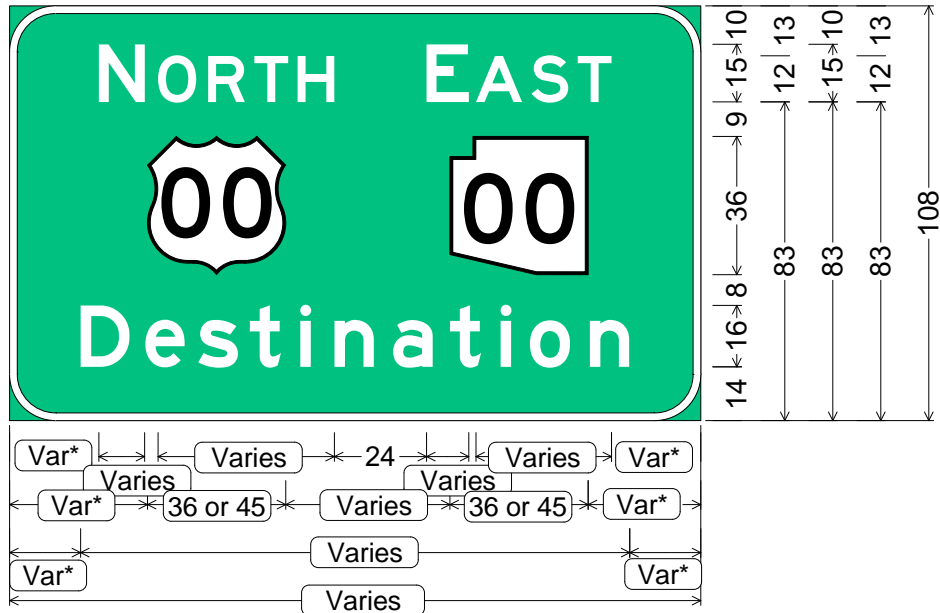
**Issue Date:** December 2016

Sign width varies by destination(s). Sign width varies in even foot increments.  
 If sign width is an issue, reduce edge or text spacing or use Series D.

**CODE:** E6-102c  
**SIZE:** Varies x 108"  
 Freeway

\* Center entire legend package horizontally on each panel or sub-panel.

For use at intermediate or minor interchanges.



E6-102c (freeway);  
 12.00" Radius, 2.00" Border, White on Green;  
 "NORTH" E; "EAST" E; US 00 M1-4c;  
 State Highway 00 M1-5c; "Destination" E;

**Colors:**  
 Legend & Border: White (Reflective)  
 Background: Green (Reflective)

**All dimensions are in inches**

**Designed By:** R. C. Moeur

**Issue Date:** December 2016