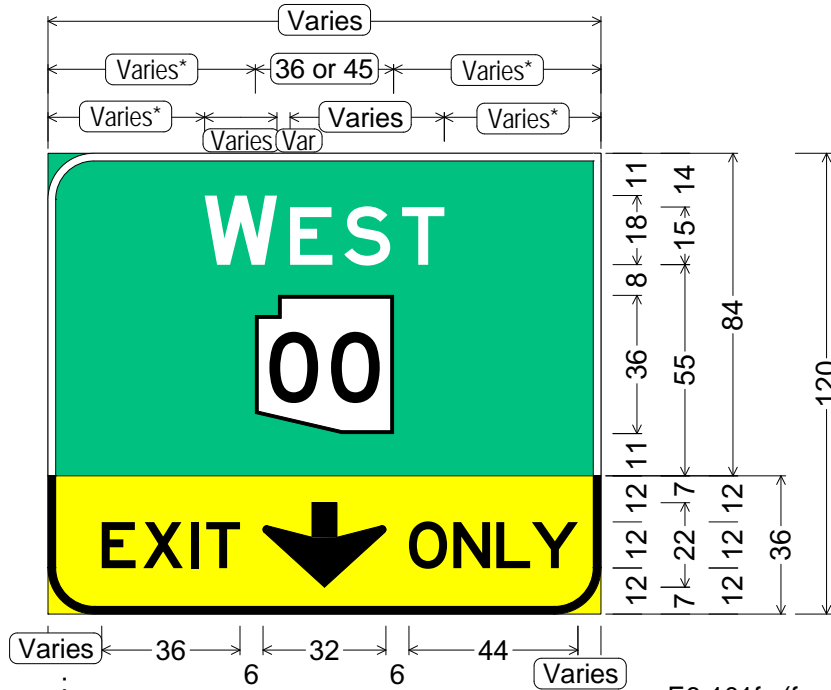


Sign width varies by shields and cardinal direction. Sign width varies in even foot increments.  
 If sign width is an issue, reduce edge or text spacing or use Series D.  
 Arrows are to be centered over each lane.  
 \* Center entire legend package horizontally on each panel or sub-panel.

**CODE:** E6-101fx  
**SIZE:** Varies x 120"  
 Freeway

Use with E1-5 series exit number plaque.  
 If multiple route shields are used, space horizontally at 15".



E6-101fx (freeway - 36" shield)

- 12.00" Radius, 2.00" Border, White on Green;
- "WEST" E; State Highway 00 M1-5c;
- 12.00" Radius, 2.00" Border, Black on Yellow;
- "EXIT" E specified length;
- Down Arrow 13.33-16-20" - 22.00" 270°;
- "ONLY" E specified length;

**Colors:**

Upper Panel: Legend & Border: White (Reflective)  
 Background: Green (Reflective)  
 Lower Panel: Legend & Border: Black (Non-Reflective)  
 Background: Yellow (Reflective)

**All dimensions are in inches**

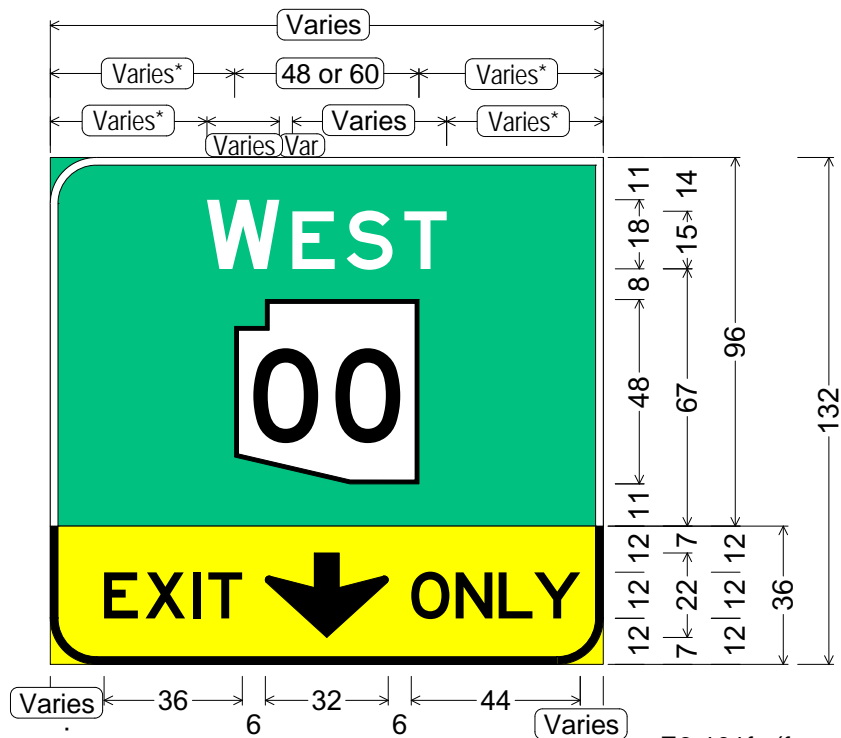
**Designed By:** R. C. Moeur

**Issue Date:** December 2016

Sign width varies by shields and cardinal direction. Sign width varies in even foot increments.  
 If sign width is an issue, reduce edge or text spacing or use Series D.  
 Arrows are to be centered over each lane.  
 \* Center entire legend package horizontally on each panel or sub-panel.

**CODE:** E6-101fx  
**SIZE:** Varies x 120"  
 Freeway

Use with E1-5 series exit number plaque.  
 If multiple route shields are used, space horizontally at 15".



E6-101fx (freeway - 48" shield option)

12.00" Radius, 2.00" Border, White on Green;  
 "WEST" E; State Highway 00 M1-5c;  
 12.00" Radius, 2.00" Border, Black on Yellow;  
 "EXIT" E specified length;  
 Down Arrow 13.33-16-20" - 22.00" 270°;  
 "ONLY" E specified length;

**Colors:**

Upper Panel: Legend & Border: White (Reflective)  
 Background: Green (Reflective)  
 Lower Panel: Legend & Border: Black (Non-Reflective)  
 Background: Yellow (Reflective)

**All dimensions are in inches**

**Designed By:** R. C. Moeur

**Issue Date:** December 2016

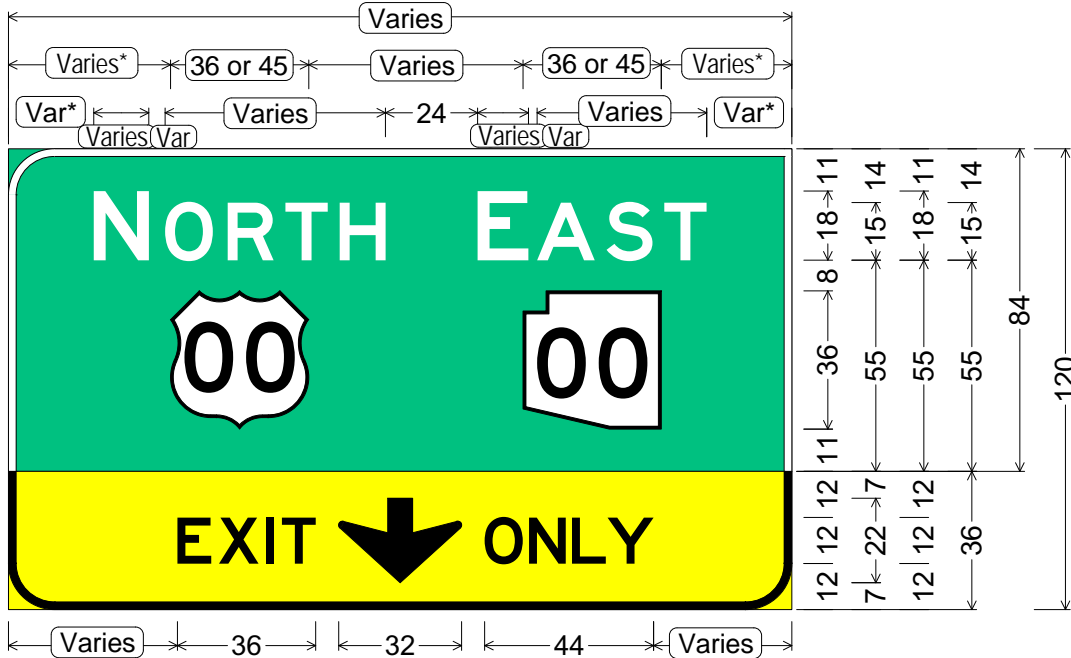
Sign width varies by shields and cardinal direction. Sign width varies in even foot increments.  
 If sign width is an issue, reduce edge or text spacing or use Series D.

Arrows are to be centered over each lane.

\* Center entire legend package horizontally on each panel or sub-panel.

**CODE:** E6-101fx  
**SIZE:** Varies x 120"  
 Freeway

Use with E1-5 series exit number plaque.



- E6-101fx (freeway - 36")<sup>6</sup>
- 12.00" Radius, 2.00" Border, White on Green;
- "NORTH" E; "EAST" E; US 00 M1-4c;
- State Highway 00 M1-5c;
- 12.00" Radius, 2.00" Border, Black on Yellow;
- "EXIT" E specified length;
- Down Arrow 13.33-16-20" - 22.00" 270°;
- "ONLY" E specified length;

**Colors:**

Upper Panel: Legend & Border: White (Reflective)  
 Background: Green (Reflective)  
 Lower Panel: Legend & Border: Black (Non-Reflective)  
 Background: Yellow (Reflective)

**All dimensions are in inches**

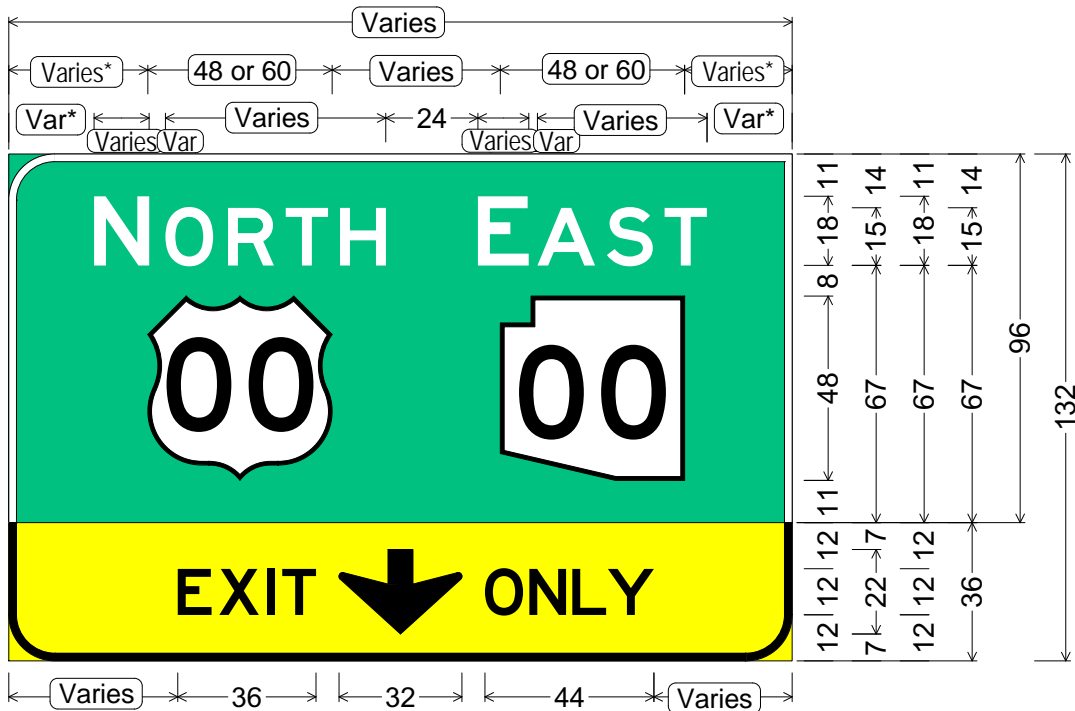
**Designed By:** R. C. Moeur

**Issue Date:** December 2016

Sign width varies by shields and cardinal direction. Sign width varies in even foot increments.  
 If sign width is an issue, reduce edge or text spacing or use Series D.  
 Arrows are to be centered over each lane.  
 \* Center entire legend package horizontally on each panel or sub-panel.

**CODE:** E6-101fx  
**SIZE:** Varies x 120"  
 Freeway

Use with E1-5 series exit number plaque.



E6-101fx (fwy - 48" opt),<sup>6</sup>  
 12.00" Radius, 2.00" Border, White on Green;  
 "NORTH" E; "EAST" E; US 00 M1-4c;  
 State Highway 00 M1-5c;  
 12.00" Radius, 2.00" Border, Black on Yellow;  
 "EXIT" E specified length;  
 Down Arrow 13.33-16-20" - 22.00" 270°;  
 "ONLY" E specified length;

**Colors:**

Upper Panel: Legend & Border: White (Reflective)  
 Background: Green (Reflective)  
 Lower Panel: Legend & Border: Black (Non-Reflective)  
 Background: Yellow (Reflective)

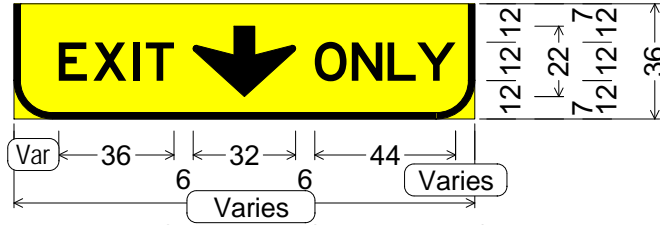
**All dimensions are in inches**

**Designed By:** R. C. Moeur

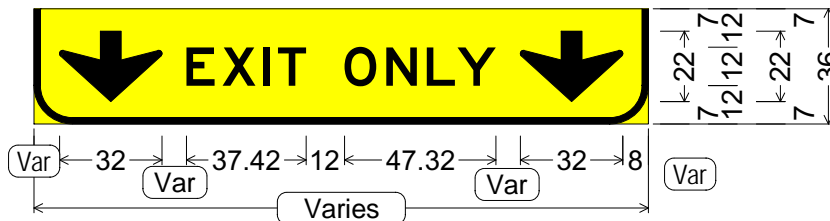
**Issue Date:** December 2016

Match width of E6 series sign panel.  
Center arrows above each lane. Adjust spacing as needed.

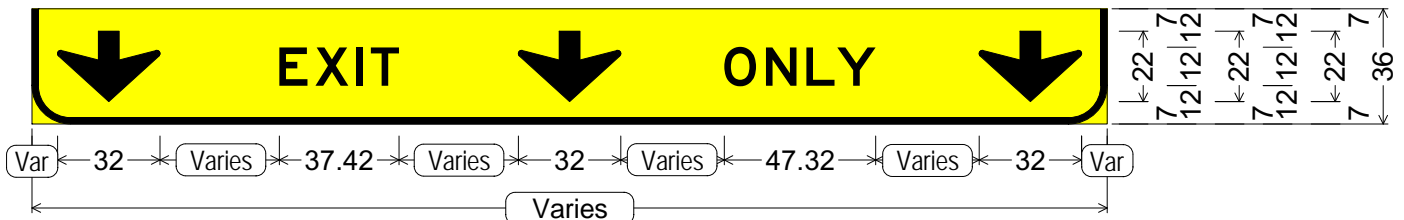
**CODE:** E11-1 sub-panels for E6 series signs  
**SIZE:** Varies x 36"  
Freeway



E11-1 Exit Only panel (one-lane exit);  
12.00" Radius, 2.00" Border, Black on Yellow;  
"EXIT" E specified length;  
Down Arrow 13.33-16-20" - 22.00" 270°;  
"ONLY" E specified length;



E11-1 Exit Only panel two-lane exit);  
12.00" Radius, 2.00" Border, Black on Yellow;  
Down Arrow 13.33-16-20" - 22.00" 270°;  
"EXIT ONLY" E;  
Down Arrow 13.33-16-20" - 22.00" 270°;



E11-1 Exit Only panel (three-lane exit);  
12.00" Radius, 2.00" Border, Black on Yellow;  
Down Arrow 13.33-16-20" - 22.00" 270°; "EXIT" E;  
Down Arrow 13.33-16-20" - 22.00" 270°; "ONLY" E;  
Down Arrow 13.33-16-20" - 22.00" 270°;

**Colors:**

Legend & Border: Black (Non-reflective)  
Background: Yellow (Reflective)

**All dimensions are in inches**

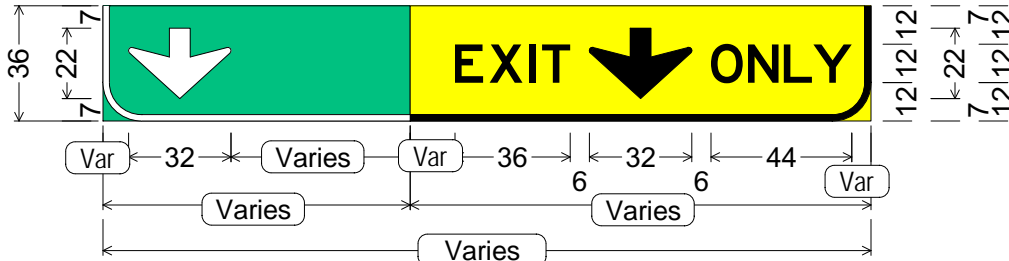
**Designed By:** R. C. Moeur

**Issue Date:** December 2016

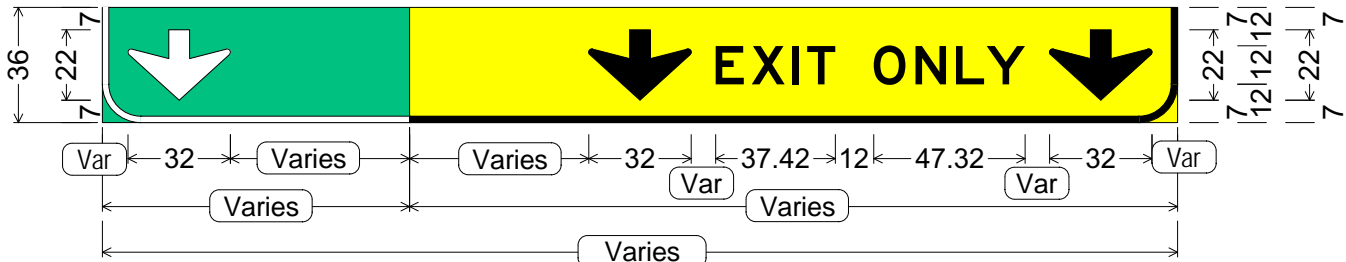
Match width of E6 series sign panel.

Green/yellow border should be above the lane line separating the option and exit-only lanes.  
Center arrows above each lane. Adjust spacing as needed.

**CODE:** Exit Only sub-panels for E6 series signs  
**SIZE:** Varies x 36"  
Freeway



E6 Exit Only panel (one lane option, one lane exit);  
12.00" Radius, 2.00" Border, White on Green;  
Down Arrow 13.33-16-20" - 22.00" 270°;  
12.00" Radius, 2.00" Border, Black on Yellow;  
"EXIT" E specified length;  
Down Arrow 13.33-16-20" - 22.00" 270°;  
"ONLY" E specified length;



E6 Exit Only panel (one lane option, two lane exit);  
12.00" Radius, 2.00" Border, White on Green;  
Down Arrow 13.33-16-20" - 22.00" 270°;  
12.00" Radius, 2.00" Border, Black on Yellow;  
Down Arrow 13.33-16-20" - 22.00" 270°; "EXIT ONLY" E;  
Down Arrow 13.33-16-20" - 22.00" 270°;

**Colors:**

Legend & Border: Black (Non-reflective) or White (Reflective)  
Background: Yellow or Green (Reflective)

**All dimensions are in inches**

**Designed By:** R. C. Moeur

**Issue Date:** December 2016