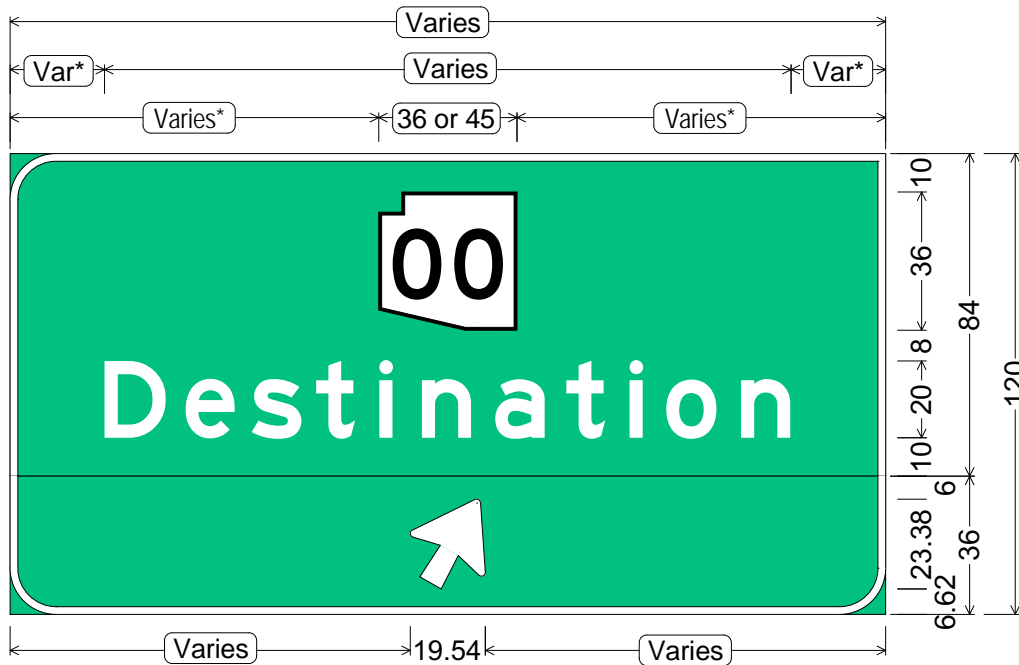


Sign width varies by destination(s). Sign width varies in even foot increments.  
 If sign width is an issue, reduce edge or text spacing or use Series D.  
 Arrows are to be centered over each lane.  
 \* Center entire legend package horizontally on each panel or sub-panel.

**CODE:** E4-103a  
**SIZE:**  $\frac{\text{Varies} \times 120''}{\text{Freeway}}$

For use at major interchanges.  
 Use with E1-5 series exit number plaque.  
 If multiple route shields are used, space horizontally at 18".



E4-103a (freeway);  
 12.00" Radius, 2.00" Border, White on Green;  
 State Highway 00 M1-5c; "Destination" E;  
 12.00" Radius, 2.00" Border, White on Green;  
 Arrow 16-20 Type B - 25.00" 60°;

**Colors:**  
 Legend & Border: White (Reflective)  
 Background: Green (Reflective)

**All dimensions are in inches**

**Designed By:** R. C. Moeur

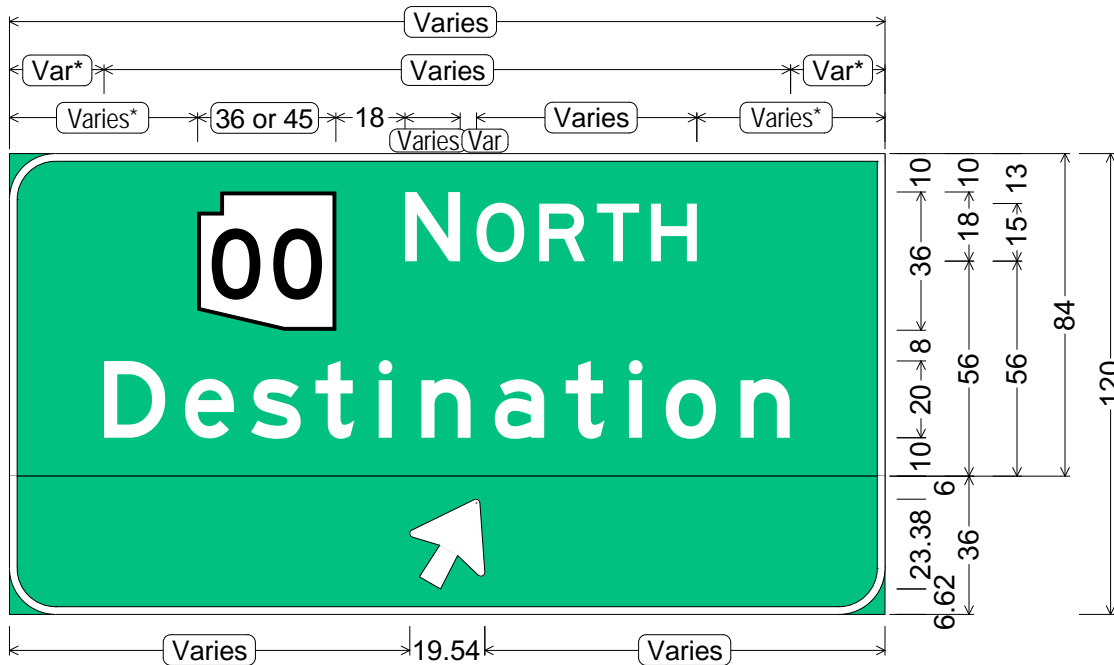
**Issue Date:** December 2016

Sign width varies by destination(s). Sign width varies in even foot increments.  
 If sign width is an issue, reduce edge or text spacing or use Series D.  
 Arrows are to be centered over each lane.

**CODE:** E4-103a  
**SIZE:** Varies x 120"  
 Freeway

\* Center entire legend package horizontally on each panel or sub-panel.

For use at major interchanges.  
 Use with E1-5 series exit number plaque.



E4-103a (freeway);  
 12.00" Radius, 2.00" Border, White on Green;  
 State Highway 00 M1-5c; "NORTH" E; "Destination" E;  
 12.00" Radius, 2.00" Border, White on Green;  
 Arrow 16-20 Type B - 25.00" 60°;

**Colors:**  
 Legend & Border: White (Reflective)  
 Background: Green (Reflective)

**All dimensions are in inches**

**Designed By:** R. C. Moeur

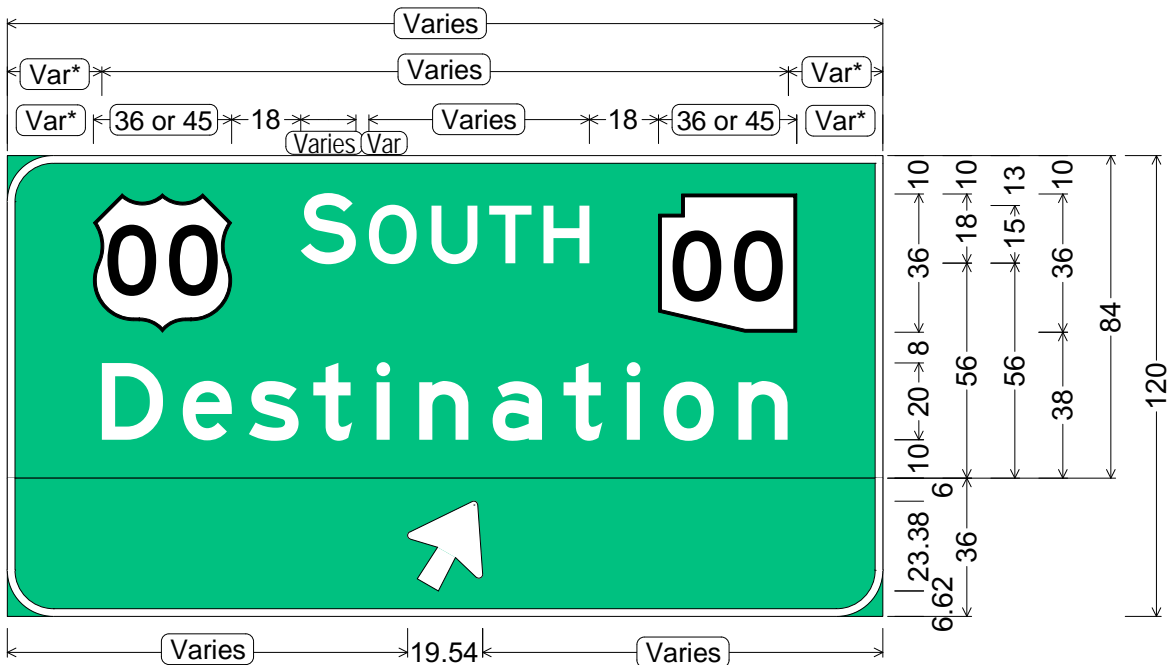
**Issue Date:** December 2016

Sign width varies by destination(s). Sign width varies in even foot increments.  
 If sign width is an issue, reduce edge or text spacing or use Series D.  
 Arrows are to be centered over each lane.

**CODE:** E4-103a  
**SIZE:** Varies x 120"  
 Freeway

\* Center entire legend package horizontally on each panel or sub-panel.

For use at major interchanges.  
 Use with E1-5 series exit number plaque.



E4-103a (freeway);  
 12.00" Radius, 2.00" Border, White on Green;  
 US 00 M1-4c; "SOUTH" E; State Highway 00 M1-5c;  
 "Destination" E;  
 12.00" Radius, 2.00" Border, White on Green;  
 Arrow 16-20 Type B - 25.00" 60°;

**Colors:**

Legend & Border: White (Reflective)  
 Background: Green (Reflective)

**All dimensions are in inches**

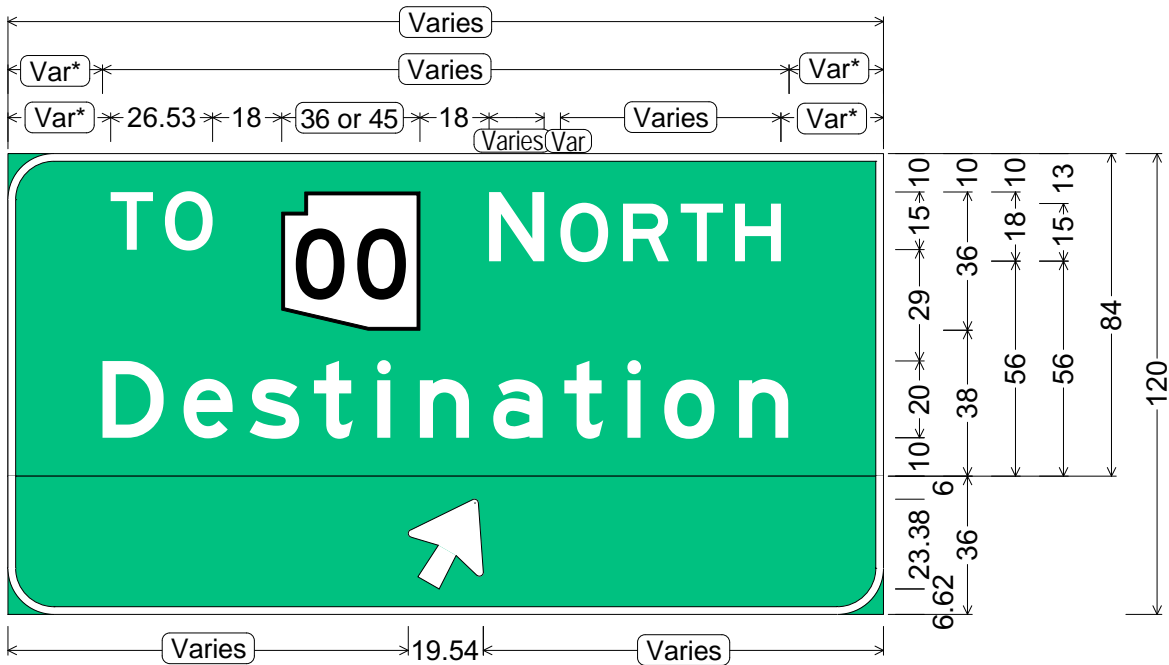
**Designed By:** R. C. Moeur

**Issue Date:** December 2016

Sign width varies by destination(s). Sign width varies in even foot increments.  
 If sign width is an issue, reduce edge or text spacing or use Series D.  
 Arrows are to be centered over each lane.  
 \* Center entire legend package horizontally on each panel or sub-panel.

**CODE:** E4-103a  
**SIZE:** Varies x 120"  
 Freeway

For use at major interchanges.  
 Use with E1-5 series exit number plaque.  
 If multiple route shields are used, space horizontally at 18".



E4-103a (freeway);  
 12.00" Radius, 2.00" Border, White on Green;  
 "TO" E; State Highway 00 M1-5c; "NORTH" E; "Destination" E;  
 12.00" Radius, 2.00" Border, White on Green;  
 Arrow 16-20 Type B - 25.00" 60°;

**Colors:**  
 Legend & Border: White (Reflective)  
 Background: Green (Reflective)

**All dimensions are in inches**

**Designed By:** R. C. Moeur

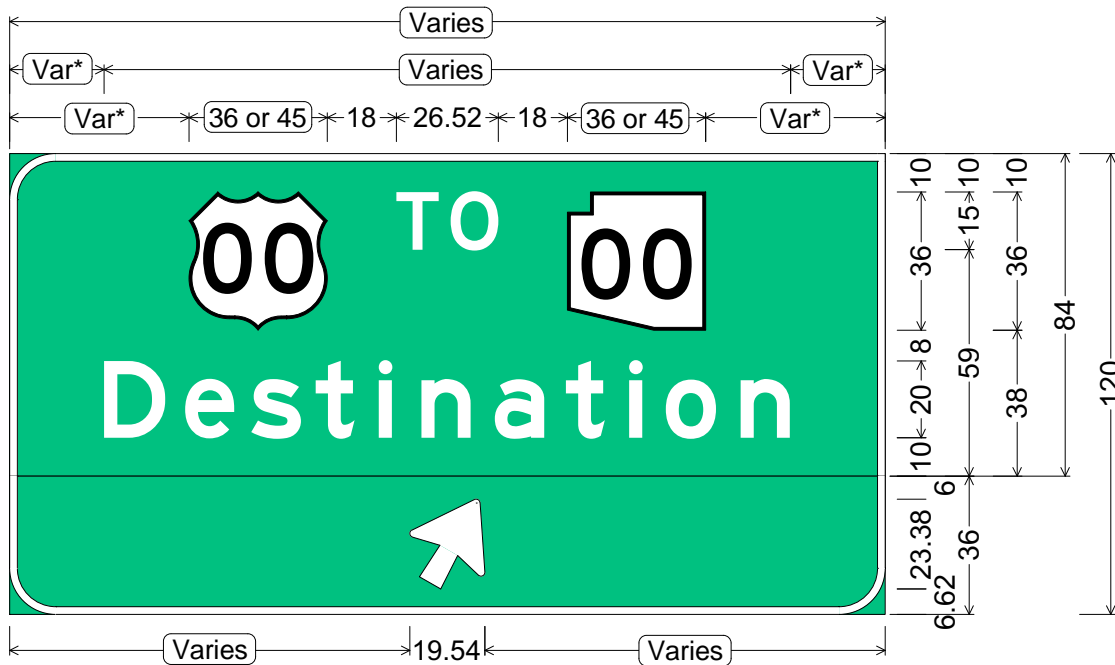
**Issue Date:** December 2016

Sign width varies by destination(s). Sign width varies in even foot increments.  
 If sign width is an issue, reduce edge or text spacing or use Series D.  
 Arrows are to be centered over each lane.

\* Center entire legend package horizontally on each panel or sub-panel.

**CODE:** E4-103a  
**SIZE:** Varies x 120"  
 Freeway

For use at major interchanges.  
 Use with E1-5 series exit number plaque.



E4-103a (freeway);  
 12.00" Radius, 2.00" Border, White on Green;  
 US 00 M1-4c; "TO" E; State Highway 00 M1-5c; "Destination" E;  
 12.00" Radius, 2.00" Border, White on Green;  
 Arrow 16-20 Type B - 25.00" 60°;

**Colors:**

Legend & Border: White (Reflective)

Background: Green (Reflective)

**All dimensions are in inches**

**Designed By:** R. C. Moeur

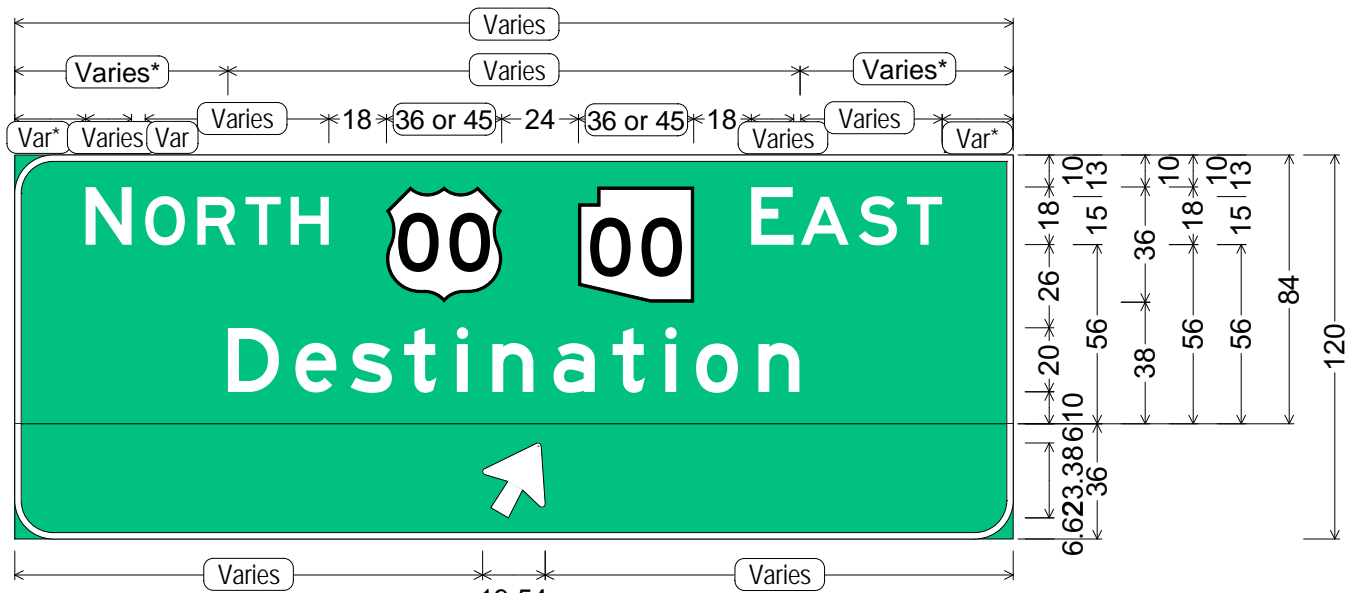
**Issue Date:** December 2016

Sign width varies by destination(s). Sign width varies in even foot increments.  
 If sign width is an issue, reduce edge or text spacing or use Series D.  
 Arrows are to be centered over each lane.

\* Center entire legend package horizontally on each panel or sub-panel.

**CODE:** E4-103a  
**SIZE:** Varies x 120"  
 Freeway

For use at major interchanges.  
 Use with E1-5 series exit number plaque.



E4-103a (freeway);  
 12.00" Radius, 2.00" Border, White on Green;  
 "NORTH" E; US 00 M1-4c; State Highway 00 M1-5c; "EAST" E;  
 "Destination" E;  
 12.00" Radius, 2.00" Border, White on Green;  
 Arrow 16-20 Type B - 25.00" 60°;

**Colors:**

Legend & Border: White (Reflective)  
 Background: Green (Reflective)

**All dimensions are in inches**

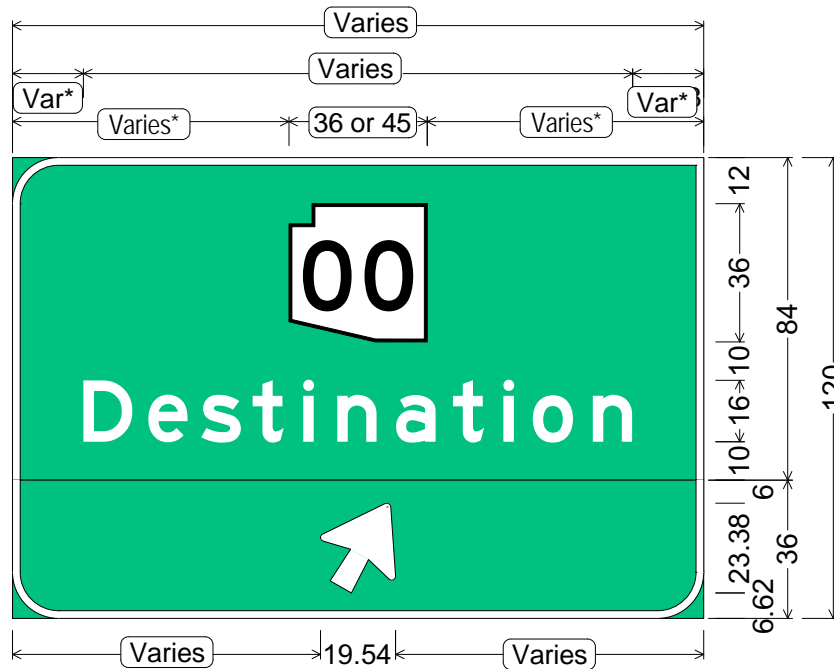
**Designed By:** R. C. Moeur

**Issue Date:** December 2016

Sign width varies by destination(s). Sign width varies in even foot increments.  
 If sign width is an issue, reduce edge or text spacing or use Series D.  
 Arrows are to be centered over each lane.  
 \* Center entire legend package horizontally on each panel or sub-panel.

**CODE:** E4-103a  
**SIZE:**  $\frac{\text{Varies} \times 120''}{\text{Freeway}}$

For use at intermediate or minor interchanges.  
 Use with E1-5 series exit number plaque.  
 If multiple route shields are used, space horizontally at 15".



E4-103a (freeway);  
 12.00" Radius, 2.00" Border, White on Green;  
 State Highway 00 M1-5c; "Destination" E;  
 12.00" Radius, 2.00" Border, White on Green;  
 Arrow 16-20 Type B - 25.00" 60°;

**Colors:**

Legend & Border: White (Reflective)  
 Background: Green (Reflective)

**All dimensions are in inches**

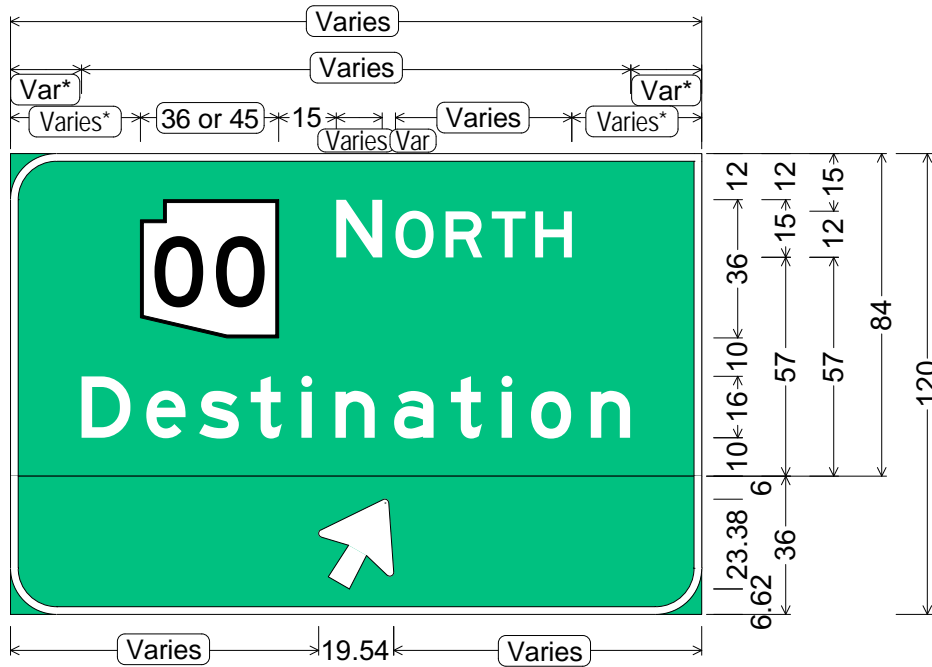
**Designed By:** R. C. Moeur

**Issue Date:** December 2016

Sign width varies by destination(s). Sign width varies in even foot increments.  
 If sign width is an issue, reduce edge or text spacing or use Series D.  
 Arrows are to be centered over each lane.  
 \* Center entire legend package horizontally on each panel or sub-panel.

**CODE:** E4-103a  
**SIZE:** Varies x 120"  
 Freeway

For use at intermediate or minor interchanges.  
 Use with E1-5 series exit number plaque.



E4-103a (freeway);  
 12.00" Radius, 2.00" Border, White on Green;  
 State Highway 00 M1-5c; "NORTH" E;  
 "Destination" E;  
 12.00" Radius, 2.00" Border, White on Green;  
 Arrow 16-20 Type B - 25.00" 60°;

**Colors:**

Legend & Border: White (Reflective)  
 Background: Green (Reflective)

**All dimensions are in inches**

**Designed By:** R. C. Moeur

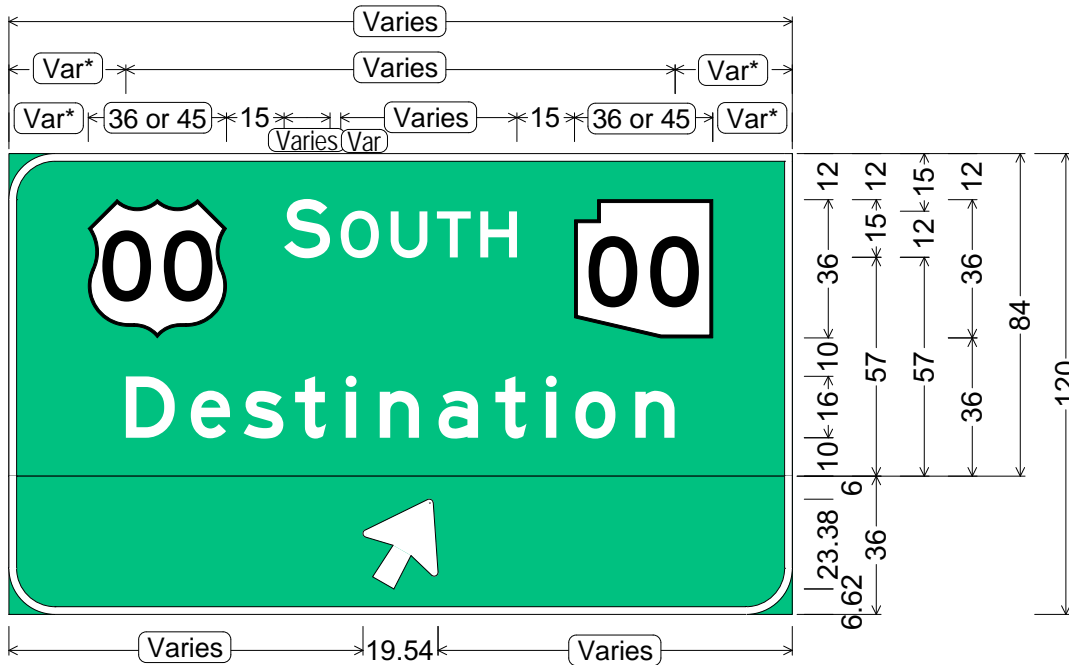
**Issue Date:** December 2016



Sign width varies by destination(s). Sign width varies in even foot increments.  
 If sign width is an issue, reduce edge or text spacing or use Series D.  
 Arrows are to be centered over each lane.  
 \* Center entire legend package horizontally on each panel or sub-panel.

**CODE:** E4-103a  
**SIZE:** Varies x 120"  
 Freeway

For use at intermediate or minor interchanges.  
 Use with E1-5 series exit number plaque.



E4-103a (freeway);  
 12.00" Radius, 2.00" Border, White on Green;  
 US 00 M1-4c; "SOUTH" E; State Highway 00 M1-5c;  
 "Destination" E;  
 12.00" Radius, 2.00" Border, White on Green;  
 Arrow 16-20 Type B - 25.00" 60°;

**Colors:**  
 Legend & Border: White (Reflective)  
 Background: Green (Reflective)

**All dimensions are in inches**

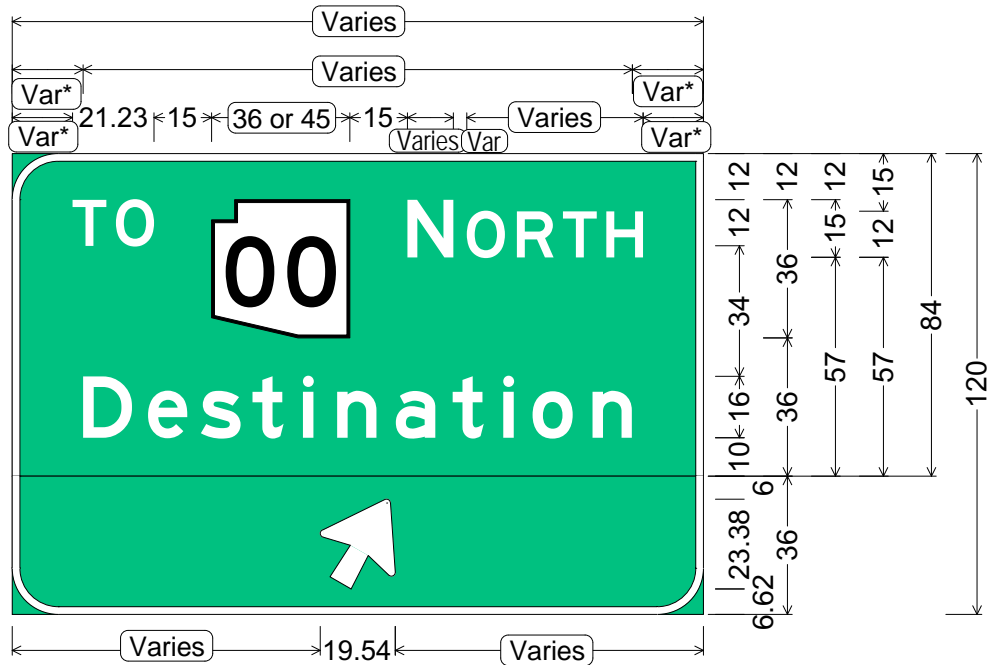
**Designed By:** R. C. Moeur

**Issue Date:** December 2016

Sign width varies by destination(s). Sign width varies in even foot increments.  
 If sign width is an issue, reduce edge or text spacing or use Series D.  
 Arrows are to be centered over each lane.  
 \* Center entire legend package horizontally on each panel or sub-panel.

**CODE:** E4-103a  
**SIZE:** Varies x 120"  
 Freeway

For use at intermediate or minor interchanges.  
 Use with E1-5 series exit number plaque.  
 If multiple route shields are used, space horizontally at 15".



E4-103a (freeway);  
 12.00" Radius, 2.00" Border, White on Green;  
 "TO" E; State Highway 00 M1-5c; "NORTH" E;  
 "Destination" E;  
 12.00" Radius, 2.00" Border, White on Green;  
 Arrow 16-20 Type B - 25.00" 60°;

**Colors:**

Legend & Border: White (Reflective)  
 Background: Green (Reflective)

**All dimensions are in inches**

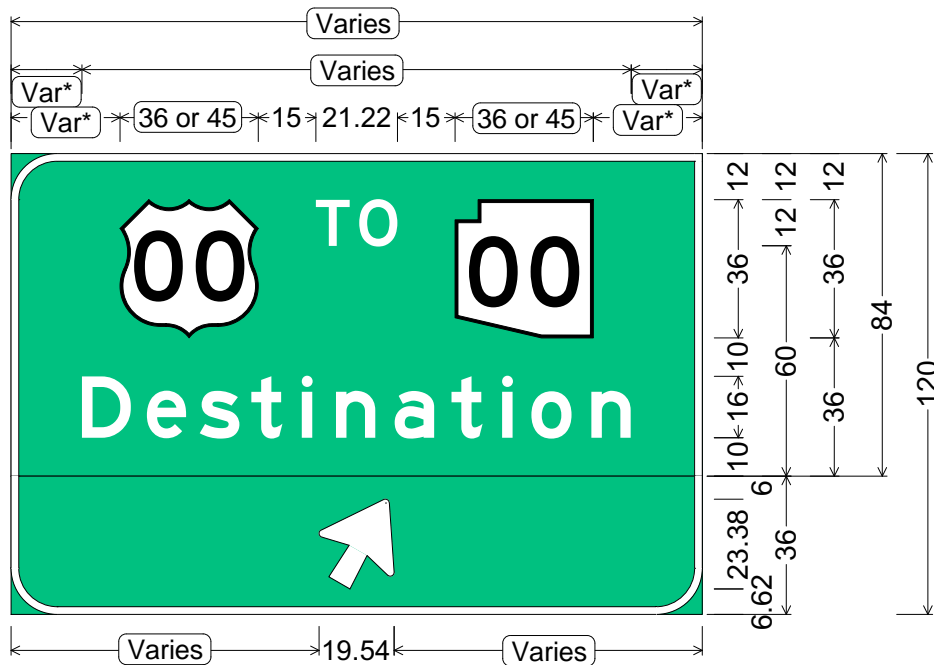
**Designed By:** R. C. Moeur

**Issue Date:** December 2016

Sign width varies by destination(s). Sign width varies in even foot increments.  
 If sign width is an issue, reduce edge or text spacing or use Series D.  
 Arrows are to be centered over each lane.  
 \* Center entire legend package horizontally on each panel or sub-panel.

**CODE:** E4-103a  
**SIZE:** Varies x 120"  
 Freeway

For use at intermediate or minor interchanges.  
 Use with E1-5 series exit number plaque.



E4-103a (freeway);  
 12.00" Radius, 2.00" Border, White on Green;  
 US 00 M1-4c; "TO" E; State Highway 00 M1-5c;  
 "Destination" E;  
 12.00" Radius, 2.00" Border, White on Green;  
 Arrow 16-20 Type B - 25.00" 60°;

**Colors:**

Legend & Border: White (Reflective)  
 Background: Green (Reflective)

**All dimensions are in inches**

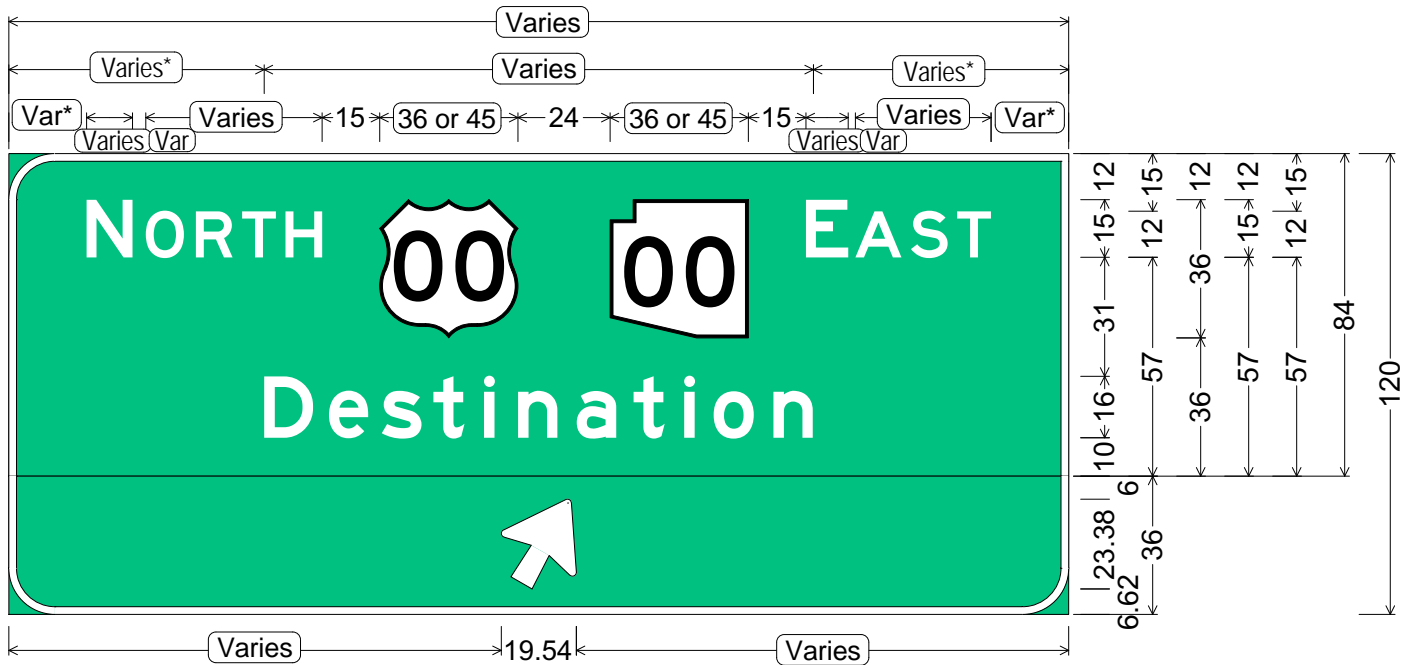
**Designed By:** R. C. Moeur

**Issue Date:** December 2016

Sign width varies by destination(s). Sign width varies in even foot increments.  
 If sign width is an issue, reduce edge or text spacing or use Series D.  
 Arrows are to be centered over each lane.  
 \* Center entire legend package horizontally on each panel or sub-panel.

**CODE:** E4-103a  
**SIZE:** Varies x 120"  
 Freeway

For use at intermediate or minor interchanges.  
 Use with E1-5 series exit number plaque.



E4-103a (freeway);  
 12.00" Radius, 2.00" Border, White on Green;  
 "NORTH" E; US 00 M1-4c; State Highway 00 M1-5c; "EAST" E; "Destination" E;  
 12.00" Radius, 2.00" Border, White on Green;  
 Arrow 16-20 Type B - 25.00" 60°;

**Colors:**  
 Legend & Border: White (Reflective)  
 Background: Green (Reflective)

All dimensions are in inches

**Designed By:** R. C. Moeur

**Issue Date:** December 2016