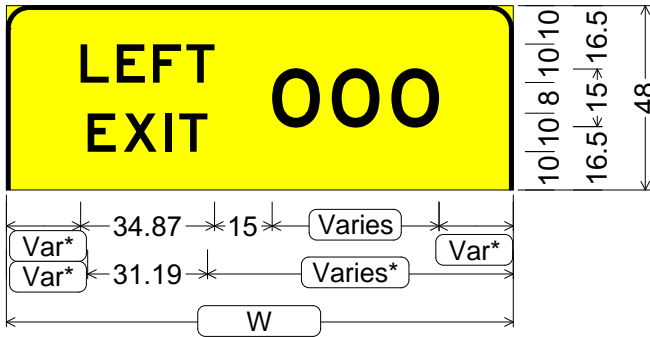


* Center entire legend package horizontally on the panel .

Panel height adjusted in accordance with Section 2A.11 of the Arizona Supplement to the MUTCD.

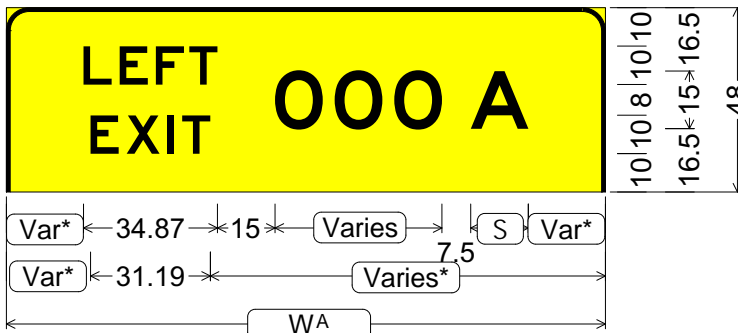
CODE: E1-5bP

SIZE: Varies x 48"
Freeway



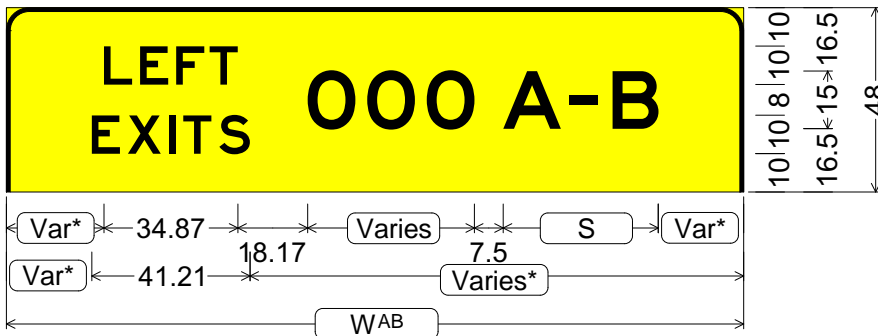
Digits	W	W ^A	W ^{AB}
One	120	144	168
Two	120	144	168
Three	132	156	192

E1-5bP (3 digit);
6.00" Radius, 1.00" Border, Black on Yellow;
"LEFT" E; "EXIT" E; "000" E;



Suffix	S
A	15.00
B	11.95
A-B	40.38

E1-5bP (3 digit + single letter);
6.00" Radius, 1.00" Border, Black on Yellow;
"LEFT" E; "EXIT" E; "000" E; "A" E;



E1-5bP (3 digit + dual letter);
6.00" Radius, 1.00" Border, Black on Yellow;
"LEFT" E; "EXITS" E; "000" E; "A-B" E;

Colors:

Legend & Border: Black (Non-reflective)

Background: Yellow (Reflective)

All dimensions are in inches

Designed By: R. C. Moeur

Issue Date: December 2016