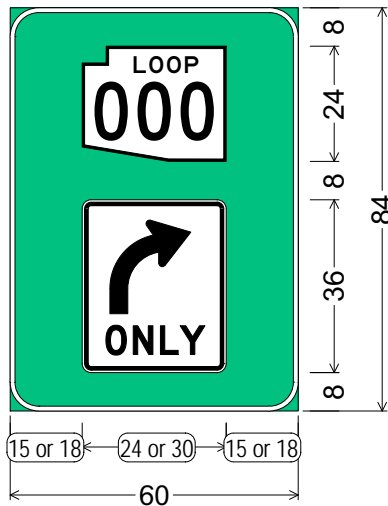


CODE: D15-101f

SIZE: 60" x 84"
OVERHEAD

Center each R3 panel over the center of each lane.



D15-101f (1 lane);
6.00" Radius, 1.00" Border, White on Green;
State Highway 000 M1-5e;
R3-5 or R3-5a - 30" x 36";

ALL DIMENSIONS ARE IN INCHES



COLORS:
LEGEND & BORDER - WHITE (REFL)
BACKGROUND - GREEN (REFL)

ARIZONA DEPARTMENT OF TRANSPORTATION
TRAFFIC ENGINEERING GROUP

DRAWN: R. C. MOEUR DATE: NOVEMBER / 2015

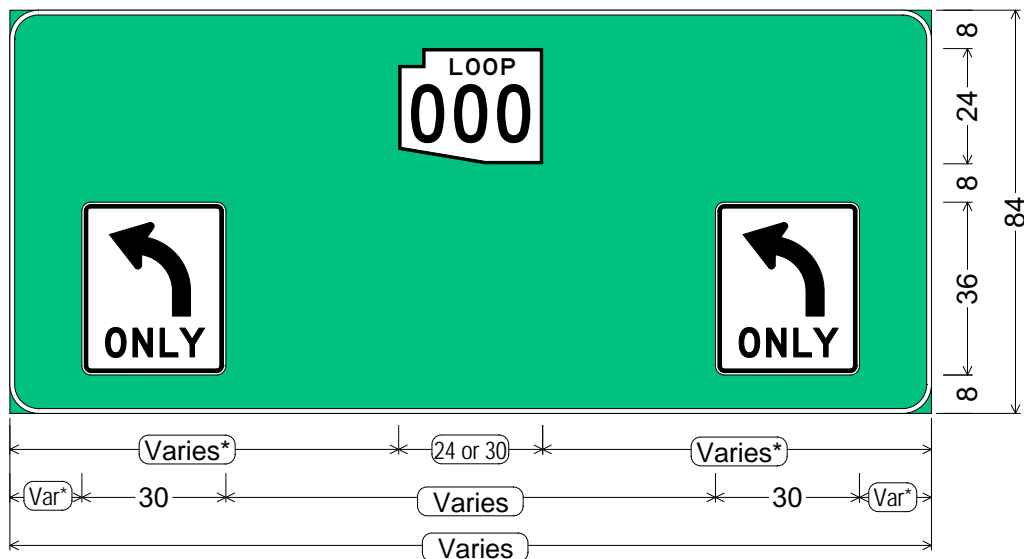
APPROVED: SIGNATURE ON FILE

Sign width varies in even foot increments.

CODE: D15-101f

SIZE: VAR x 84"
OVERHEAD

* Center entire legend package horizontally on the panel. Center each R3 panel over the center of each lane.



D15-101f (2 lane); 6.00" Radius, 1.00" Border, White on Green;
State Highway 000 M1-5e; R3-5 or R3-5a - 30" x 36";
R3-5 or R3-5a - 30" x 36";

ALL DIMENSIONS ARE IN INCHES



COLORS:

LEGEND & BORDER - WHITE (REFL)
BACKGROUND - GREEN (REFL)

ARIZONA DEPARTMENT OF TRANSPORTATION
TRAFFIC ENGINEERING GROUP

DRAWN:

R. C. MOEUR

DATE:

NOVEMBER / 2015

APPROVED:

SIGNATURE ON FILE

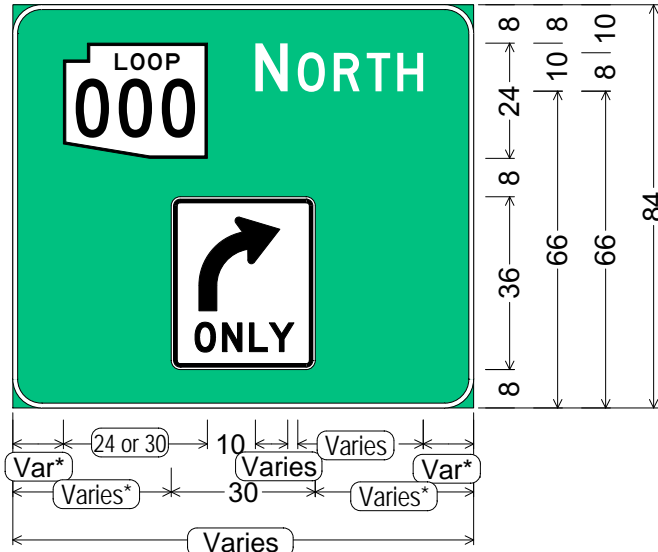
Sign width varies in even foot increments.

If sign width is an issue, reduce edge or text spacing or use Series C.

CODE: D15-101f

SIZE: VAR x 84"
OVERHEAD

* Center entire legend package horizontally on the panel. Center each R3 panel over the center of each lane.



D15-101f (1 lane);
 6.00" Radius, 1.00" Border, White on Green;
 State Highway 000 M1-5e;
 "NORTH" D;
 R3-5 or R3-5a - 30" x 36";

ALL DIMENSIONS ARE IN INCHES



COLORS:

LEGEND & BORDER - WHITE (REFL)
 BACKGROUND - GREEN (REFL)

ARIZONA DEPARTMENT OF TRANSPORTATION
 TRAFFIC ENGINEERING GROUP

DRAWN:

R. C. MOEUR

DATE:

NOVEMBER / 2015

APPROVED:

SIGNATURE ON FILE

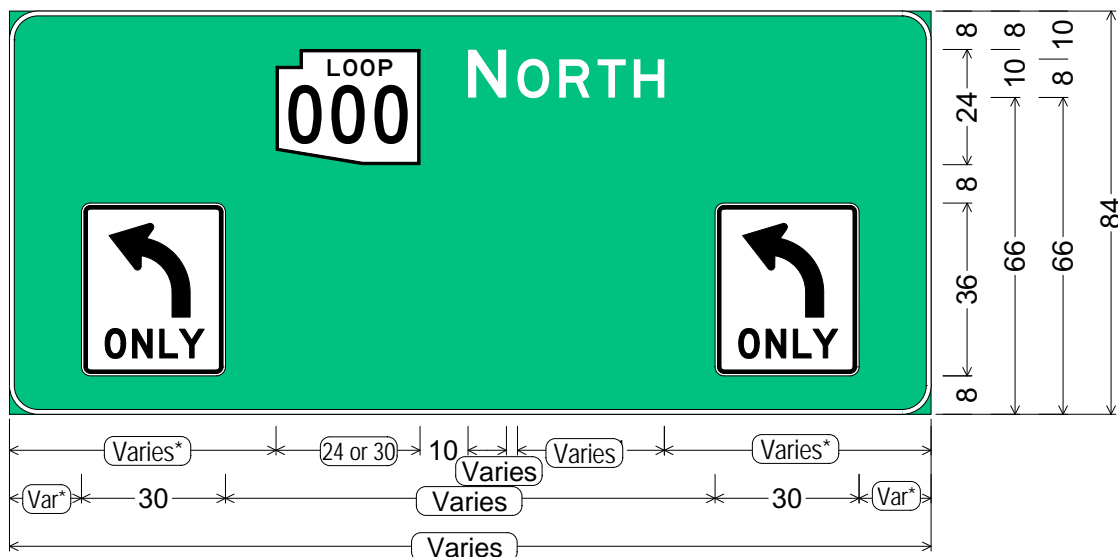
Sign width varies in even foot increments.

If sign width is an issue, reduce edge or text spacing or use Series D.

CODE: D15-101f

SIZE: VAR x 84"
OVERHEAD

* Center entire legend package horizontally on the panel. Center each R3 panel over the center of each lane.



D15-101f (2 lane); 6.00" Radius, 1.00" Border, White on Green;
State Highway 000 M1-5e; "NORTH" E; R3-5 or R3-5a - 30" x 36";
R3-5 or R3-5a - 30" x 36";

ALL DIMENSIONS ARE IN INCHES



COLORS:

LEGEND & BORDER - WHITE (REFL)
BACKGROUND - GREEN (REFL)

ARIZONA DEPARTMENT OF TRANSPORTATION
TRAFFIC ENGINEERING GROUP

DRAWN:

R. C. MOEUR

DATE:

NOVEMBER / 2015

APPROVED:

SIGNATURE ON FILE

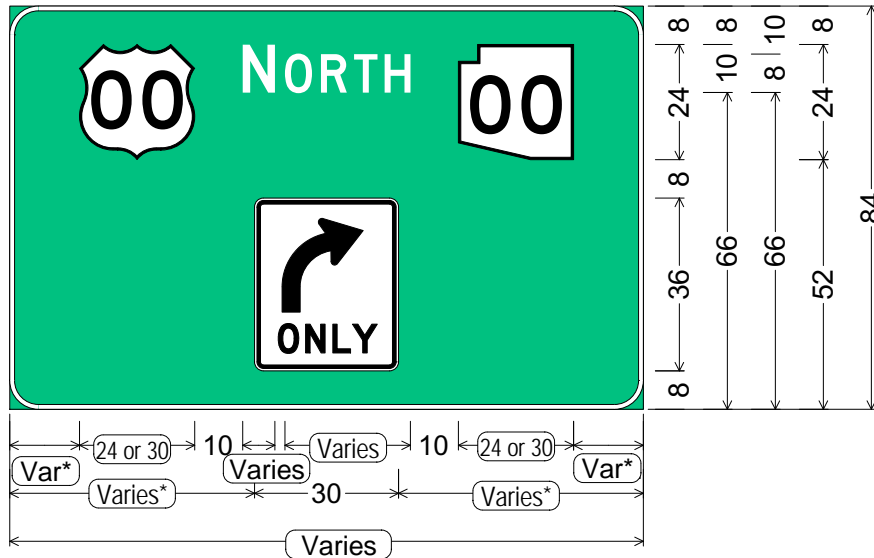
Sign width varies in even foot increments.

If sign width is an issue, reduce edge or text spacing or use Series C.

CODE: D15-101f

SIZE: VAR x 84"
OVERHEAD

* Center entire legend package horizontally on the panel. Center each R3 panel over the center of each lane.



D15-101f (1 lane);
 6.00" Radius, 1.00" Border, White on Green;
 US 00 M1-4c; "NORTH" D;
 State Highway 00 M1-5c;
 R3-5 or R3-5a - 30" x 36";

ALL DIMENSIONS ARE IN INCHES



COLORS:
 LEGEND & BORDER - WHITE (REFL)
 BACKGROUND - GREEN (REFL)

ARIZONA DEPARTMENT OF TRANSPORTATION
 TRAFFIC ENGINEERING GROUP

DRAWN: R. C. MOEUR	DATE: NOVEMBER / 2015
-----------------------	--------------------------

APPROVED:
 SIGNATURE ON FILE

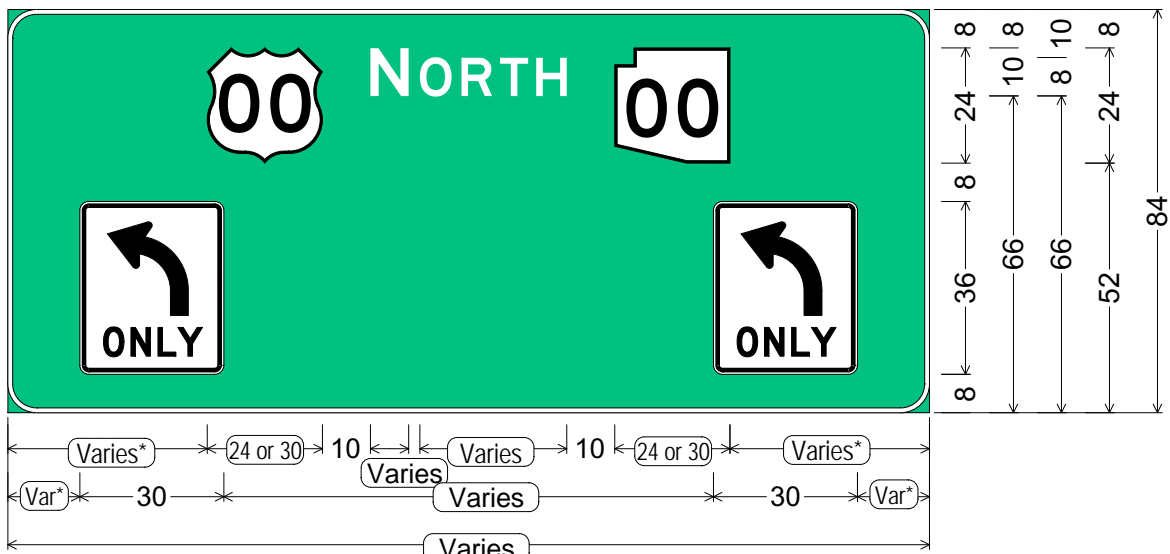
Sign width varies in even foot increments.

If sign width is an issue, reduce edge or text spacing or use Series D.

CODE: D15-101f

SIZE: VAR x 84"
OVERHEAD

* Center entire legend package horizontally on the panel. Center each R3 panel over the center of each lane.



D15-101f (2 lane); 6.00" Radius, 1.00" Border, White on Green;
 US 00 M1-4c; "NORTH" E; State Highway 00 M1-5c;
 R3-5 or R3-5a - 30" x 36"; R3-5 or R3-5a - 30" x 36";

ALL DIMENSIONS ARE IN INCHES



COLORS:
 LEGEND & BORDER - WHITE (REFL)
 BACKGROUND - GREEN (REFL)

ARIZONA DEPARTMENT OF TRANSPORTATION
 TRAFFIC ENGINEERING GROUP

DRAWN: R. C. MOEUR	DATE: NOVEMBER / 2015
-----------------------	--------------------------

APPROVED:
 SIGNATURE ON FILE

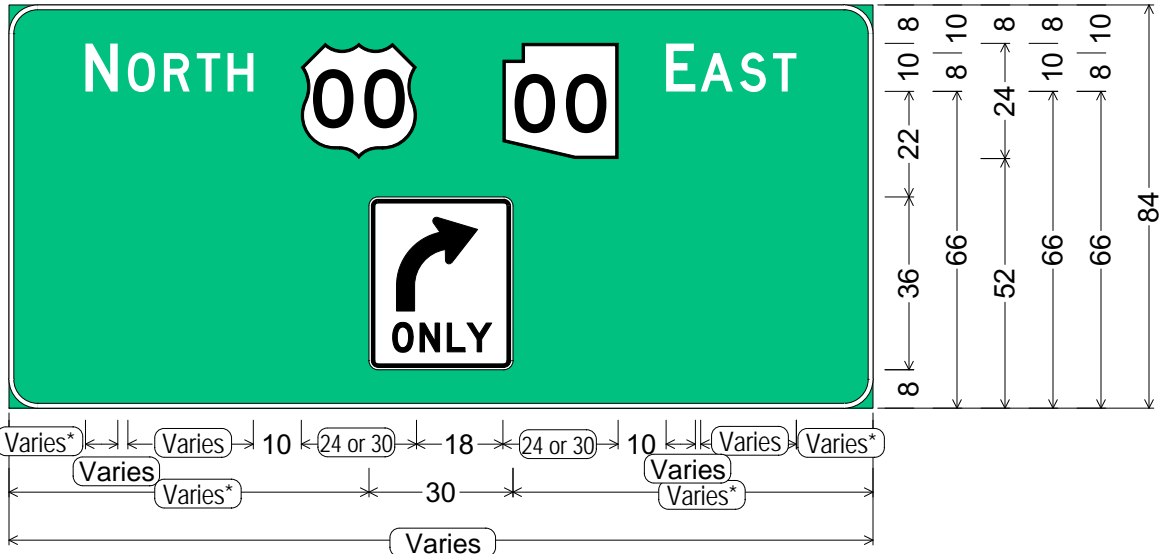
Sign width varies in even foot increments.

If sign width is an issue, reduce edge or text spacing or use Series C.

CODE: D15-101f

SIZE: VAR x 84"
OVERHEAD

* Center entire legend package horizontally on the panel. Center each R3 panel over the center of each lane.



D15-101f (1 lane); 6.00" Radius, 1.00" Border, White on Green;
 "NORTH" D; US 00 M1-4c; State Highway 00 M1-5c; "EAST" D;
 R3-5 or R3-5a - 30" x 36";

ALL DIMENSIONS ARE IN INCHES



COLORS:

LEGEND & BORDER - WHITE (REFL)
 BACKGROUND - GREEN (REFL)

ARIZONA DEPARTMENT OF TRANSPORTATION
 TRAFFIC ENGINEERING GROUP

DRAWN:

R. C. MOEUR

DATE:

NOVEMBER / 2015

APPROVED:

SIGNATURE ON FILE

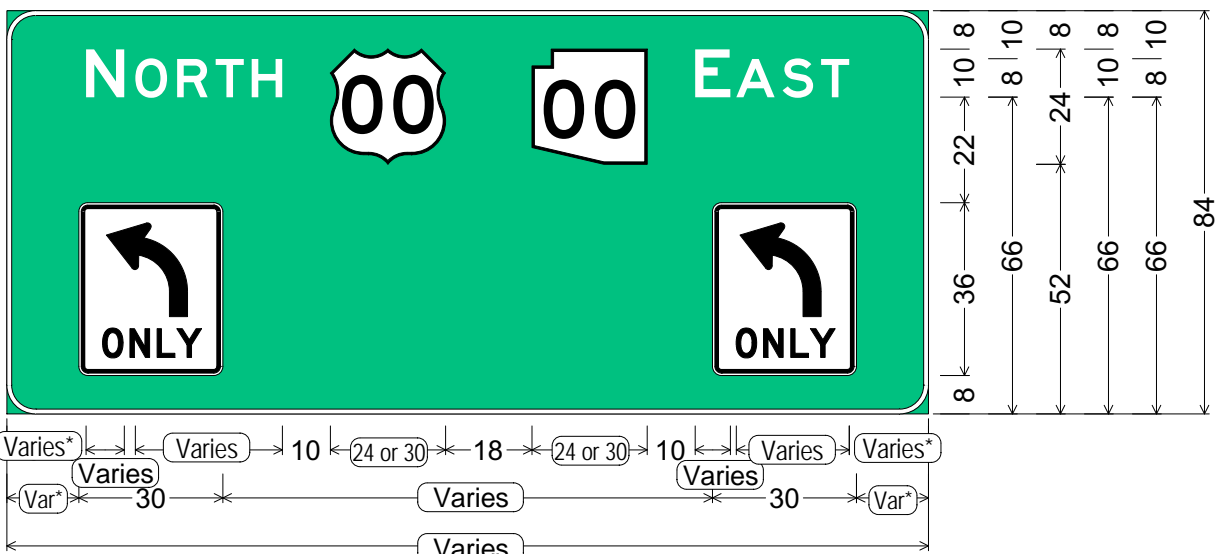
Sign width varies in even foot increments.

If sign width is an issue, reduce edge or text spacing or use Series D.

CODE: D15-101f

SIZE: VAR x 84"
OVERHEAD

* Center entire legend package horizontally on the panel. Center each R3 panel over the center of each lane.



D15-101f (2 lane); 6.00" Radius, 1.00" Border, White on Green;
 "NORTH" E; US 00 M1-4c; State Highway 00 M1-5c; "EAST" E;
 R3-5 or R3-5a - 30" x 36"; R3-5 or R3-5a - 30" x 36";

ALL DIMENSIONS ARE IN INCHES



COLORS:

LEGEND & BORDER - WHITE (REFL)
 BACKGROUND - GREEN (REFL)

ARIZONA DEPARTMENT OF TRANSPORTATION
 TRAFFIC ENGINEERING GROUP

DRAWN:

R. C. MOEUR

DATE:

NOVEMBER / 2015

APPROVED:

SIGNATURE ON FILE