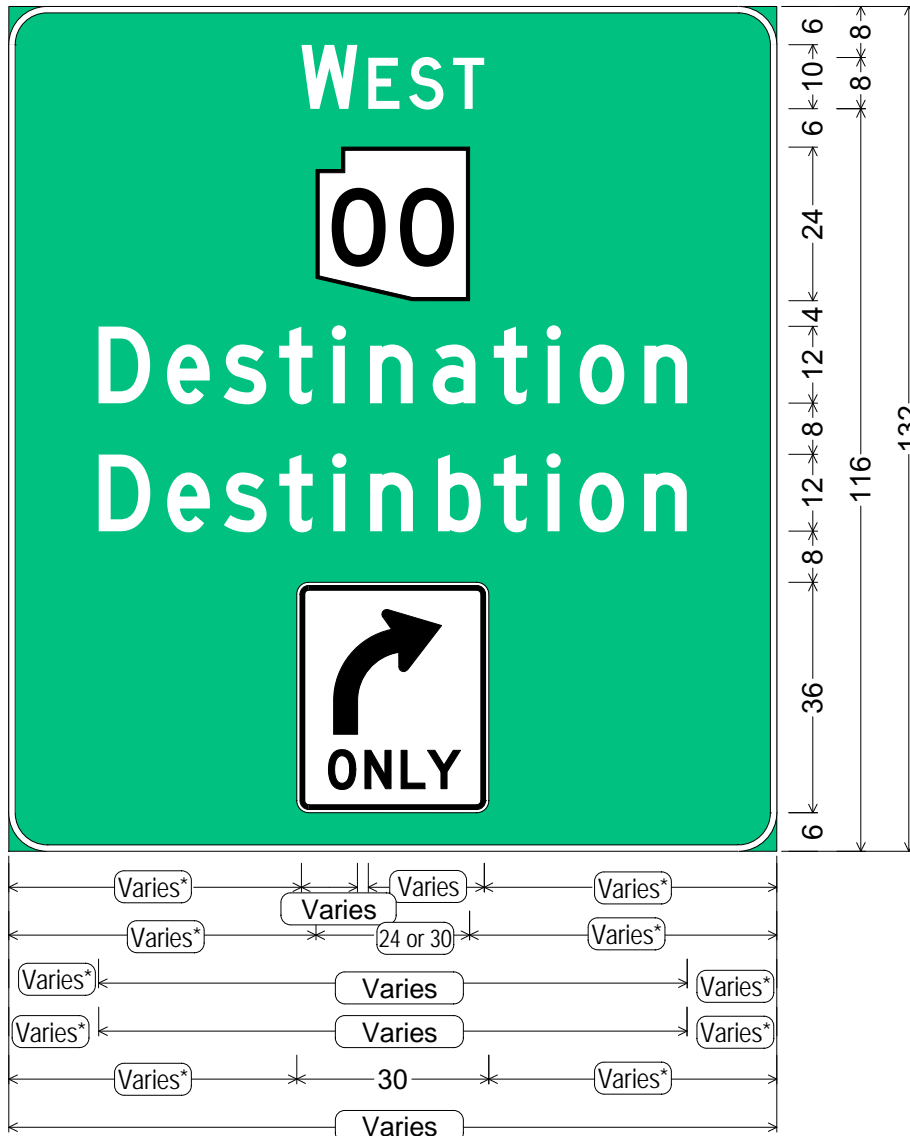


Sign width varies based on destination(s). Sign width varies in even foot increments.  
 If sign width is an issue, reduce edge or text spacing or use Series C.  
 On multi-line signs, horizontally center destination text groupings relative to one another.

CODE: D15-101d  
 SIZE: VAR x 132"  
OVERHEAD

\* Center entire legend package horizontally on the panel. Center each R3 panel over the center of each lane.



D15-101d (1 lane);  
 6.00" Radius, 1.00" Border, White on Green;  
 "WEST" D; State Highway 00 M1-5c; "Destination" D;  
 "Destinbtion" D; R3-5 or R3-5a - 30" x 36";

ALL DIMENSIONS ARE IN INCHES



**COLORS:**  
 LEGEND & BORDER - WHITE (REFL)  
 BACKGROUND - GREEN (REFL)

ARIZONA DEPARTMENT OF TRANSPORTATION  
 TRAFFIC ENGINEERING GROUP

DRAWN: R. C. MOEUR      DATE: NOVEMBER / 2015

APPROVED: SIGNATURE ON FILE

Sign width varies based on destination(s). Sign width varies in even foot increments.

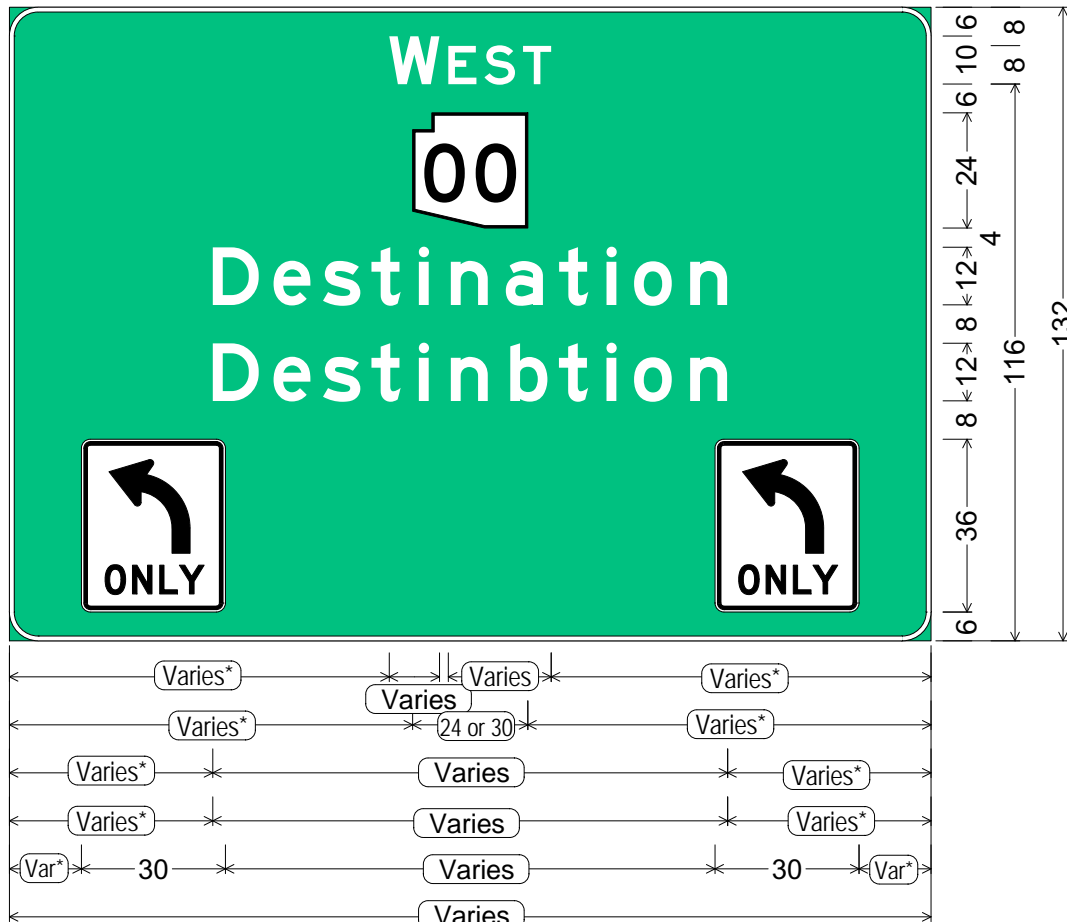
If sign width is an issue, reduce edge or text spacing or use Series D.

On multi-line signs, horizontally center destination text groupings relative to one another.

CODE: D15-101d

SIZE: VAR x 132"  
OVERHEAD

\* Center entire legend package horizontally on the panel. Center each R3 panel over the center of each lane.



D15-101d (2 lane); 6.00" Radius, 1.00" Border, White on Green;  
 "WEST" E; State Highway 00 M1-5c; "Destination" E; "Destinbtion" E;  
 R3-5 or R3-5a - 30" x 36"; R3-5 or R3-5a - 30" x 36";

ALL DIMENSIONS ARE IN INCHES



**COLORS:**

LEGEND & BORDER - WHITE (REFL)  
 BACKGROUND - GREEN (REFL)

ARIZONA DEPARTMENT OF TRANSPORTATION  
 TRAFFIC ENGINEERING GROUP

DRAWN:

R. C. MOEUR

DATE:

NOVEMBER / 2015

APPROVED:

SIGNATURE ON FILE

Sign width varies based on destination(s). Sign width varies in even foot increments.

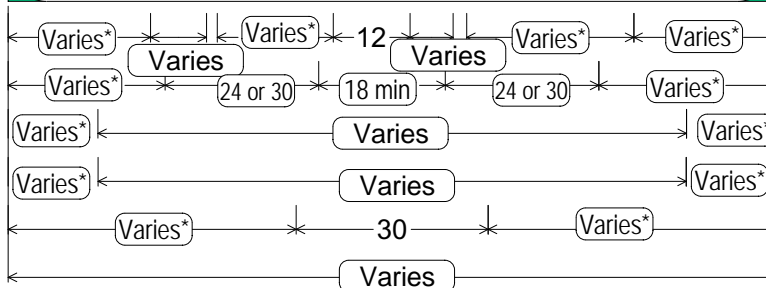
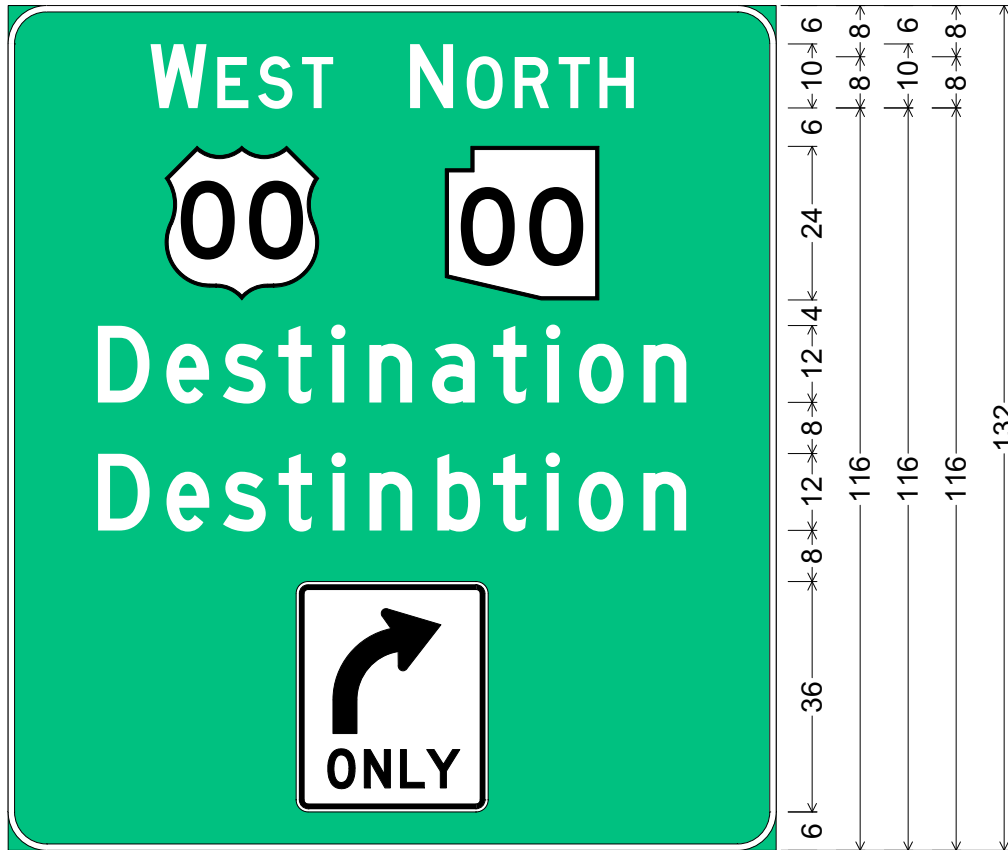
If sign width is an issue, reduce edge or text spacing or use Series C.

On multi-line signs, horizontally center destination text groupings relative to one another.

CODE: D15-101d

SIZE: VAR x 132"  
OVERHEAD

\* Center entire legend package horizontally on the panel. Center each R3 panel over the center of each lane.



D15-101d (1 lane);

6.00" Radius, 1.00" Border, White on Green;

"WEST" D; "NORTH" D; US 00 M1-4c;

State Highway 00 M1-5c; "Destination" D; "Destinbtion" D;

R3-5 or R3-5a - 30" x 36";

ALL DIMENSIONS ARE IN INCHES



**COLORS:**

LEGEND & BORDER - WHITE (REFL)  
BACKGROUND - GREEN (REFL)

ARIZONA DEPARTMENT OF TRANSPORTATION  
TRAFFIC ENGINEERING GROUP

DRAWN:

R. C. MOEUR

DATE:

NOVEMBER / 2015

APPROVED:

SIGNATURE ON FILE

Sign width varies based on destination(s). Sign width varies in even foot increments.

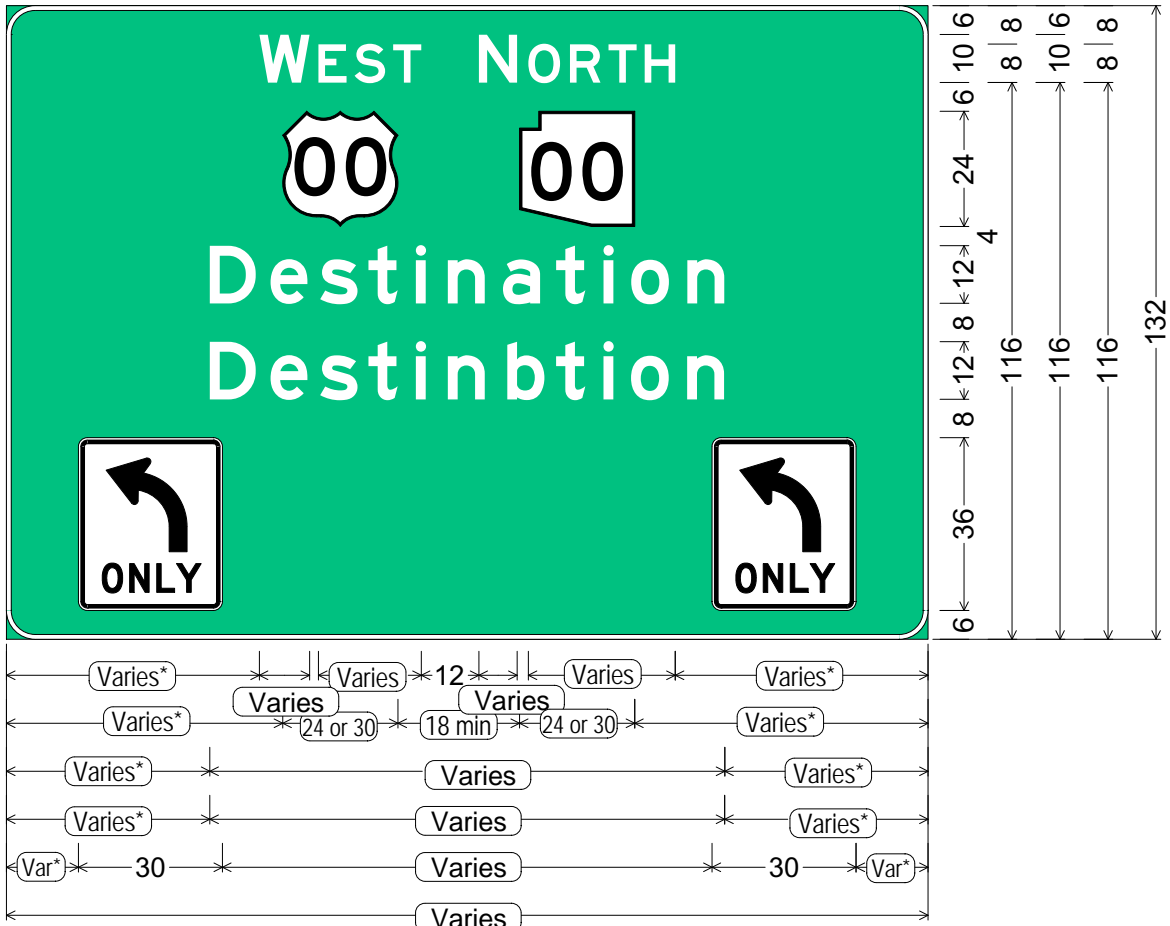
If sign width is an issue, reduce edge or text spacing or use Series D.

On multi-line signs, horizontally center destination text groupings relative to one another.

\* Center entire legend package (shields, text, arrow) horizontally on each panel or sub-panel.

CODE: D15-101d

SIZE: VAR x 132"  
OVERHEAD



D15-101d (2 lane); 6.00" Radius, 1.00" Border, White on Green;  
 "WEST" E; "NORTH" E; US 00 M1-4c; State Highway 00 M1-5c;  
 "Destination" E; "Destinbntion" E; R3-5 or R3-5a - 30" x 36";  
 R3-5 or R3-5a - 30" x 36";

ALL DIMENSIONS ARE IN INCHES



**COLORS:**

LEGEND & BORDER - WHITE (REFL)  
 BACKGROUND - GREEN (REFL)

ARIZONA DEPARTMENT OF TRANSPORTATION  
 TRAFFIC ENGINEERING GROUP

DRAWN:

R. C. MOEUR

DATE:

NOVEMBER / 2015

APPROVED:

SIGNATURE ON FILE