

Sign width varies based on destination(s). Sign width varies in even foot increments.

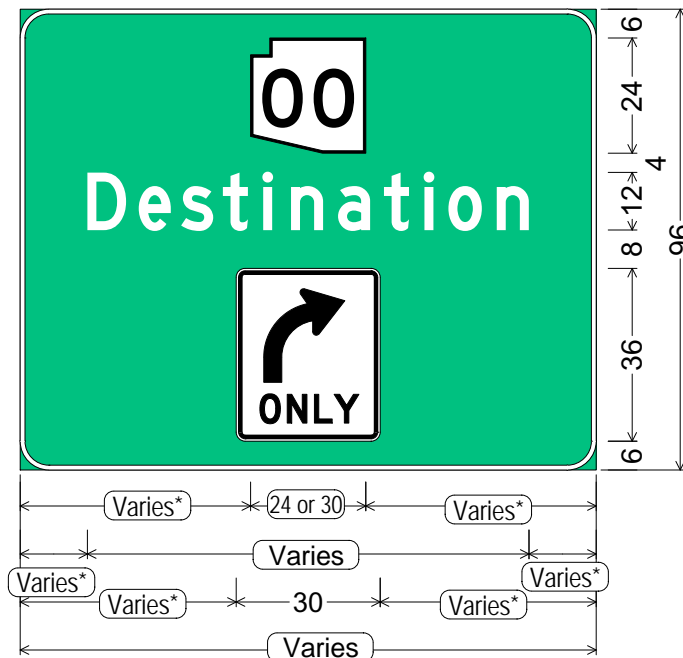
If sign width is an issue, reduce edge or text spacing or use Series C.

On multi-line signs, horizontally center destination text groupings relative to one another.

CODE: D15-101a

SIZE: VAR x 96"
OVERHEAD

* Center entire legend package horizontally on the panel. Center each R3 panel over the center of each lane.



D15-101a (1 lane);
6.00" Radius, 1.00" Border, White on Green;
State Highway 00 M1-5c; "Destination" D;
R3-5 or R3-5a - 30" x 36";

ALL DIMENSIONS ARE IN INCHES



COLORS:
LEGEND & BORDER - WHITE (REFL)
BACKGROUND - GREEN (REFL)

ARIZONA DEPARTMENT OF TRANSPORTATION
TRAFFIC ENGINEERING GROUP

DRAWN: R. C. MOEUR	DATE: NOVEMBER / 2015
-----------------------	--------------------------

APPROVED:
SIGNATURE ON FILE

Sign width varies based on destination(s). Sign width varies in even foot increments.

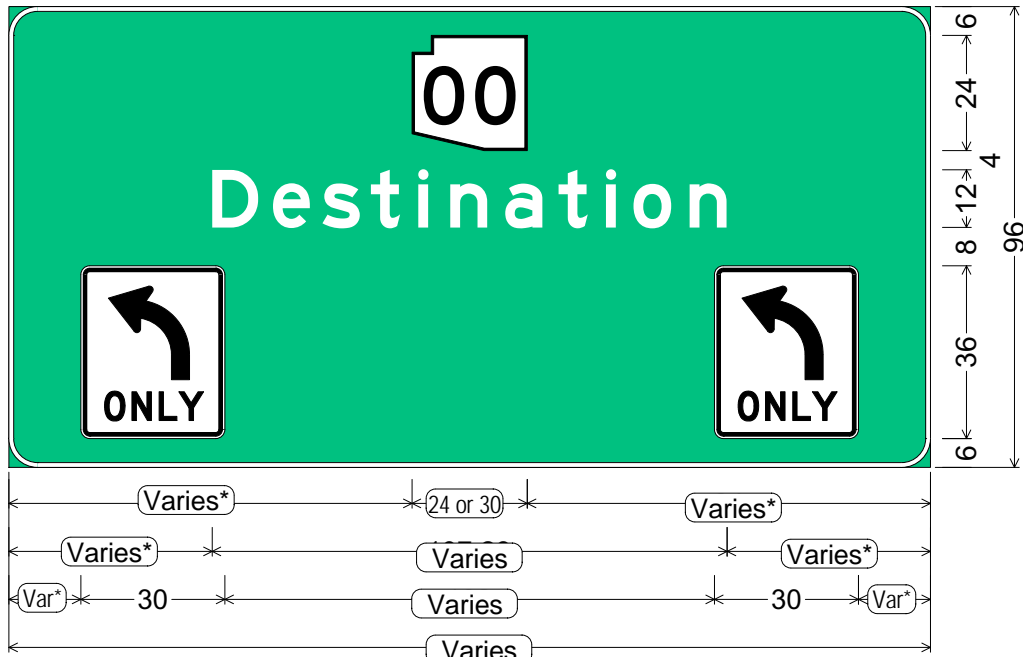
If sign width is an issue, reduce edge or text spacing or use Series D or C.

On multi-line signs, horizontally center destination text groupings relative to one another.

CODE: D15-101a

SIZE: VAR x 96"
OVERHEAD

* Center entire legend package horizontally on the panel. Center each R3 panel over the center of each lane.



D15-101a (2 lane); 6.00" Radius, 1.00" Border, White on Green;
State Highway 00 M1-5c; "Destination" E; R3-5 or R3-5a - 30" x 36";
R3-5 or R3-5a - 30" x 36";

ALL DIMENSIONS ARE IN INCHES



COLORS:

LEGEND & BORDER - WHITE (REFL)
BACKGROUND - GREEN (REFL)

ARIZONA DEPARTMENT OF TRANSPORTATION
TRAFFIC ENGINEERING GROUP

DRAWN:

R. C. MOEUR

DATE:

NOVEMBER / 2015

APPROVED:

SIGNATURE ON FILE

Sign width varies based on destination(s). Sign width varies in even foot increments.

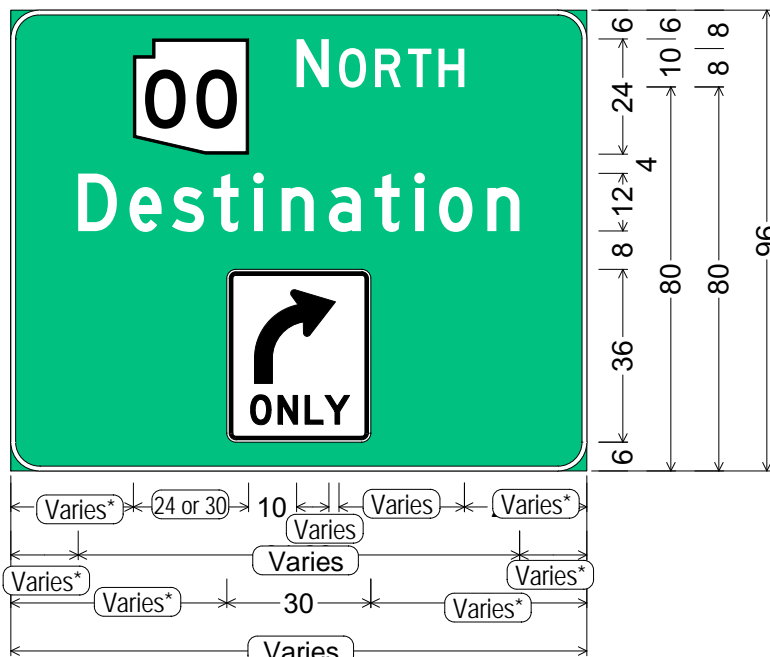
If sign width is an issue, reduce edge or text spacing or use Series C.

On multi-line signs, horizontally center destination text groupings relative to one another.

CODE: D15-101a

SIZE: VAR x 96"
OVERHEAD

* Center entire legend package horizontally on the panel. Center each R3 panel over the center of each lane.



D15-101a (1 lane);
6.00" Radius, 1.00" Border, White on Green;
State Highway 00 M1-5c; "NORTH" D;
"Destination" D; R3-5 or R3-5a - 30" x 36";

ALL DIMENSIONS ARE IN INCHES

	<p>COLORS:</p> <p>LEGEND & BORDER - WHITE (REFL)</p> <p>BACKGROUND - GREEN (REFL)</p>	<p>ARIZONA DEPARTMENT OF TRANSPORTATION TRAFFIC ENGINEERING GROUP</p>	
		<p>DRAWN:</p> <p style="text-align: center;">R. C. MOEUR</p>	<p>DATE:</p> <p style="text-align: center;">NOVEMBER / 2015</p>
	<p>APPROVED:</p> <p style="text-align: center;">SIGNATURE ON FILE</p>		

Sign width varies based on destination(s). Sign width varies in even foot increments.

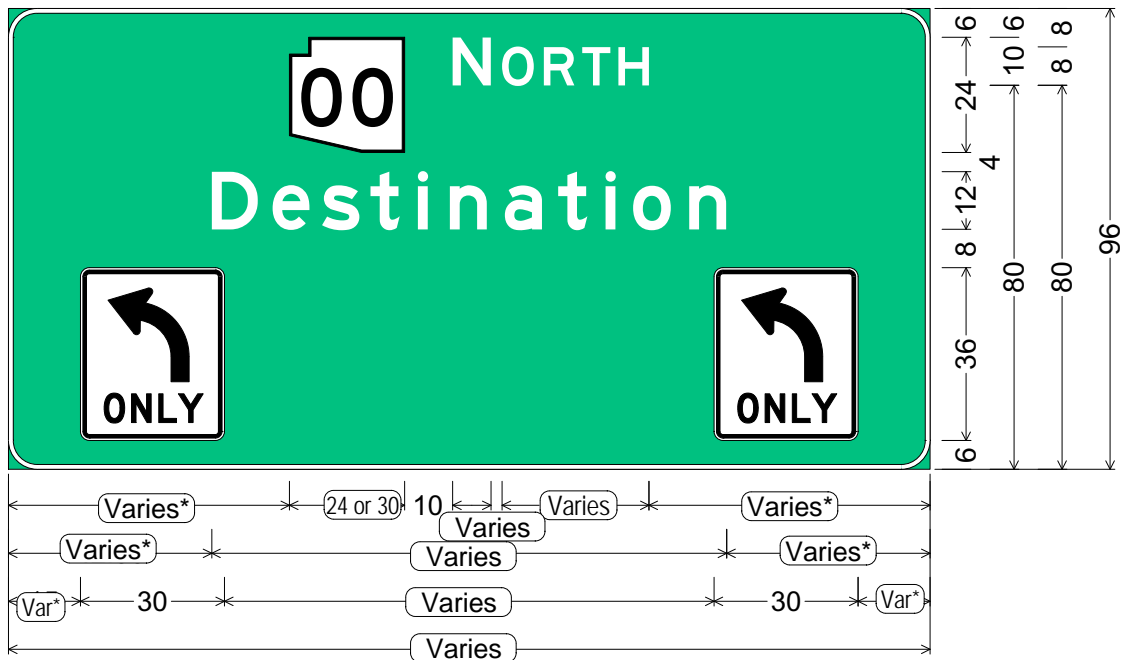
If sign width is an issue, reduce edge or text spacing or use Series D or C.

On multi-line signs, horizontally center destination text groupings relative to one another.

CODE: D15-101a

SIZE: VAR x 96"
OVERHEAD

* Center entire legend package horizontally on the panel. Center each R3 panel over the center of each lane.



D15-101a (2 lane); 6.00" Radius, 1.00" Border, White on Green;
State Highway 00 M1-5c; "NORTH" E; "Destination" E;
R3-5 or R3-5a - 30" x 36"; R3-5 or R3-5a - 30" x 36";

ALL DIMENSIONS ARE IN INCHES



COLORS:

LEGEND & BORDER - WHITE (REFL)
BACKGROUND - GREEN (REFL)

ARIZONA DEPARTMENT OF TRANSPORTATION
TRAFFIC ENGINEERING GROUP

DRAWN:

R. C. MOEUR

DATE:

NOVEMBER / 2015

APPROVED:

SIGNATURE ON FILE

Sign width varies based on destination(s). Sign width varies in even foot increments.

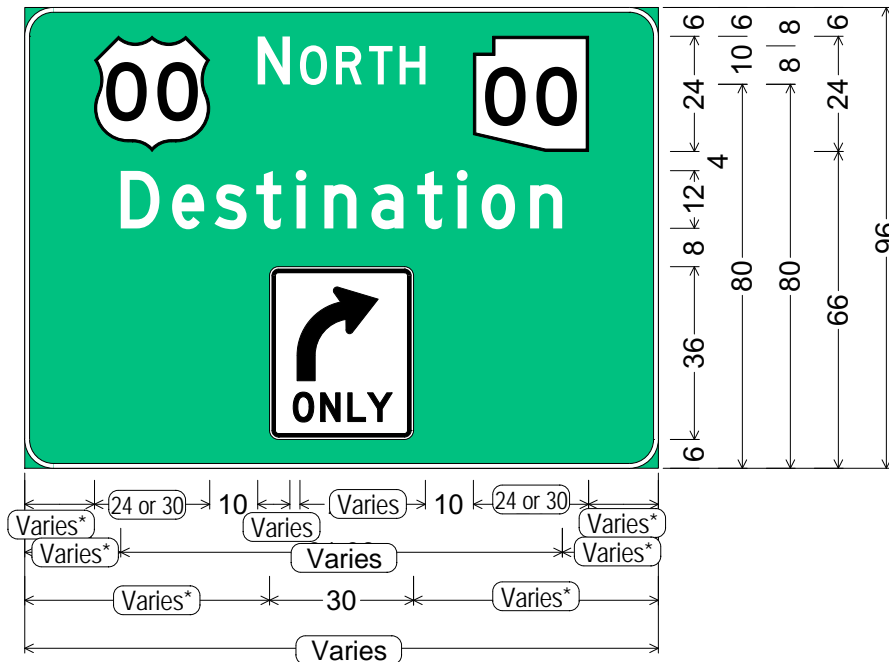
If sign width is an issue, reduce edge or text spacing or use Series C.

On multi-line signs, horizontally center destination text groupings relative to one another.

CODE: D15-101a

SIZE: VAR x 96"
OVERHEAD

* Center entire legend package horizontally on the panel. Center each R3 panel over the center of each lane.



D15-101a (1 lane);
6.00" Radius, 1.00" Border, White on Green;
US 00 M1-4c; "NORTH" D;
State Highway 00 M1-5c; "Destination" D;
R3-5 or R3-5a - 30" x 36";

ALL DIMENSIONS ARE IN INCHES



COLORS:

LEGEND & BORDER - WHITE (REFL)
BACKGROUND - GREEN (REFL)

ARIZONA DEPARTMENT OF TRANSPORTATION
TRAFFIC ENGINEERING GROUP

DRAWN:

R. C. MOEUR

DATE:

NOVEMBER / 2015

APPROVED:

SIGNATURE ON FILE

Sign width varies based on destination(s). Sign width varies in even foot increments.

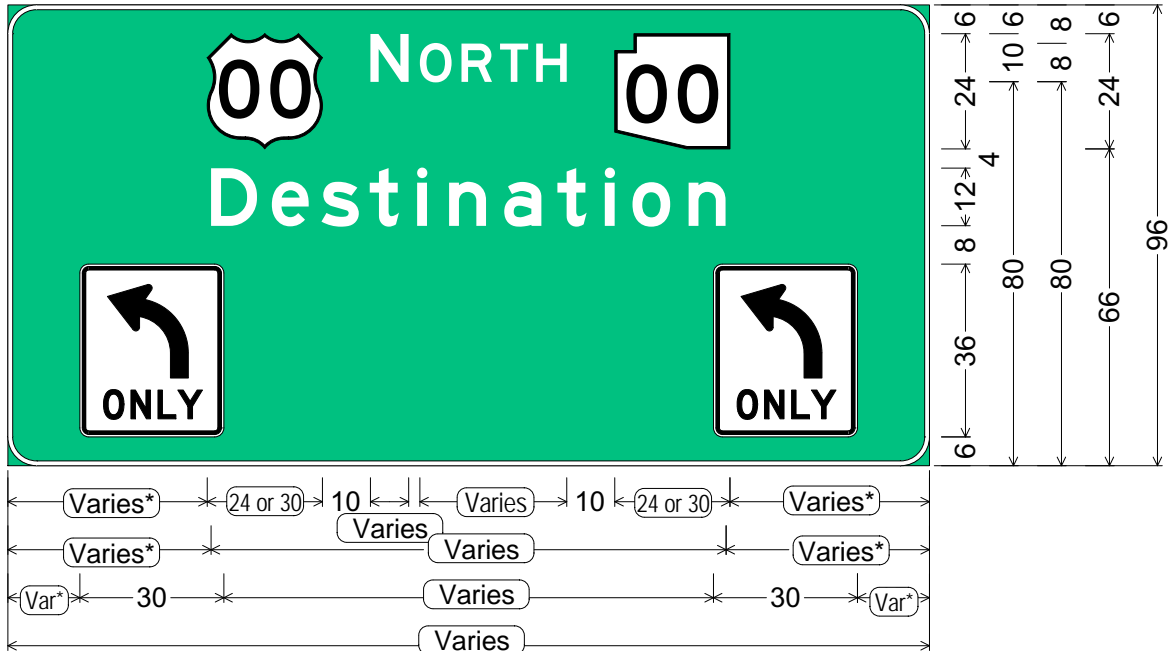
If sign width is an issue, reduce edge or text spacing or use Series D or C.

On multi-line signs, horizontally center destination text groupings relative to one another.

CODE: D15-101a

SIZE: VAR x 96"
OVERHEAD

* Center entire legend package horizontally on the panel. Center each R3 panel over the center of each lane.



D15-101a (2 lane); 6.00" Radius, 1.00" Border, White on Green;
 US 00 M1-4c; "NORTH" E; State Highway 00 M1-5c; "Destination" E;
 R3-5 or R3-5a - 30" x 36"; R3-5 or R3-5a - 30" x 36";

ALL DIMENSIONS ARE IN INCHES



COLORS:

LEGEND & BORDER - WHITE (REFL)
 BACKGROUND - GREEN (REFL)

ARIZONA DEPARTMENT OF TRANSPORTATION
 TRAFFIC ENGINEERING GROUP

DRAWN:

R. C. MOEUR

DATE:

NOVEMBER / 2015

APPROVED:

SIGNATURE ON FILE

Sign width varies based on destination(s). Sign width varies in even foot increments.

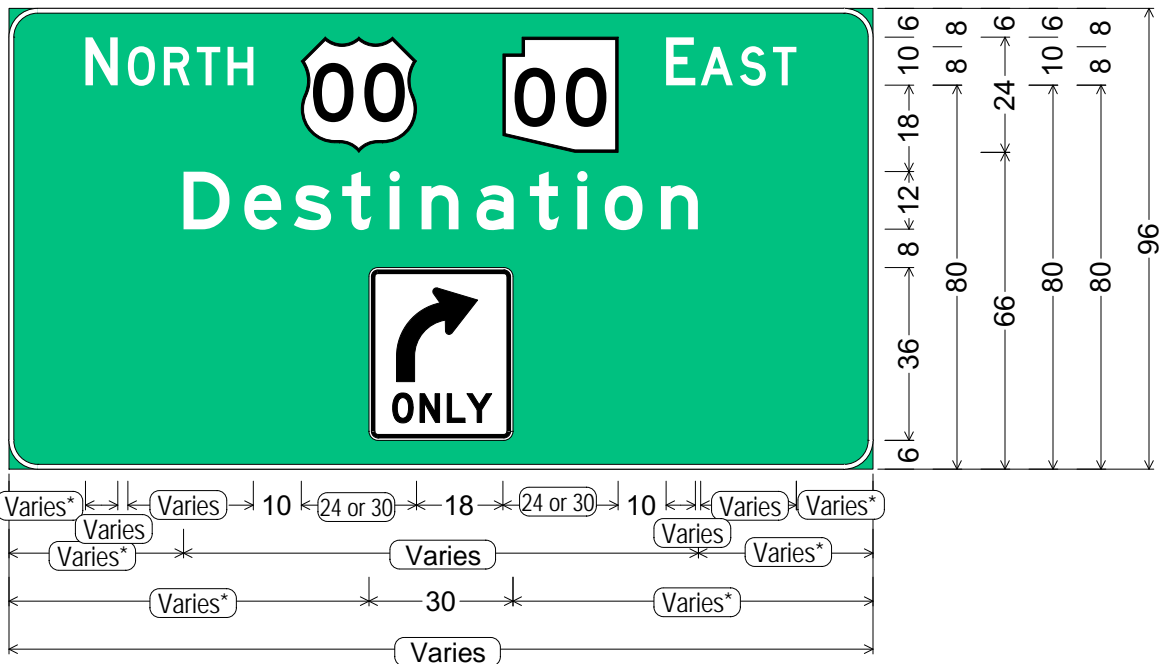
If sign width is an issue, reduce edge or text spacing or use Series D or C.

On multi-line signs, horizontally center destination text groupings relative to one another.

CODE: D15-101a

SIZE: VAR x 96"
OVERHEAD

* Center entire legend package horizontally on the panel. Center each R3 panel over the center of each lane.



D15-101a (1 lane); 6.00" Radius, 1.00" Border, White on Green;
 "NORTH" D; US 00 M1-4c; State Highway 00 M1-5c; "EAST" D;
 "Destination" E; R3-5 or R3-5a - 30" x 36";

ALL DIMENSIONS ARE IN INCHES



COLORS:

LEGEND & BORDER - WHITE (REFL)
 BACKGROUND - GREEN (REFL)

ARIZONA DEPARTMENT OF TRANSPORTATION
 TRAFFIC ENGINEERING GROUP

DRAWN:

R. C. MOEUR

DATE:

NOVEMBER / 2015

APPROVED:

SIGNATURE ON FILE

Sign width varies based on destination(s). Sign width varies in even foot increments.

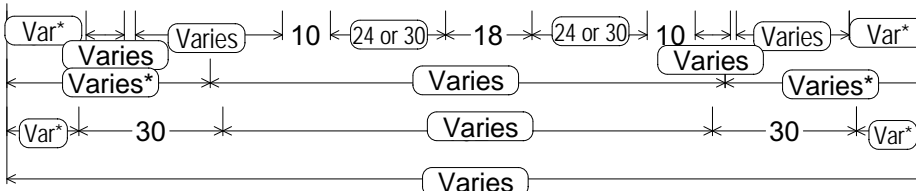
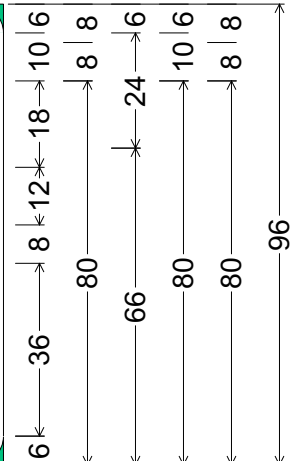
If sign width is an issue, reduce edge or text spacing or use Series D or C.

On multi-line signs, horizontally center destination text groupings relative to one another.

CODE: D15-101a

SIZE: VAR x 96"
OVERHEAD

* Center entire legend package horizontally on the panel. Center each R3 panel over the center of each lane.



D15-101a (2 lane); 6.00" Radius, 1.00" Border, White on Green;
 "NORTH" E; US 00 M1-4c; State Highway 00 M1-5c; "EAST" E;
 "Destination" E; R3-5 or R3-5a - 30" x 36";
 R3-5 or R3-5a - 30" x 36";

ALL DIMENSIONS ARE IN INCHES



COLORS:

LEGEND & BORDER - WHITE (REFL)
 BACKGROUND - GREEN (REFL)

ARIZONA DEPARTMENT OF TRANSPORTATION
 TRAFFIC ENGINEERING GROUP

DRAWN:

R. C. MOEUR

DATE:

NOVEMBER / 2015

APPROVED:

SIGNATURE ON FILE