

Sign width varies based on destination(s). Sign width varies in even foot increments.

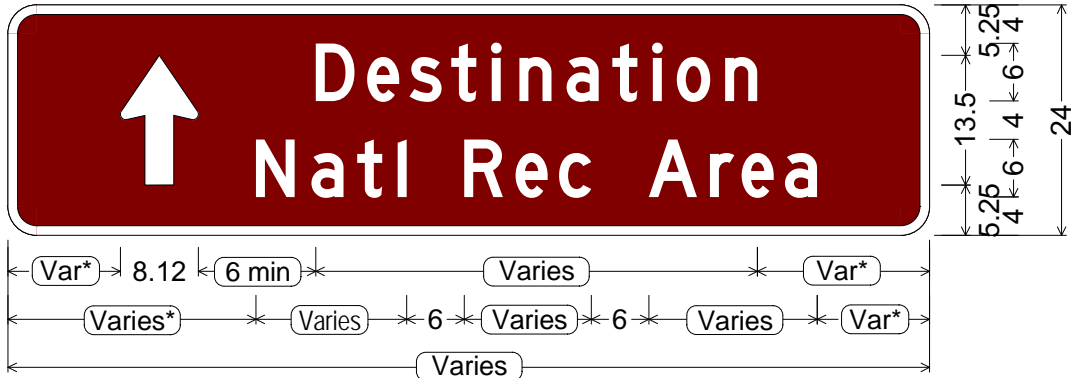
If sign width is an issue, reduce edge or text spacing or use Series C.

On multi-line signs, horizontally center destination text groupings relative to one another.

* Center entire legend package (shields, text, arrow) horizontally on each panel or sub-panel.

CODE: D7-102

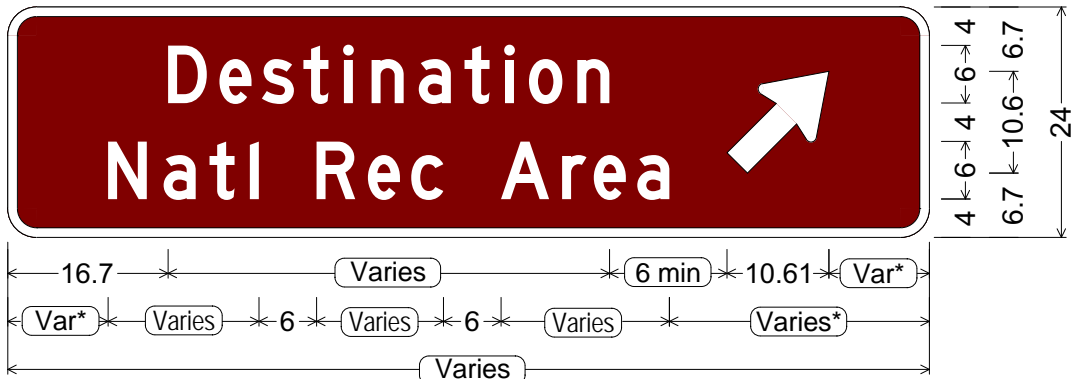
SIZE: VAR x 24"
STANDARD



D7-102(conventional road);

3.00" Radius, 1.00" Border, White on Brown;

Arrow 6" Type D2 - 13.50" 90°; "Destination" D; "Natl Rec Area" D;



D7-102(conventional road);

3.00" Radius, 1.00" Border, White on Brown;

"Destination" D; "Natl Rec Area" D; Arrow 6" Type D2 - 13.50" 45°;

ALL DIMENSIONS ARE IN INCHES



COLORS:

LEGEND & BORDER - WHITE (REFL)
BACKGROUND - BROWN (REFL)

ARIZONA DEPARTMENT OF TRANSPORTATION
TRAFFIC ENGINEERING GROUP

DRAWN:
R. C. MOEUR

DATE:
NOVEMBER / 2015

APPROVED:
SIGNATURE ON FILE

Sign width varies based on destination(s). Sign width varies in even foot increments.

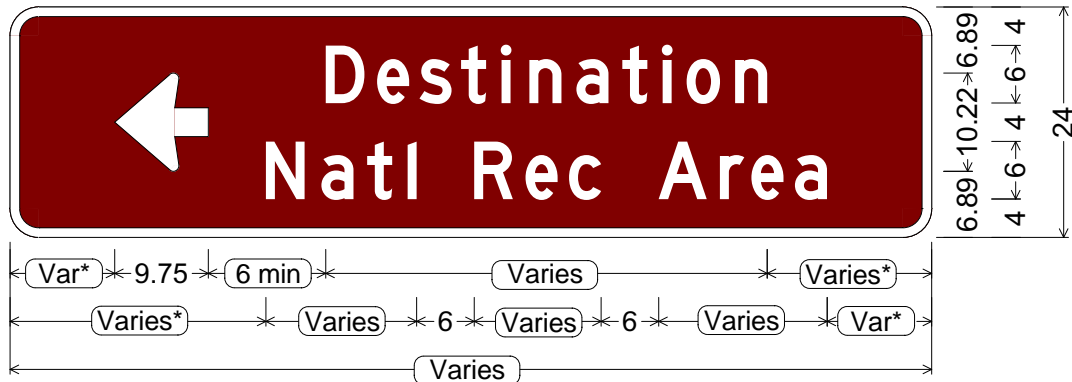
If sign width is an issue, reduce edge or text spacing or use Series C.

On multi-line signs, horizontally center destination text groupings relative to one another.

* Center entire legend package (shields, text, arrow) horizontally on each panel or sub-panel.

CODE: D7-102

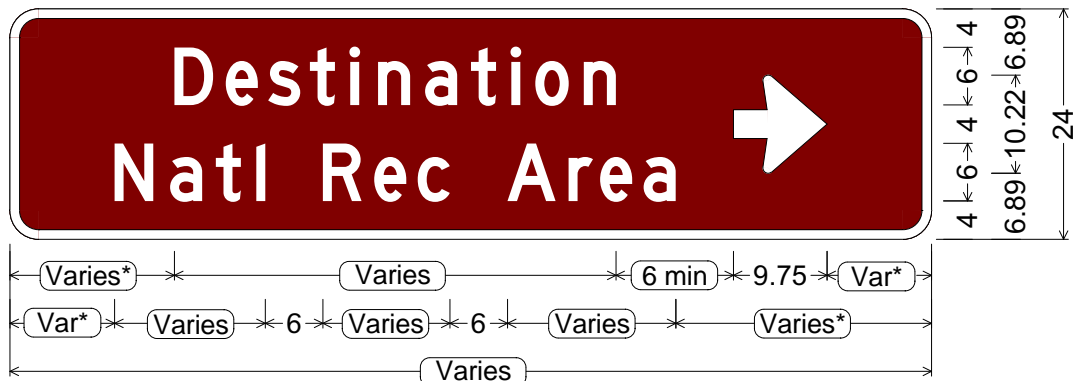
SIZE: VAR x 24"
STANDARD



D7-102(conventional road);

3.00" Radius, 1.00" Border, White on Brown;

Arrow 6" Type D3 - 9.75" 180°; "Destination" D; "Natl Rec Area" D;



D7-102(conventional road);

3.00" Radius, 1.00" Border, White on Brown;

"Destination" D; "Natl Rec Area" D; Arrow 6" Type D3 - 9.75" 0°;

ALL DIMENSIONS ARE IN INCHES



COLORS:

LEGEND & BORDER - WHITE (REFL)
BACKGROUND - BROWN (REFL)

ARIZONA DEPARTMENT OF TRANSPORTATION
TRAFFIC ENGINEERING GROUP

DRAWN:

R. C. MOEUR

DATE:

NOVEMBER / 2015

APPROVED:

SIGNATURE ON FILE