

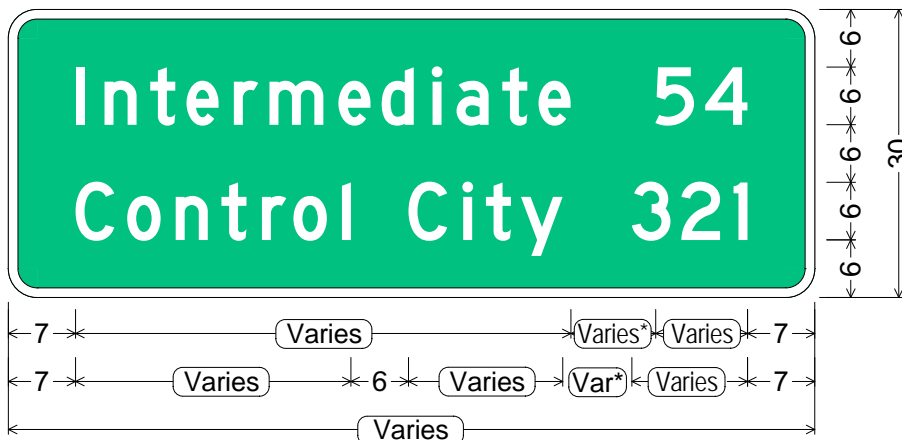
Sign width varies based on destination(s). Sign width varies in even foot increments.

If sign width is an issue, reduce edge or text spacing or use Series C.

CODE: D2-2

SIZE: VAR x 30"  
STANDARD

\* Adjust distance to set 7" spacing left and right to edge of panel.



D2-2 (conventional road);  
3.00" Radius, 1.00" Border, White on Green;  
"Intermediate" D; "54" D; "Control City" D; "321" D;

ALL DIMENSIONS ARE IN INCHES



**COLORS:**  
LEGEND & BORDER - WHITE (REFL)  
BACKGROUND - GREEN (REFL)

ARIZONA DEPARTMENT OF TRANSPORTATION  
TRAFFIC ENGINEERING GROUP

DRAWN: R. C. MOEUR	DATE: NOVEMBER / 2015
-----------------------	--------------------------

APPROVED:  
SIGNATURE ON FILE

Sign width varies based on destination(s). Sign width varies in even foot increments.

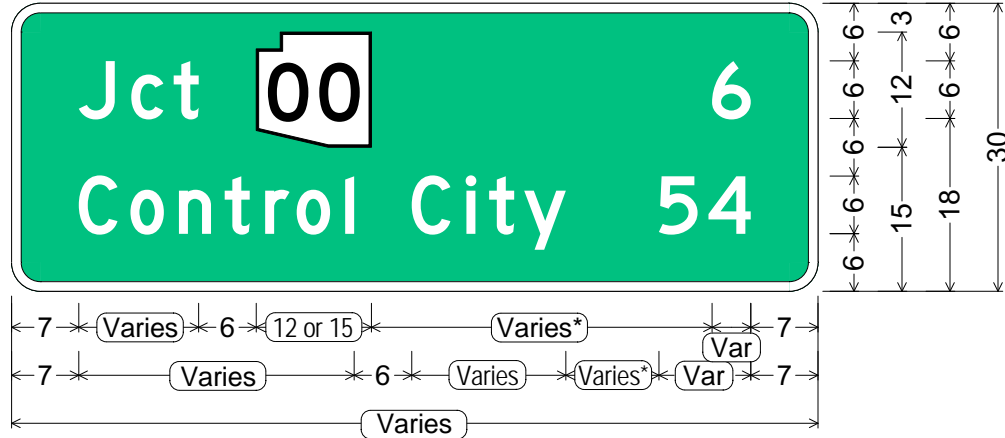
If sign width is an issue, reduce edge or text spacing or use Series C.

CODE: D2-2

SIZE: VAR x 30"  
STANDARD

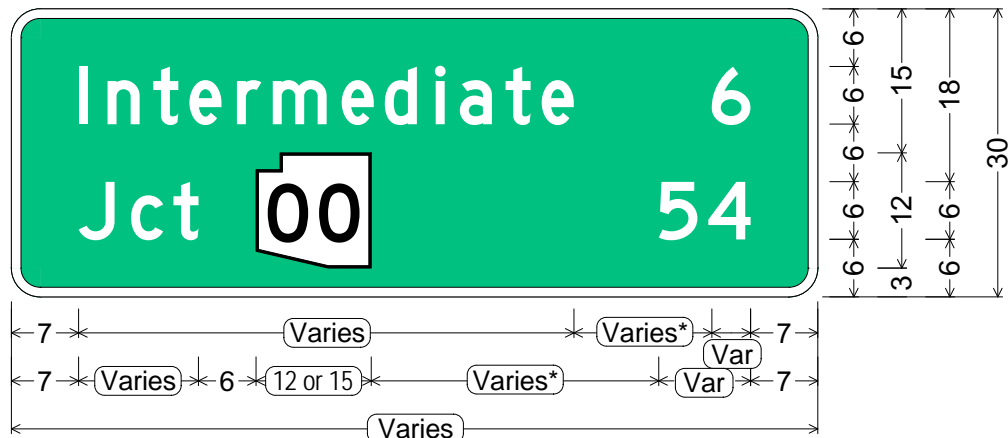
\* Adjust distance to set 7" spacing left and right to edge of panel.

Route shield on top line



D2-2 (conv. road);  
3.00" Radius, 1.00" Border, White on Green;  
"Jct" D; State Highway 00 M1-5c; "6" D; "Control City" D;  
"54" D;

Route shield on bottom line



D2-2 (conv. road);  
3.00" Radius, 1.00" Border, White on Green;  
"Intermediate" D; "6" D; "Jct" D; State Highway 00 M1-5c;  
"54" D;

ALL DIMENSIONS ARE IN INCHES



**COLORS:**  
LEGEND & BORDER - WHITE (REFL)  
BACKGROUND - GREEN (REFL)

ARIZONA DEPARTMENT OF TRANSPORTATION  
TRAFFIC ENGINEERING GROUP

DRAWN: R. C. MOEUR	DATE: NOVEMBER / 2015
-----------------------	--------------------------

APPROVED:  
SIGNATURE ON FILE

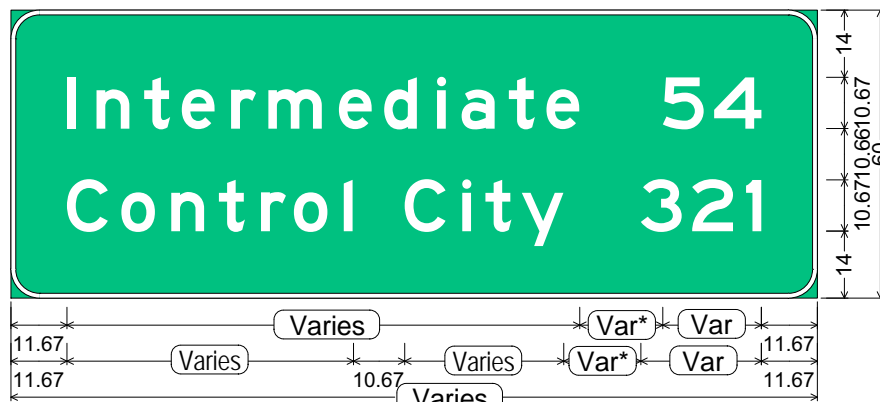
Sign width varies based on destination(s). Sign width varies in even foot increments.

If sign width is an issue, reduce edge or text spacing or use Series D.

\* Adjust distance to set 11.67" spacing left and right to edge of panel.

CODE: D2-2

SIZE: VAR x 60"  
EXPRESSWAY



D2-2 (expressway); 6.00" Radius, 1.00" Border, White on Green;  
"Intermediate" E; "54" E; "Control City" E; "321" E;

ALL DIMENSIONS ARE IN INCHES



**COLORS:**

LEGEND & BORDER - WHITE (REFL)  
BACKGROUND - GREEN (REFL)

ARIZONA DEPARTMENT OF TRANSPORTATION  
TRAFFIC ENGINEERING GROUP

DRAWN:

R. C. MOEUR

DATE:

NOVEMBER / 2015

APPROVED:

SIGNATURE ON FILE

Sign width varies based on destination(s). Sign width varies in even foot increments.

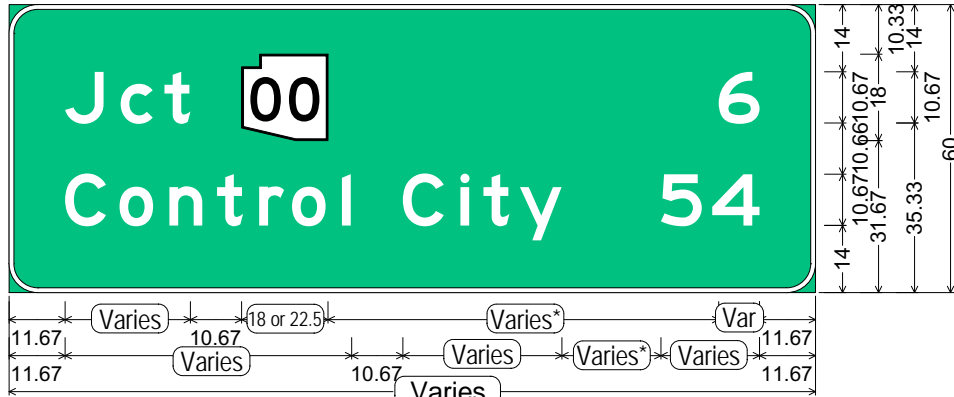
If sign width is an issue, reduce edge or text spacing or use Series D.

CODE: D2-2

SIZE: VAR x 60"  
EXPRESSWAY

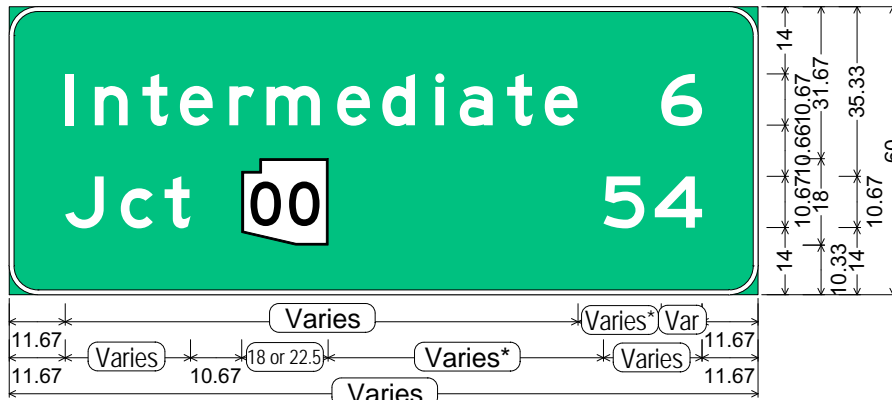
\* Adjust distance to set 11.67" spacing left and right to edge of panel.

Route shield on top line



D2-2 (expressway); 6.00" Radius, 1.00" Border, White on Green;  
"Jct" E; State Highway 00 M1-5c; "6" E; "Control City" E; "54" E;

Route shield on bottom line



D2-2 (expressway); 6.00" Radius, 1.00" Border, White on Green;  
"Intermediate" E; "6" E; "Jct" E; State Highway 00 M1-5c; "54" E;

ALL DIMENSIONS ARE IN INCHES



COLORS:

LEGEND & BORDER - WHITE (REFL)  
BACKGROUND - GREEN (REFL)

ARIZONA DEPARTMENT OF TRANSPORTATION  
TRAFFIC ENGINEERING GROUP

DRAWN:

R. C. MOEUR

DATE:

NOVEMBER / 2015

APPROVED:

SIGNATURE ON FILE

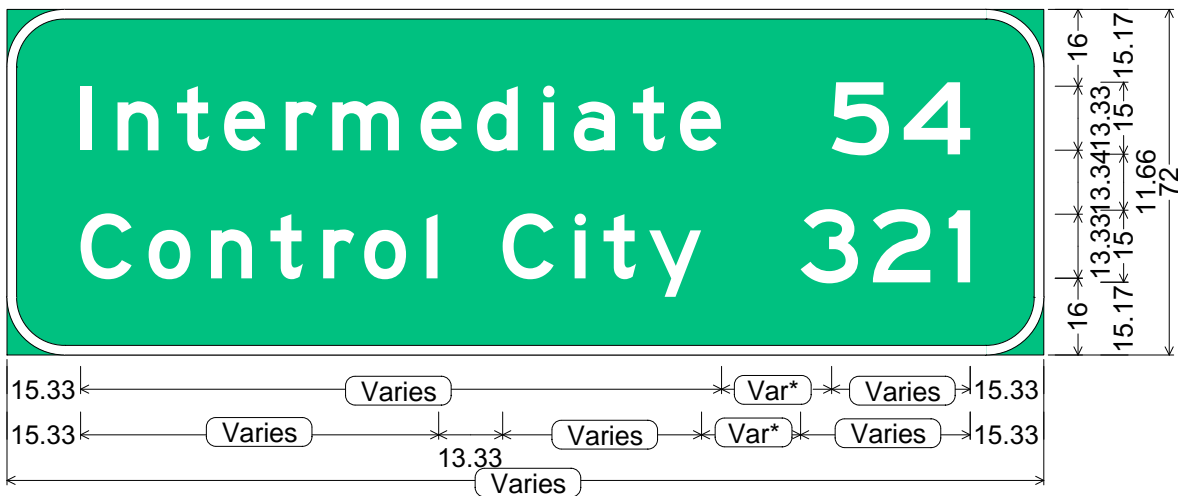
Sign width varies based on destination(s). Sign width varies in even foot increments.

If sign width is an issue, reduce edge or text spacing or use Series D.

CODE: D2-2

SIZE: VAR x 72"  
FREEWAY

\* Adjust distance to set 15.33" spacing left and right to edge of panel.



D2-2 (freeway); 12.00" Radius, 2.00" Border, White on Green;  
"Intermediate" E; "54" E; "Control City" E; "321" E;

ALL DIMENSIONS ARE IN INCHES



**COLORS:**  
LEGEND & BORDER - WHITE (REFL)  
BACKGROUND - GREEN (REFL)

ARIZONA DEPARTMENT OF TRANSPORTATION  
TRAFFIC ENGINEERING GROUP

DRAWN: R. C. MOEUR	DATE: NOVEMBER / 2015
-----------------------	--------------------------

APPROVED:  
SIGNATURE ON FILE

Sign width varies based on destination(s). Sign width varies in even foot increments.

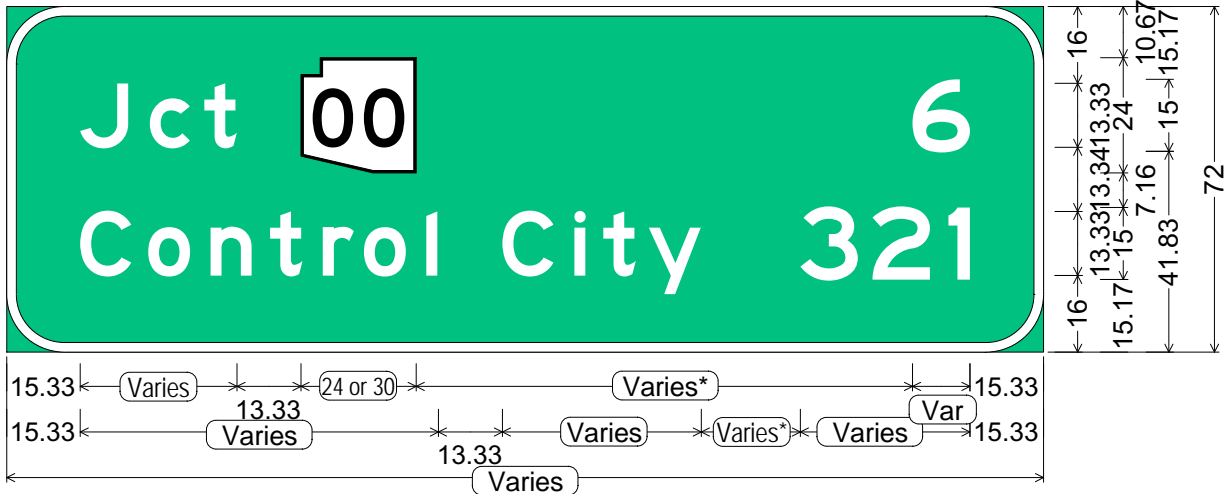
If sign width is an issue, reduce edge or text spacing or use Series D.

CODE: D2-2

SIZE: VAR x 72"  
FREEWAY

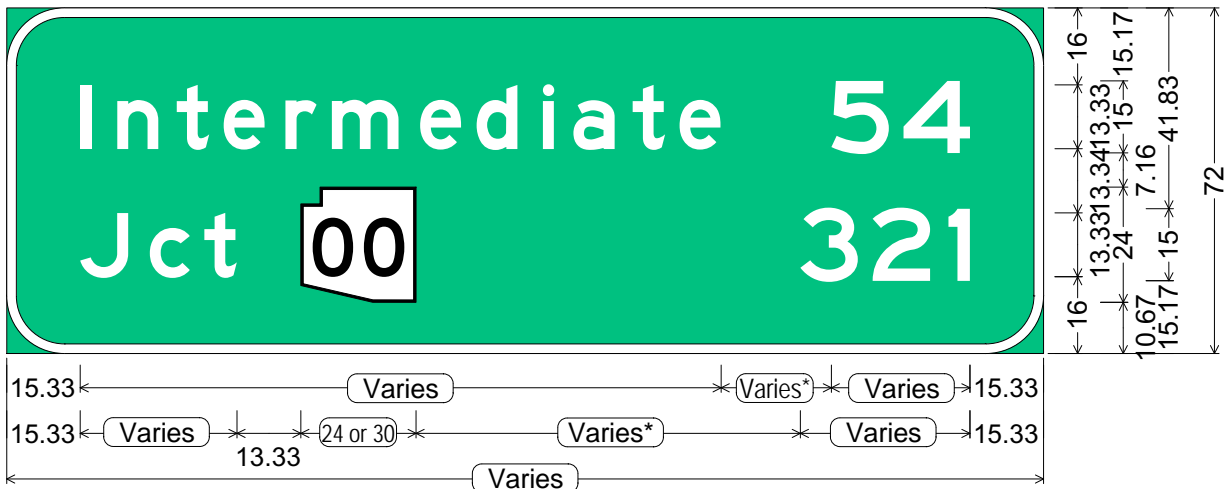
\* Adjust distance to set 15.33" spacing left and right to edge of panel.

Route shield on top line



D2-2 (freeway); 12.00" Radius, 2.00" Border, White on Green;  
"Jct" E; State Highway 00 M1-5c; "6" E; "Control City" E; "321" E;

Route shield on bottom line



D2-2 (freeway); 12.00" Radius, 2.00" Border, White on Green;  
"Intermediate" E; "54" E; "Jct" E; State Highway 00 M1-5c; "321" E;

ALL DIMENSIONS ARE IN INCHES



**COLORS:**

LEGEND & BORDER - WHITE (REFL)  
BACKGROUND - GREEN (REFL)

ARIZONA DEPARTMENT OF TRANSPORTATION  
TRAFFIC ENGINEERING GROUP

DRAWN:

R. C. MOEUR

DATE:

NOVEMBER / 2015

APPROVED:

SIGNATURE ON FILE

Sign width varies based on destination(s). Sign width varies in even foot increments.

If sign width is an issue, reduce edge or text spacing or use Series D.

CODE: D2-2

SIZE: VAR x 72"  
FREEWAY

\* Adjust distance to set 15.33" spacing left and right to edge of panel.

Urban - sequential exits



D2-2 (freeway); 12.00" Radius, 2.00" Border, White on Green;  
 "Alpha Ave" E; "1 1/4" E; "Bravo Blvd" E; "2 1/2" E;

Urban - streets grouped at single exit



D2-2 (freeway); 12.00" Radius, 2.00" Border, White on Green;  
 "Alpha Ave" E; "Bravo Blvd" E; "2 1/4" E;

ALL DIMENSIONS ARE IN INCHES



COLORS:

LEGEND & BORDER - WHITE (REFL)  
 BACKGROUND - GREEN (REFL)

ARIZONA DEPARTMENT OF TRANSPORTATION  
 TRAFFIC ENGINEERING GROUP

DRAWN:

R. C. MOEUR

DATE:

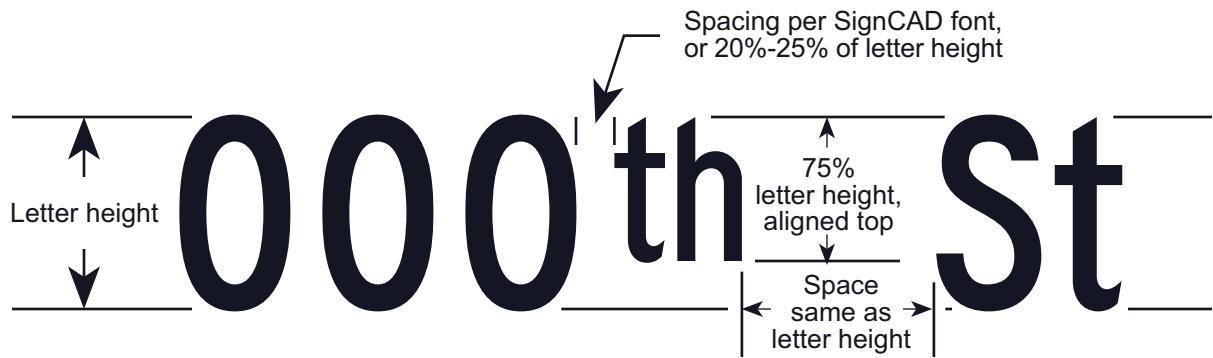
NOVEMBER / 2015

APPROVED:

SIGNATURE ON FILE

# STREET NAME SUFFIX DETAIL

Letter series shall be as specified in the MOAS or plans.



Note: exceptions may be made on specific signs, such as the D3 series of signs. On those signs, use the suffix size and spacing shown in the MOAS drawing.

ALL DIMENSIONS ARE IN INCHES



ARIZONA DEPARTMENT OF TRANSPORTATION  
TRAFFIC ENGINEERING GROUP

DRAWN:

R. C. MOEUR

DATE:

NOVEMBER / 2015

APPROVED:

SIGNATURE ON FILE