

Sign width varies based on destination(s). Sign width varies in even foot increments.

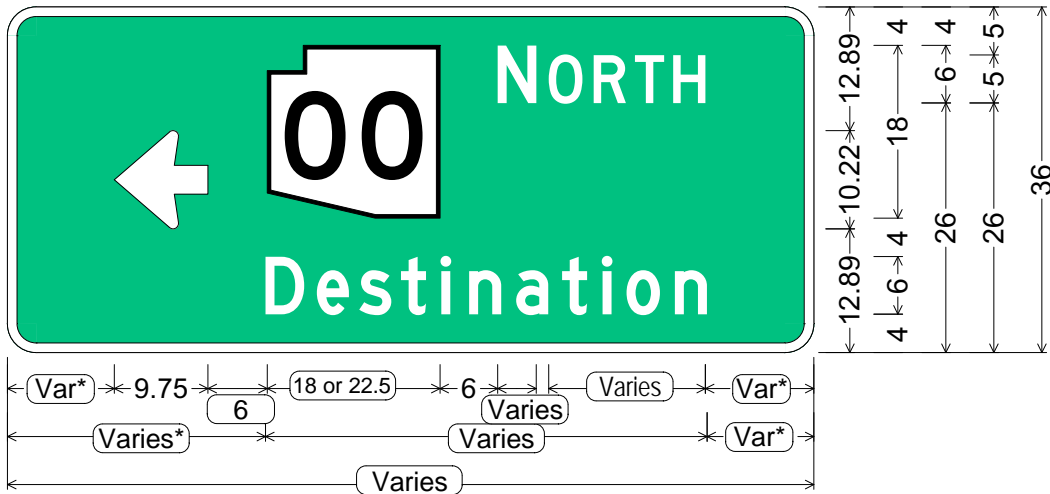
If sign width is an issue, reduce edge or text spacing or use Series C.

On multi-line signs, horizontally center destination text groupings relative to one another.

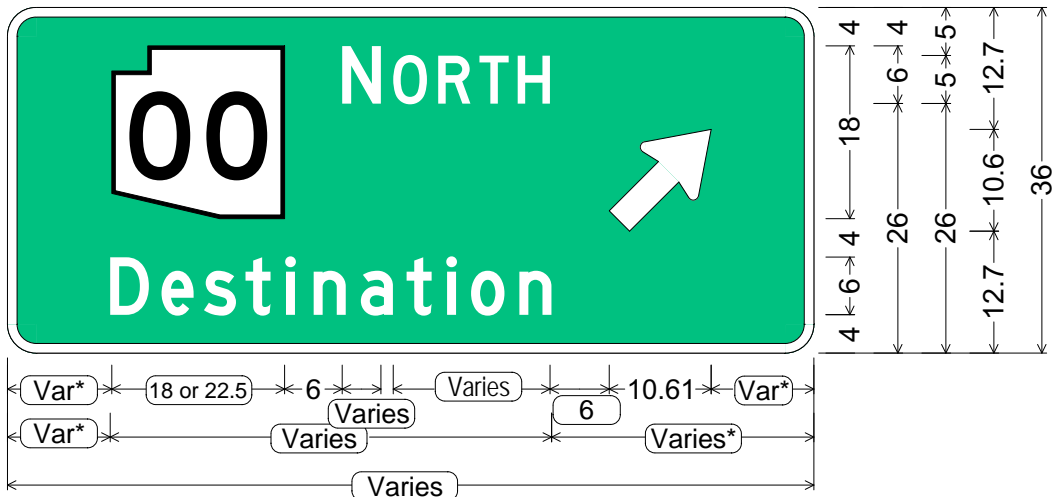
* Center entire legend package (shields, text, arrow) horizontally on each panel or sub-panel.

CODE: D1-105a

SIZE: VAR x 36"
STANDARD



D1-105a (conventional road);
3.00" Radius, 1.00" Border, White on Green;
Arrow 6" Type D3 - 180°; State Highway 00 M1-5c;
"NORTH" D; "Destination" D;



D1-105a (conventional road);
3.00" Radius, 1.00" Border, White on Green;
State Highway 00 M1-5c; "NORTH" D; "Destination" D;
Arrow 6" Type D2 - 45°;

ALL DIMENSIONS ARE IN INCHES



COLORS:

LEGEND & BORDER - WHITE (REFL)
BACKGROUND - GREEN (REFL)

ARIZONA DEPARTMENT OF TRANSPORTATION
TRAFFIC ENGINEERING GROUP

DRAWN:

R. C. MOEUR

DATE:

NOVEMBER / 2015

APPROVED:

SIGNATURE ON FILE

Sign width varies based on destination(s). Sign width varies in even foot increments.

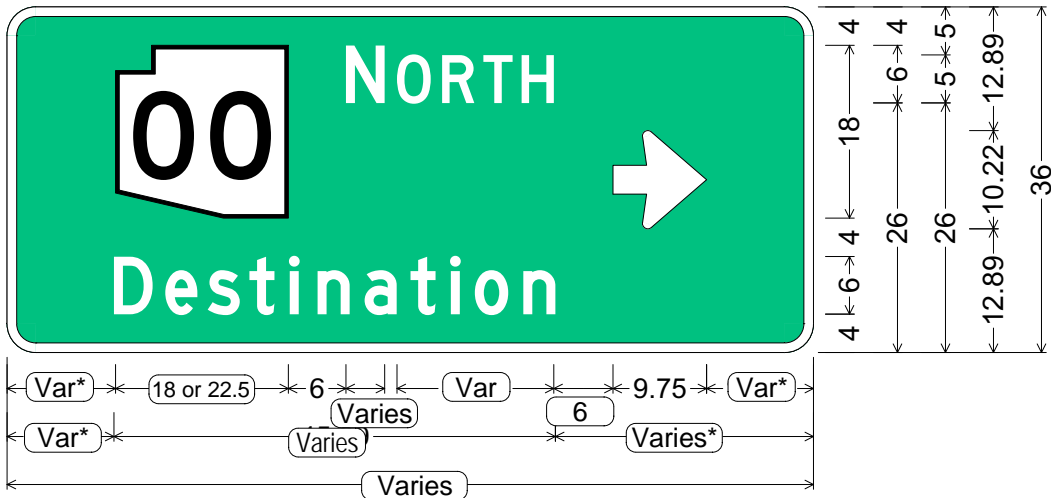
If sign width is an issue, reduce edge or text spacing or use Series C.

On multi-line signs, horizontally center destination text groupings relative to one another.

* Center entire legend package (shields, text, arrow) horizontally on each panel or sub-panel.

CODE: D1-105a

SIZE: VAR x 36"
STANDARD

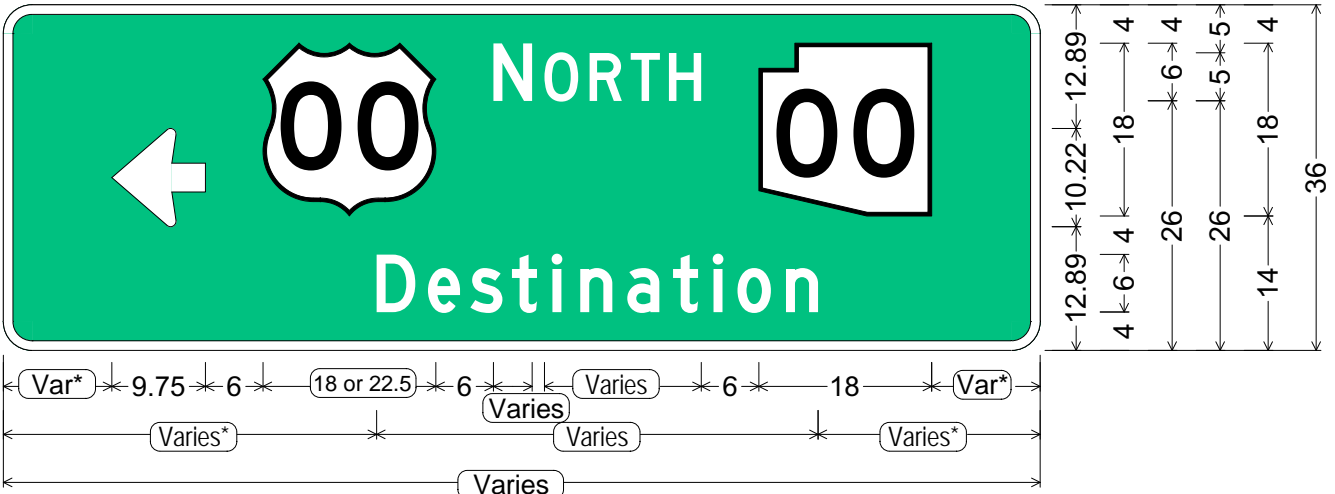


D1-105a (conventional road);

3.00" Radius, 1.00" Border, White on Green;

State Highway 00 M1-5c; "NORTH" D; "Destination" D;

Arrow 6" Type D3 - 0°;



D1-105a (conventional road); 3.00" Radius, 1.00" Border, White on Green;

Arrow 6" Type D3 - 180°; US 00 M1-4c; "NORTH" D;

State Highway 00 M1-5c; "Destination" D;

ALL DIMENSIONS ARE IN INCHES



COLORS:

LEGEND & BORDER - WHITE (REFL)
BACKGROUND - GREEN (REFL)

ARIZONA DEPARTMENT OF TRANSPORTATION
TRAFFIC ENGINEERING GROUP

DRAWN:
R. C. MOEUR

DATE:
NOVEMBER / 2015

APPROVED:
SIGNATURE ON FILE

Sign width varies based on destination(s). Sign width varies in even foot increments.

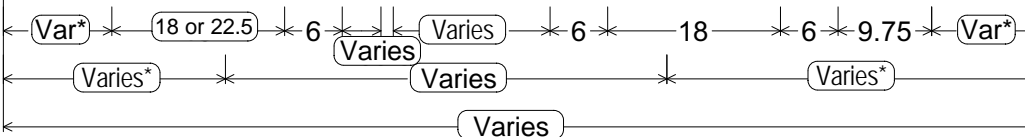
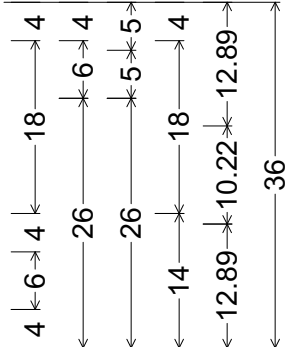
If sign width is an issue, reduce edge or text spacing or use Series C.

On multi-line signs, horizontally center destination text groupings relative to one another.

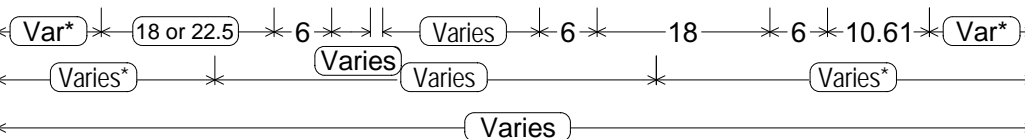
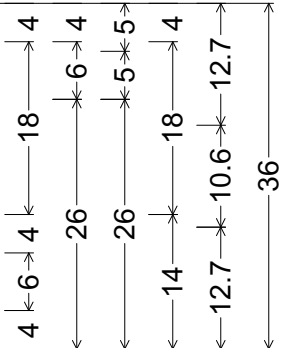
* Center entire legend package (shields, text, arrow) horizontally on each panel or sub-panel.

CODE: D1-105a

SIZE: VAR x 36"
STANDARD



D1-105a (conventional road); 3.00" Radius, 1.00" Border, White on Green;
US 00 M1-4c; "NORTH" D; State Highway 00 M1-5c; "Destination" D;
Arrow 6" Type D3 - 0°;



D1-105a (conventional road); 3.00" Radius, 1.00" Border, White on Green;
US 00 M1-4c; "NORTH" D; State Highway 00 M1-5c; "Destination" D;
Arrow 6" Type D2 - 45°;

ALL DIMENSIONS ARE IN INCHES



COLORS:
LEGEND & BORDER - WHITE (REFL)
BACKGROUND - GREEN (REFL)

ARIZONA DEPARTMENT OF TRANSPORTATION
TRAFFIC ENGINEERING GROUP

DRAWN: R. C. MOEUR DATE: NOVEMBER / 2015

APPROVED: SIGNATURE ON FILE

Sign width varies based on destination(s). Sign width varies in even foot increments.

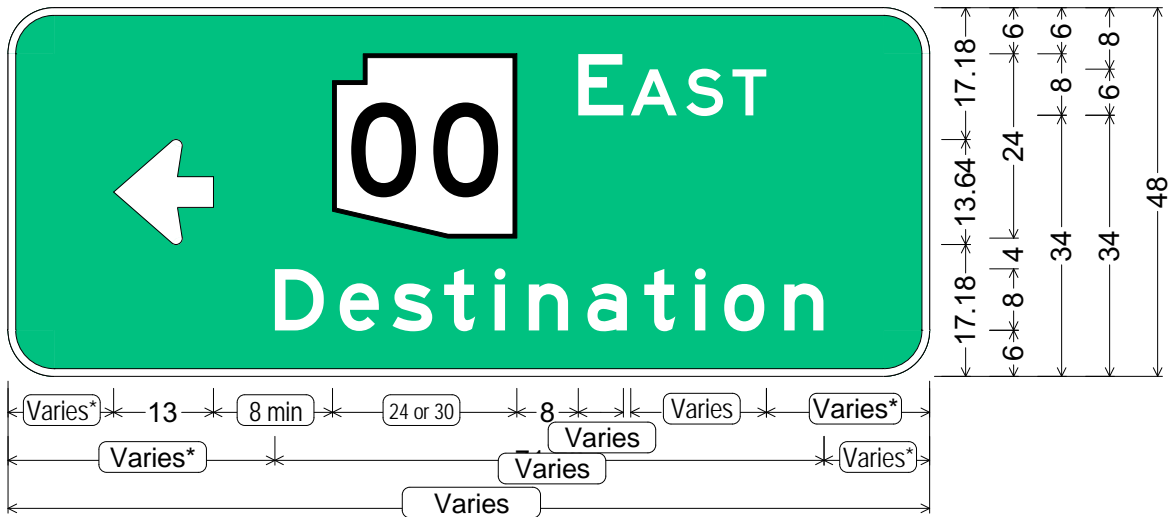
If sign width is an issue, reduce edge or text spacing or use Series D.

On multi-line signs, horizontally center destination text groupings relative to one another.

* Center entire legend package (shields, text, arrow) horizontally on each panel or sub-panel.

CODE: D1-105a

SIZE: VAR x 48"
RAMP-XRD

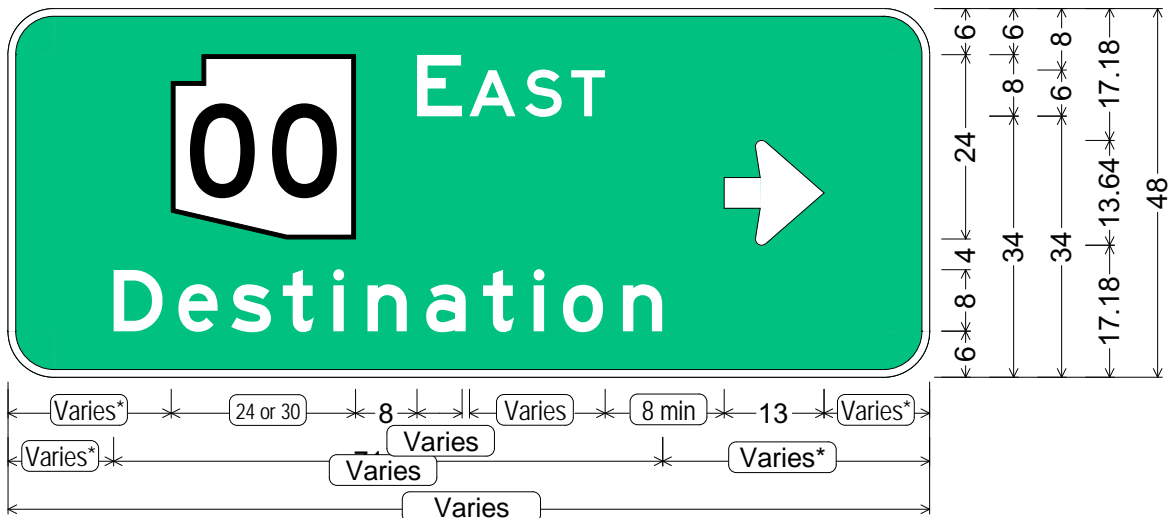


D1-105a (ramp-crossroad);

6.00" Radius, 1.00" Border, White on Green;

Arrow 8" Type D3 - 180°; State Highway 00 M1-5c; "EAST" E;

"Destination" E;



D1-105a (ramp-crossroad);

6.00" Radius, 1.00" Border, White on Green;

State Highway 00 M1-5c; "EAST" E; "Destination" E;

Arrow 8" Type D3 - 0°;

ALL DIMENSIONS ARE IN INCHES



COLORS:

LEGEND & BORDER - WHITE (REFL)
BACKGROUND - GREEN (REFL)

ARIZONA DEPARTMENT OF TRANSPORTATION
TRAFFIC ENGINEERING GROUP

DRAWN:

R. C. MOEUR

DATE:

NOVEMBER / 2015

APPROVED:

SIGNATURE ON FILE

Sign width varies based on destination(s). Sign width varies in even foot increments.

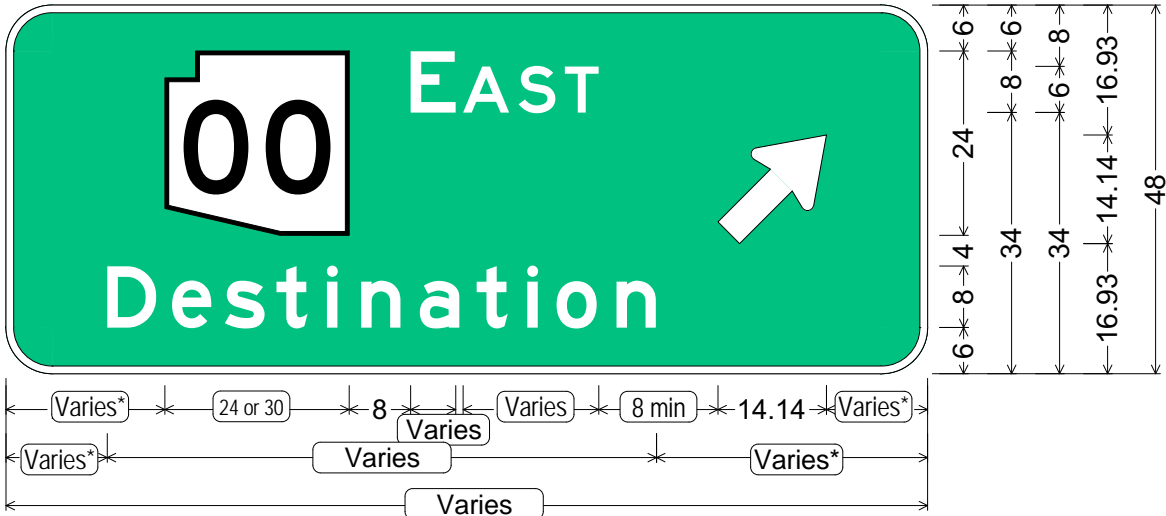
If sign width is an issue, reduce edge or text spacing or use Series D.

On multi-line signs, horizontally center destination text groupings relative to one another.

* Center entire legend package (shields, text, arrow) horizontally on each panel or sub-panel.

CODE: D1-105a

SIZE: VAR x 48"
RAMP-XRD

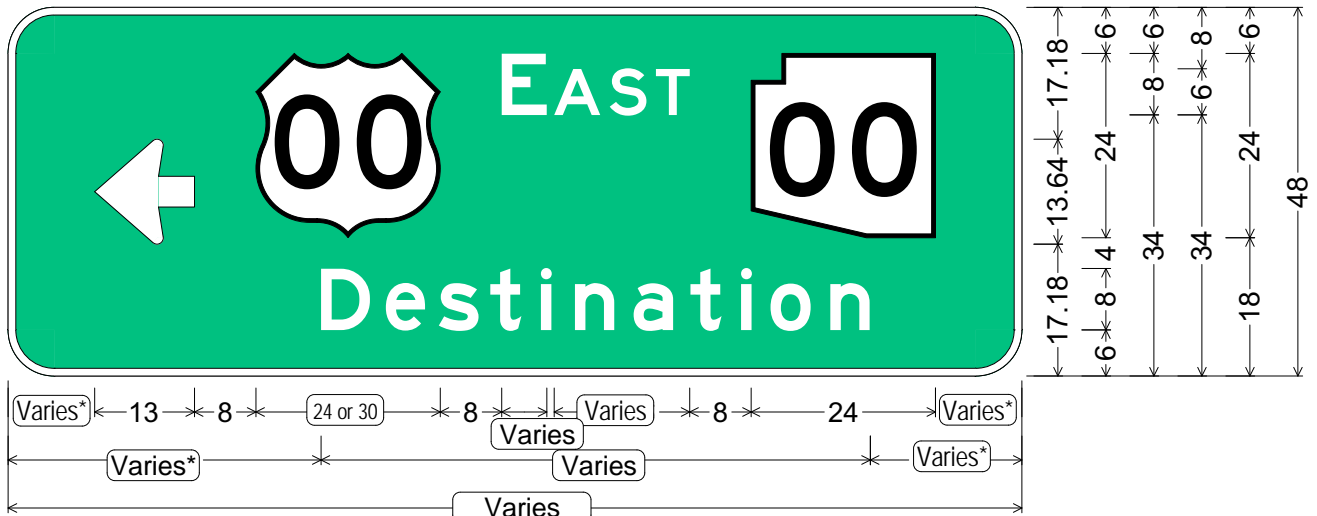


D1-105a (ramp-crossroad);

6.00" Radius, 1.00" Border, White on Green;

State Highway 00 M1-5c; "EAST" E; "Destination" E;

Arrow 8" Type D2 - 45°;



D1-105a (ramp-crossroad); 6.00" Radius, 1.00" Border, White on Green;

Arrow 8" Type D3 - 180°; US 00 M1-4c; "EAST" E;

State Highway 00 M1-5c; "Destination" E;

ALL DIMENSIONS ARE IN INCHES



COLORS:

LEGEND & BORDER - WHITE (REFL)

BACKGROUND - GREEN (REFL)

ARIZONA DEPARTMENT OF TRANSPORTATION
TRAFFIC ENGINEERING GROUP

DRAWN:

R. C. MOEUR

DATE:

NOVEMBER / 2015

APPROVED:

SIGNATURE ON FILE

Sign width varies based on destination(s). Sign width varies in even foot increments.

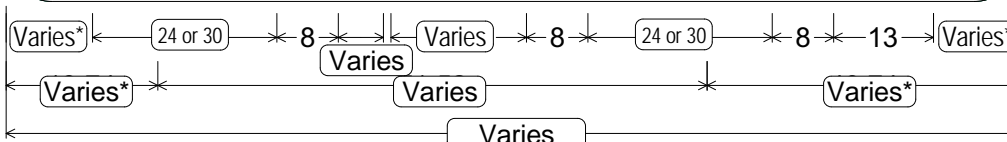
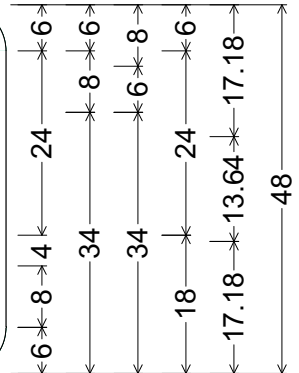
If sign width is an issue, reduce edge or text spacing or use Series D.

On multi-line signs, horizontally center destination text groupings relative to one another.

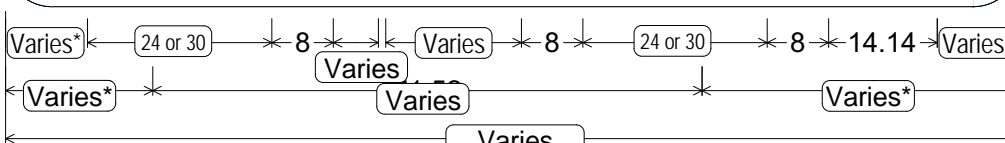
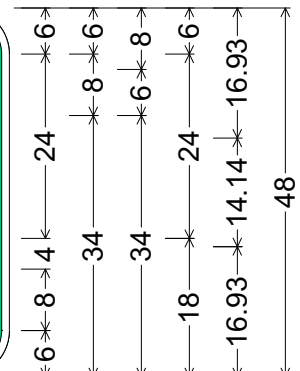
* Center entire legend package (shields, text, arrow) horizontally on each panel or sub-panel.

CODE: D1-105a

SIZE: VAR x 48"
RAMP-XRD



D1-105a (ramp-crossroad); 6.00" Radius, 1.00" Border, White on Green;
US 00 M1-4c; "EAST" E; State Highway 00 M1-5c; "Destination" E;
Arrow 8" Type D3 - 0°;



D1-105a (ramp-crossroad); 6.00" Radius, 1.00" Border, White on Green;
US 00 M1-4c; "EAST" E; State Highway 00 M1-5c; "Destination" E;
Arrow 8" Type D2 - 45°;

ALL DIMENSIONS ARE IN INCHES



COLORS:
LEGEND & BORDER - WHITE (REFL)
BACKGROUND - GREEN (REFL)

ARIZONA DEPARTMENT OF TRANSPORTATION
TRAFFIC ENGINEERING GROUP

DRAWN: R. C. MOEUR DATE: NOVEMBER / 2015

APPROVED: SIGNATURE ON FILE

Sign width varies based on destination(s). Sign width varies in even foot increments.

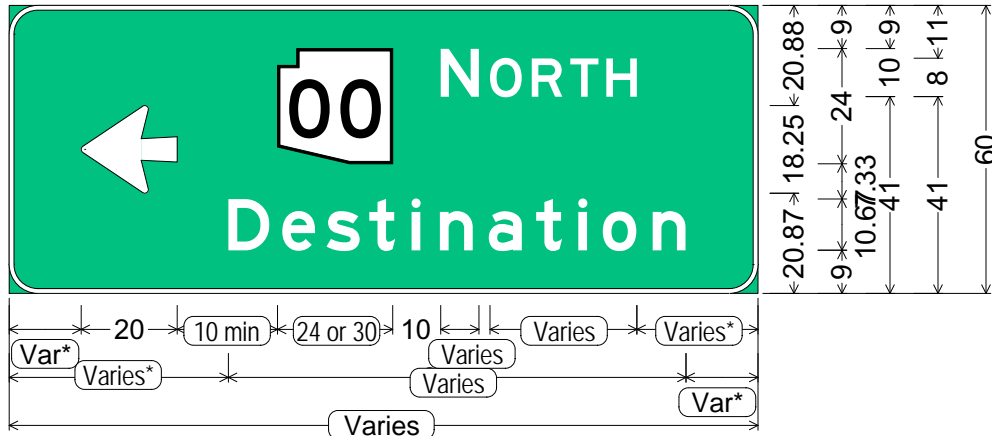
If sign width is an issue, reduce edge or text spacing or use Series D.

On multi-line signs, horizontally center destination text groupings relative to one another.

* Center entire legend package (shields, text, arrow) horizontally on each panel or sub-panel.

CODE: D1-105a

SIZE: VAR x 60"
EXPRESSWAY

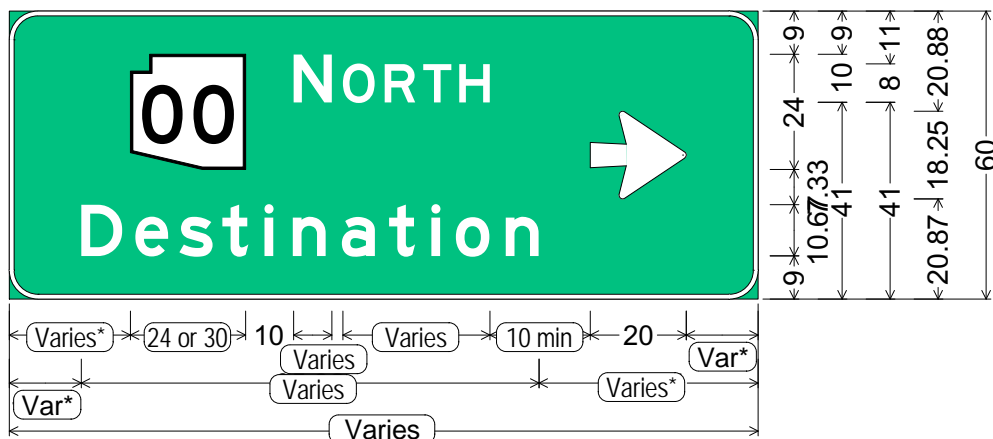


D1-105a (expressway);

6.00" Radius, 1.00" Border, White on Green;

Arrow 10-13.33 Type B - 20.00" 180°;

State Highway 00 M1-5c; "NORTH" E; "Destination" E;



D1-105a (expressway);

6.00" Radius, 1.00" Border, White on Green;

State Highway 00 M1-5c; "NORTH" E; "Destination" E;

Arrow 10-13.33 Type B - 20.00" 0°;

ALL DIMENSIONS ARE IN INCHES



COLORS:

LEGEND & BORDER - WHITE (REFL)
BACKGROUND - GREEN (REFL)

ARIZONA DEPARTMENT OF TRANSPORTATION
TRAFFIC ENGINEERING GROUP

DRAWN:

R. C. MOEUR

DATE:

NOVEMBER / 2015

APPROVED:

SIGNATURE ON FILE

Sign width varies based on destination(s). Sign width varies in even foot increments.

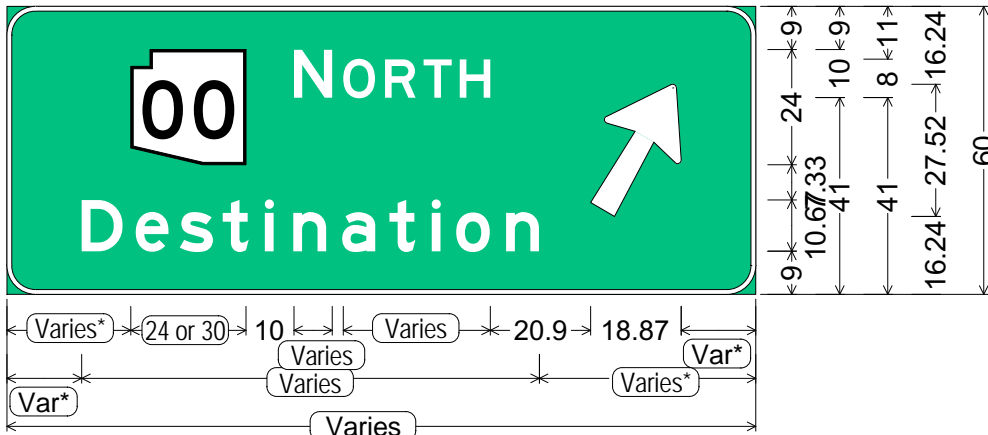
If sign width is an issue, reduce edge or text spacing or use Series D.

On multi-line signs, horizontally center destination text groupings relative to one another.

* Center entire legend package (shields, text, arrow) horizontally on each panel or sub-panel.

CODE: D1-105a

SIZE: VAR x 60"
EXPRESSWAY

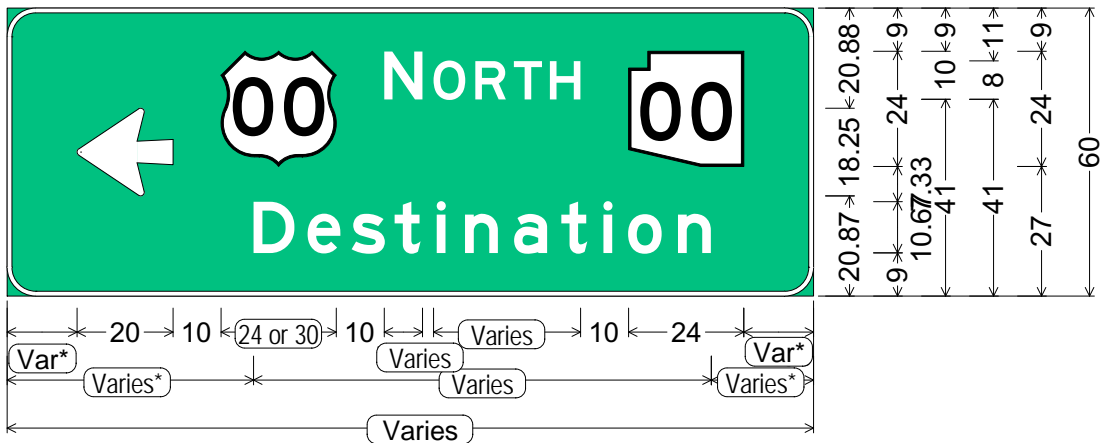


D1-105a (expressway);

6.00" Radius, 1.00" Border, White on Green;

State Highway 00 M1-5c; "NORTH" E; "Destination" E;

Arrow 10-13.33 Type A - 30.00" 60°;



D1-105a (expressway);

6.00" Radius, 1.00" Border, White on Green;

Arrow 10-13.33 Type B - 20.00" 180°; US 00 M1-4c;

"NORTH" E; State Highway 00 M1-5c; "Destination" E;

ALL DIMENSIONS ARE IN INCHES



COLORS:

LEGEND & BORDER - WHITE (REFL)
BACKGROUND - GREEN (REFL)

ARIZONA DEPARTMENT OF TRANSPORTATION
TRAFFIC ENGINEERING GROUP

DRAWN:

R. C. MOEUR

DATE:

NOVEMBER / 2015

APPROVED:

SIGNATURE ON FILE

Sign width varies based on destination(s). Sign width varies in even foot increments.

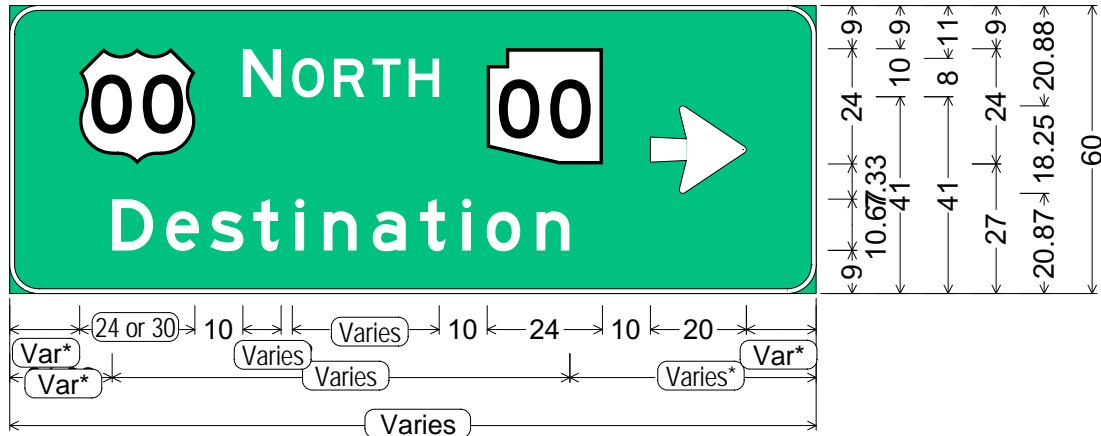
If sign width is an issue, reduce edge or text spacing or use Series D.

On multi-line signs, horizontally center destination text groupings relative to one another.

* Center entire legend package (shields, text, arrow) horizontally on each panel or sub-panel.

CODE: D1-105a

SIZE: VAR x 60"
EXPRESSWAY

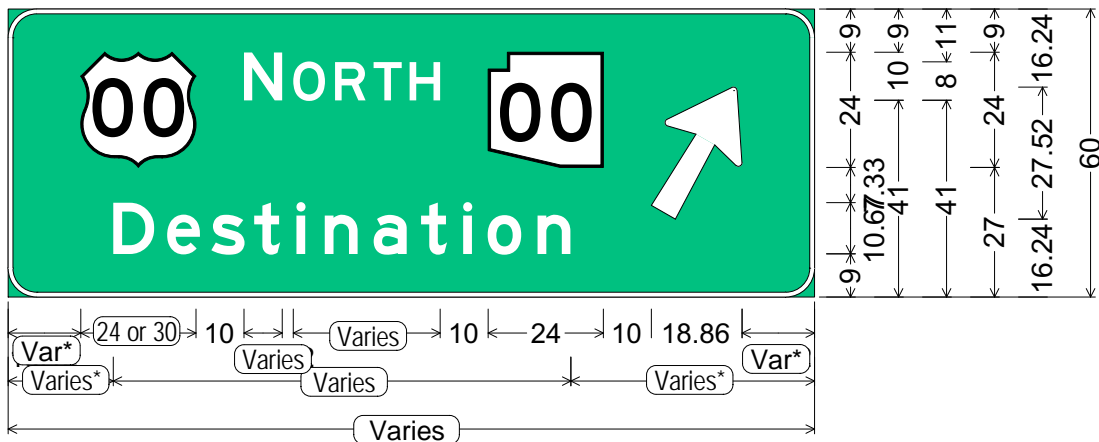


D1-105a (expressway);

6.00" Radius, 1.00" Border, White on Green;

US 00 M1-4c; "NORTH" E; State Highway 00 M1-5c;

"Destination" E; Arrow 10-13.33 Type B - 20.00" 0°;



D1-105a (expressway);

6.00" Radius, 1.00" Border, White on Green;

US 00 M1-4c; "NORTH" E; State Highway 00 M1-5c;

"Destination" E; Arrow 10-13.33 Type A - 30.00" 60°;

ALL DIMENSIONS ARE IN INCHES



COLORS:

LEGEND & BORDER - WHITE (REFL)
BACKGROUND - GREEN (REFL)

ARIZONA DEPARTMENT OF TRANSPORTATION
TRAFFIC ENGINEERING GROUP

DRAWN:

R. C. MOEUR

DATE:

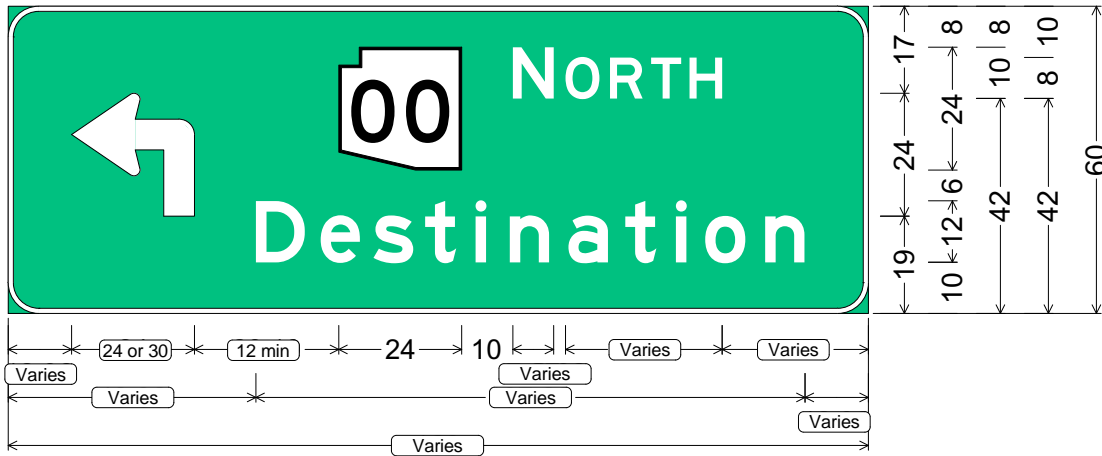
NOVEMBER / 2015

APPROVED:

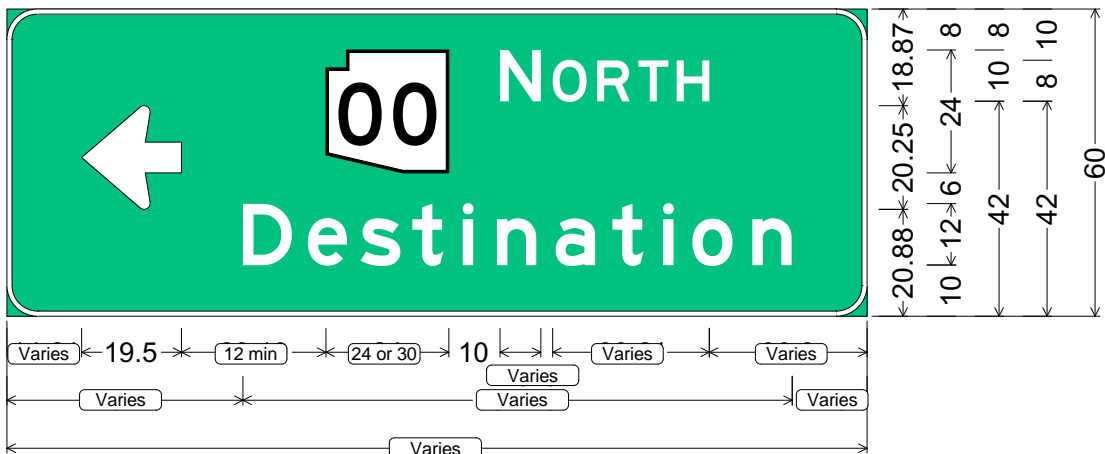
SIGNATURE ON FILE

CODE: D1-105a

SIZE: VAR x 60"
OVERHEAD



D1-105a (overhead); 6.00" Radius, 1.00" Border, White on Green;
90 Deg Advance Turn Arrow 24.00" X 24.00";
State Highway 00 M1-5c; "NORTH" E; "Destination" E;



D1-105a (overhead); 6.00" Radius, 1.00" Border, White on Green;
Arrow 12" Type D3 - 19.50" 180°; State Highway 00 M1-5c;
"NORTH" E; "Destination" E;

ALL DIMENSIONS ARE IN INCHES



COLORS:

LEGEND & BORDER - WHITE (REFL)
BACKGROUND - GREEN (REFL)

ARIZONA DEPARTMENT OF TRANSPORTATION
TRAFFIC ENGINEERING GROUP

DRAWN:

R. C. MOEUR

DATE:

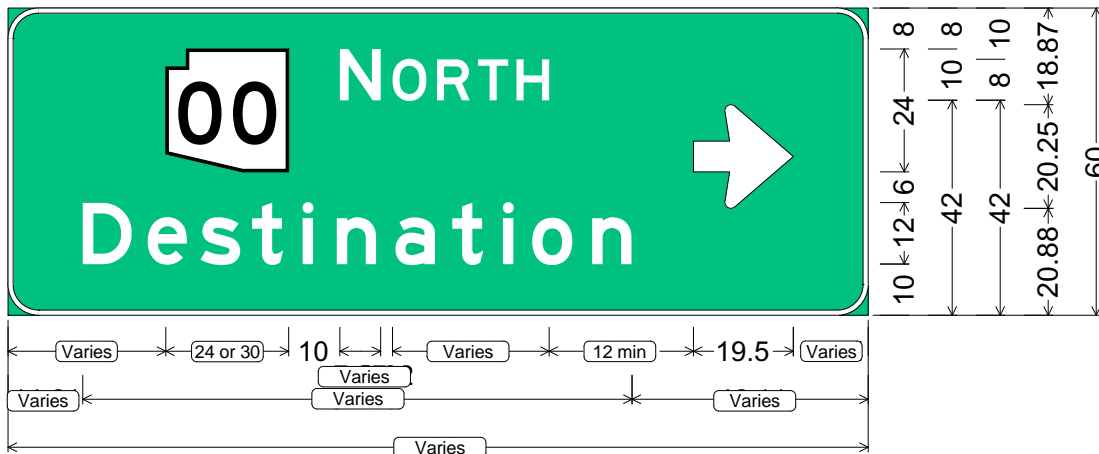
NOVEMBER / 2015

APPROVED:

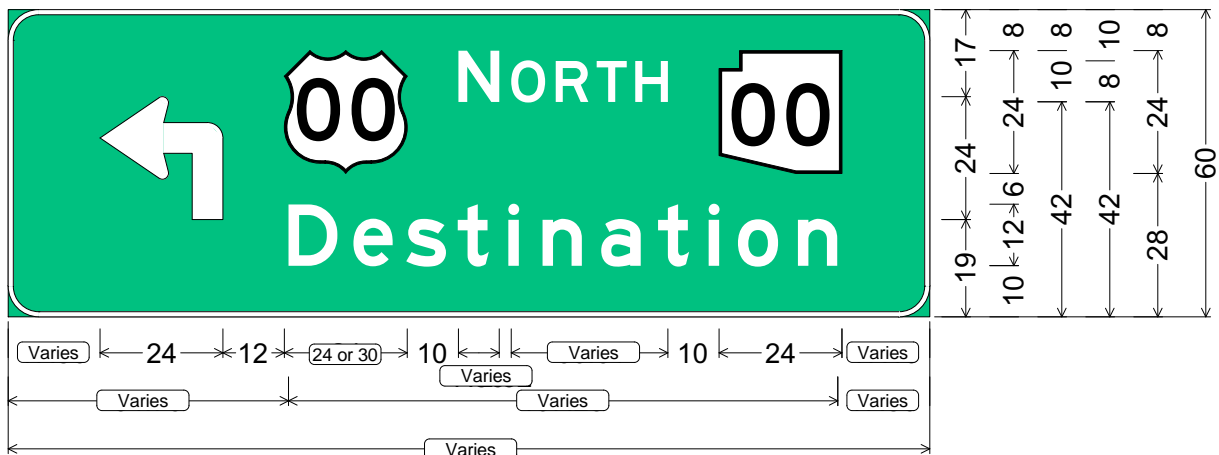
SIGNATURE ON FILE

CODE: D1-105a

SIZE: VAR x 60"
OVERHEAD



D1-105a (overhead); 6.00" Radius, 1.00" Border, White on Green;
State Highway 00 M1-5c; "NORTH" E; "Destination" E;
Arrow 12" Type D3 - 19.50" 0°;



D1-105a (overhead); 6.00" Radius, 1.00" Border, White on Green;
90 Deg Advance Turn Arrow 24.00" X 24.00"; US 00 M1-4c;
"NORTH" E; State Highway 00 M1-5c; "Destination" E;

ALL DIMENSIONS ARE IN INCHES



COLORS:

LEGEND & BORDER - WHITE (REFL)
BACKGROUND - GREEN (REFL)

ARIZONA DEPARTMENT OF TRANSPORTATION
TRAFFIC ENGINEERING GROUP

DRAWN:

R. C. MOEUR

DATE:

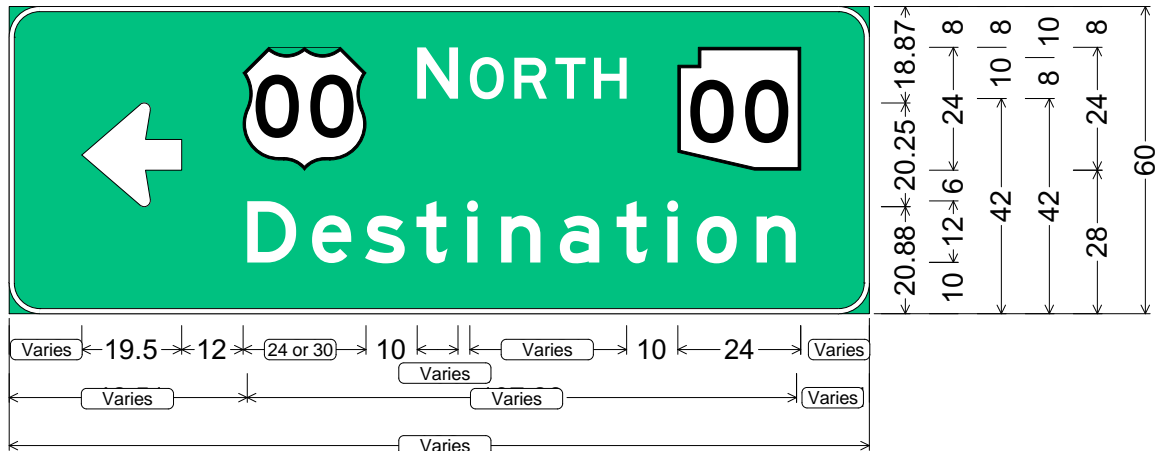
NOVEMBER / 2015

APPROVED:

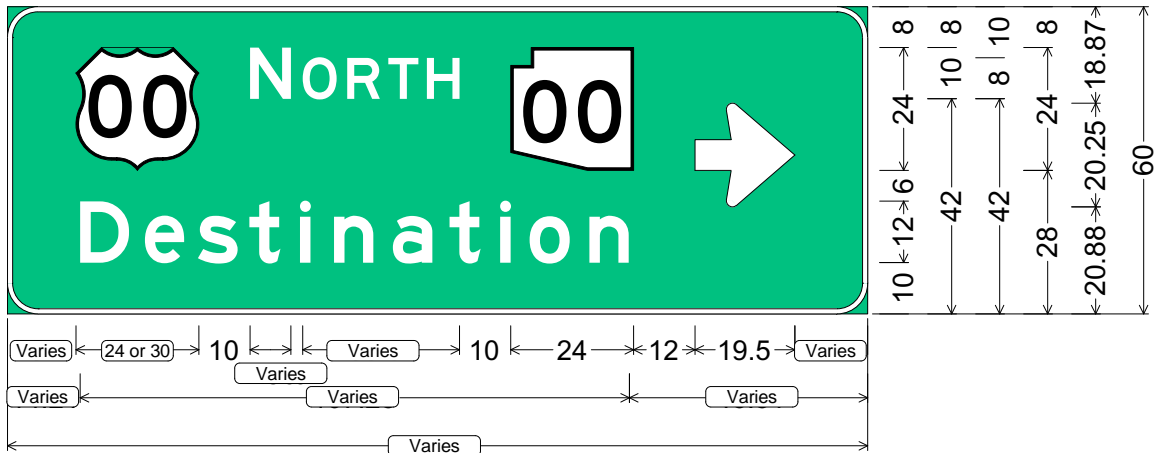
SIGNATURE ON FILE

CODE: D1-105a

SIZE: VAR x 60"
OVERHEAD



D1-105a (overhead); 6.00" Radius, 1.00" Border, White on Green;
Arrow 12" Type D3 - 19.50" 180°; US 00 M1-4c; "NORTH" E;
State Highway 00 M1-5c; "Destination" E;



D1-105a (overhead); 6.00" Radius, 1.00" Border, White on Green;
US 00 M1-4c; "NORTH" E; State Highway 00 M1-5c;
"Destination" E; Arrow 12" Type D3 - 19.50" 0°;

ALL DIMENSIONS ARE IN INCHES



COLORS:

LEGEND & BORDER - WHITE (REFL)
BACKGROUND - GREEN (REFL)

ARIZONA DEPARTMENT OF TRANSPORTATION
TRAFFIC ENGINEERING GROUP

DRAWN:

R. C. MOEUR

DATE:

NOVEMBER / 2015

APPROVED:

SIGNATURE ON FILE