

Sign width varies based on destination(s). Sign width varies in even foot increments.

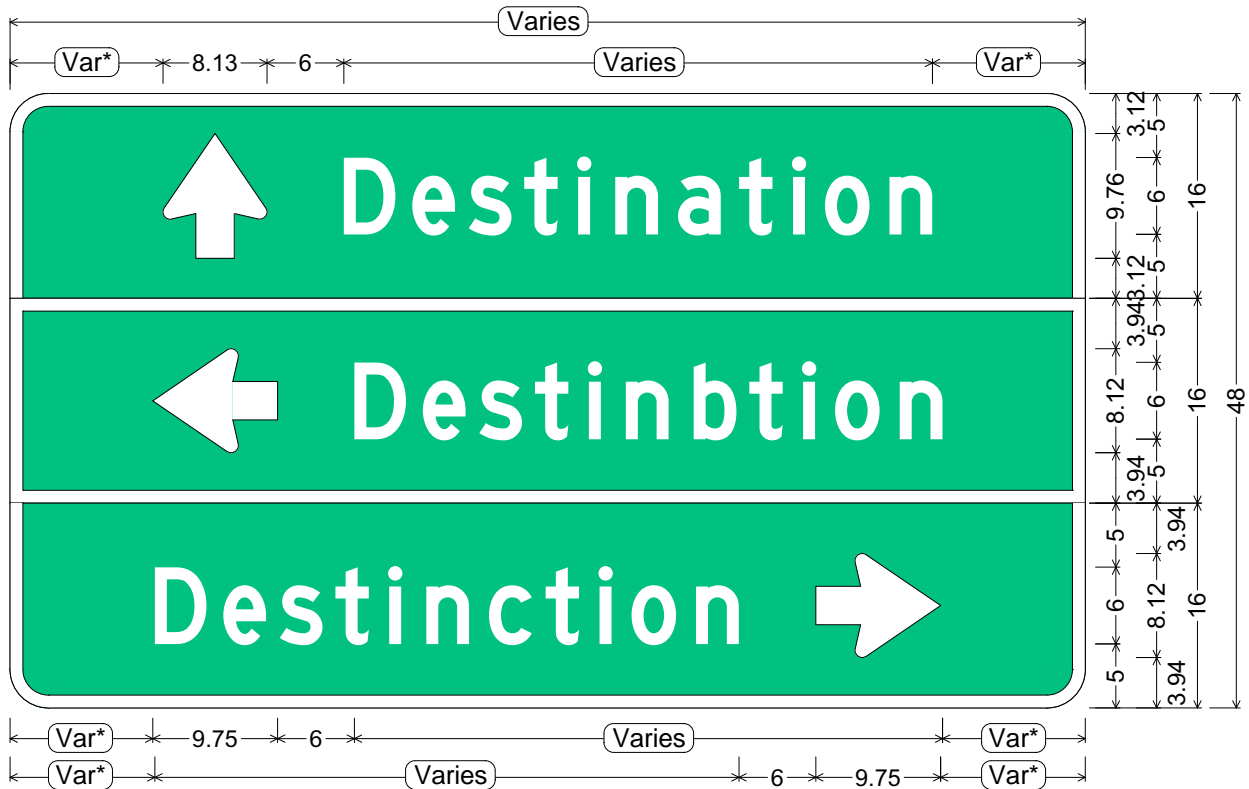
If sign width is an issue, reduce edge or text spacing or use Series C.

On multi-line signs, horizontally center destination text groupings relative to one another.

* Center entire legend package (shields, text, arrow) horizontally on each panel or sub-panel.

CODE: D1-3

SIZE: VAR x 48"
STANDARD



- D1-3 (conventional road);
- 3.00" Radius, 1.00" Border, White on Green;
- Arrow 6" Type D1 - 90°; "Destination" D;
- 3.00" Radius, 1.00" Border, White on Green;
- Arrow 6" Type D1 - 180°; "Destinbtion" D;
- 3.00" Radius, 1.00" Border, White on Green;
- "Destinction" D; Arrow 6" Type D1 - 0°;

ALL DIMENSIONS ARE IN INCHES



COLORS:
LEGEND & BORDER - WHITE (REFL)
BACKGROUND - GREEN (REFL)

ARIZONA DEPARTMENT OF TRANSPORTATION
TRAFFIC ENGINEERING GROUP

DRAWN: R. C. MOEUR	DATE: NOVEMBER / 2015
-----------------------	--------------------------

APPROVED:
SIGNATURE ON FILE

Sign width varies based on destination(s). Sign width varies in even foot increments.

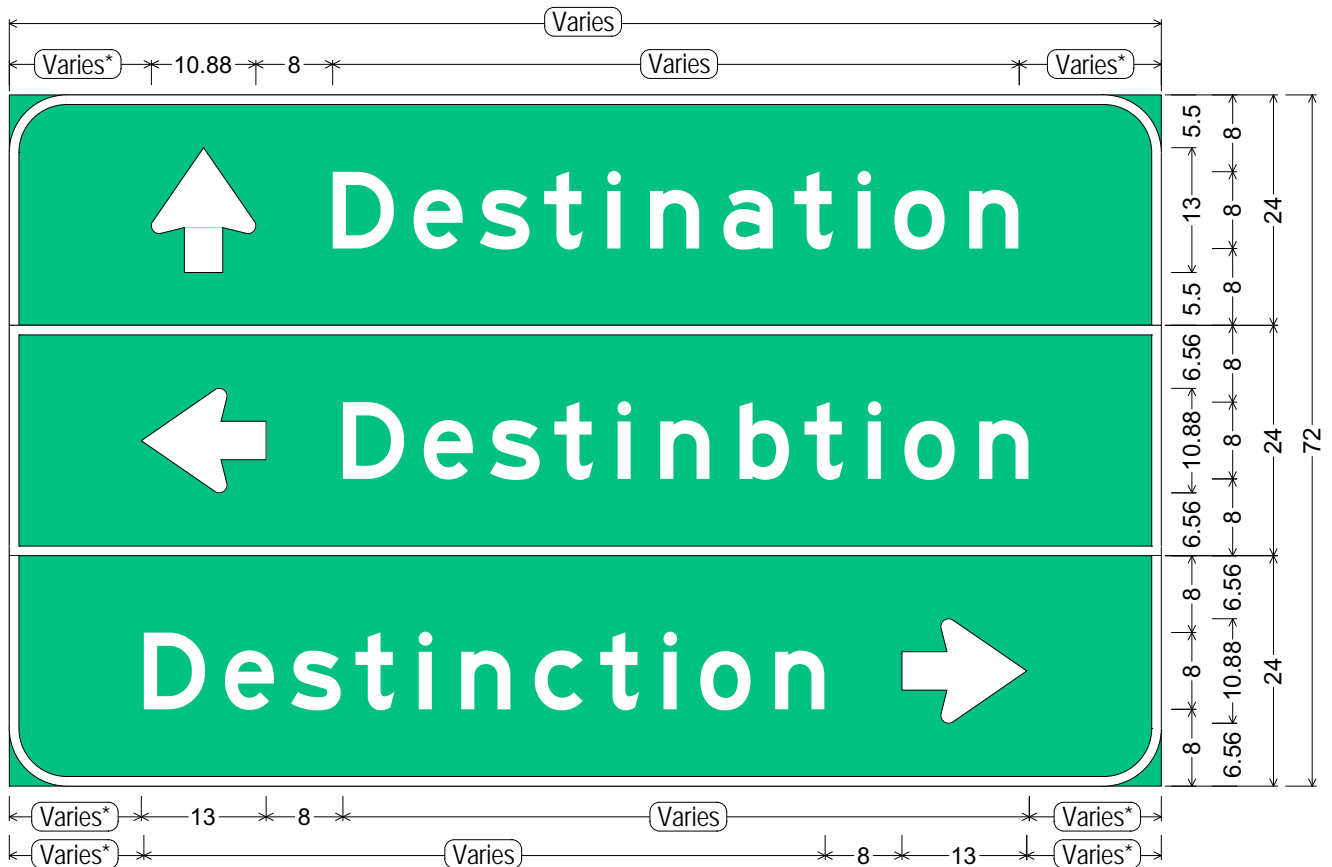
If sign width is an issue, reduce edge or text spacing or use Series D.

On multi-line signs, horizontally center destination text groupings relative to one another.

* Center entire legend package (shields, text, arrow) horizontally on each panel or sub-panel.

CODE: D1-3

SIZE: VAR x 72"
RAMP-XRD



D1-3 (ramp - crossroad);
 6.00" Radius, 1.00" Border, White on Green;
 Arrow 8" Type D1 - 90°; "Destination" E;
 6.00" Radius, 1.00" Border, White on Green;
 Arrow 8" Type D1 - 180°; "Destinbtion" E;
 6.00" Radius, 1.00" Border, White on Green;
 "Destinction" E; Arrow 8" Type D1 - 0°;

ALL DIMENSIONS ARE IN INCHES



COLORS:
 LEGEND & BORDER - WHITE (REFL)
 BACKGROUND - GREEN (REFL)

ARIZONA DEPARTMENT OF TRANSPORTATION
 TRAFFIC ENGINEERING GROUP

DRAWN: R. C. MOEUR DATE: NOVEMBER / 2015

APPROVED: SIGNATURE ON FILE

Sign width varies based on destination(s). Sign width varies in even foot increments.

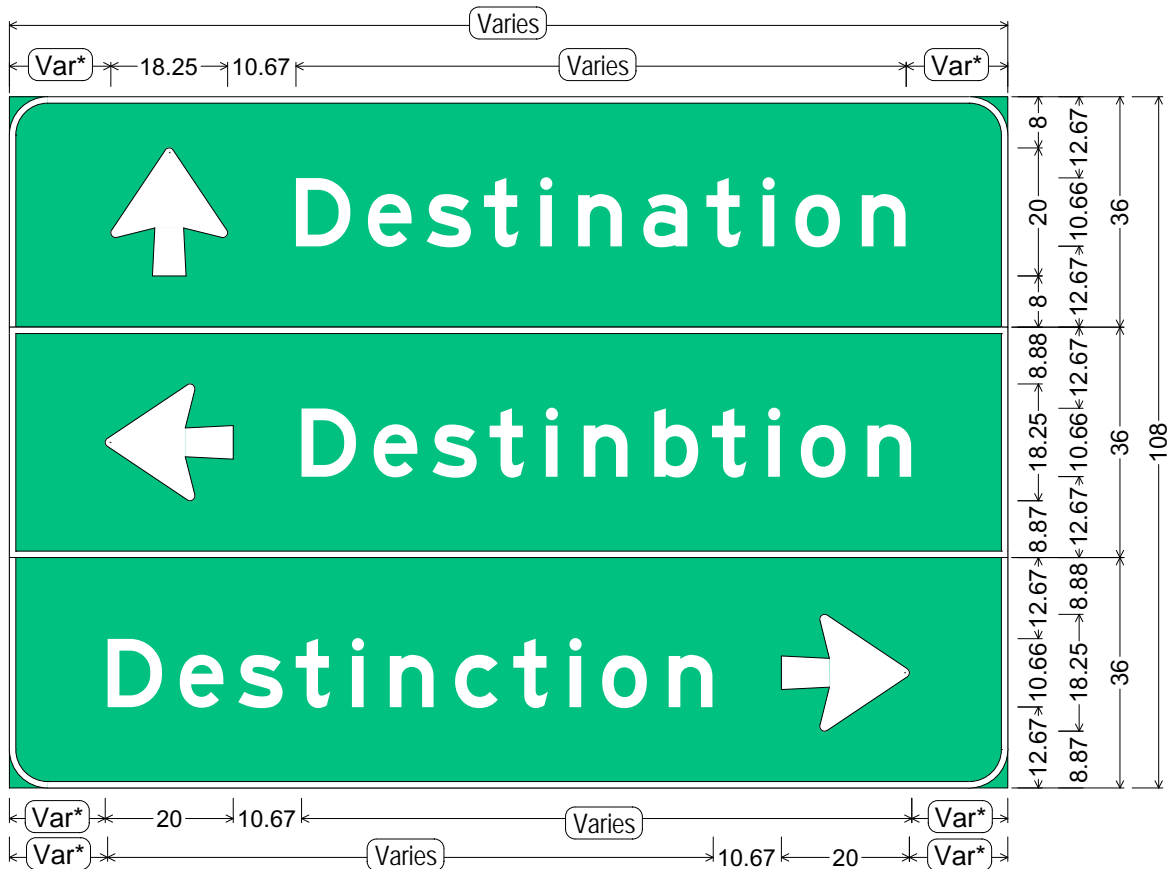
If sign width is an issue, reduce edge or text spacing or use Series D.

On multi-line signs, horizontally center destination text groupings relative to one another.

* Center entire legend package (shields, text, arrow) horizontally on each panel or sub-panel.

CODE: D1-3

SIZE: VAR x 108"
EXPRESSWAY



D1-3 (expressway);

6.00" Radius, 1.00" Border, White on Green;

Arrow 10-13.33 Type B - 20.00" 90°; "Destination" E;

6.00" Radius, 1.00" Border, White on Green;

Arrow 10-13.33 Type B - 20.00" 180°; "Destinbtion" E;

6.00" Radius, 1.00" Border, White on Green;

"Destinction" E; Arrow 10-13.33 Type B - 20.00" 0°;

ALL DIMENSIONS ARE IN INCHES



COLORS:

LEGEND & BORDER - WHITE (REFL)
BACKGROUND - GREEN (REFL)

ARIZONA DEPARTMENT OF TRANSPORTATION
TRAFFIC ENGINEERING GROUP

DRAWN:

R. C. MOEUR

DATE:

NOVEMBER / 2015

APPROVED:

SIGNATURE ON FILE

Sign width varies based on destination(s). Sign width varies in 6" increments.

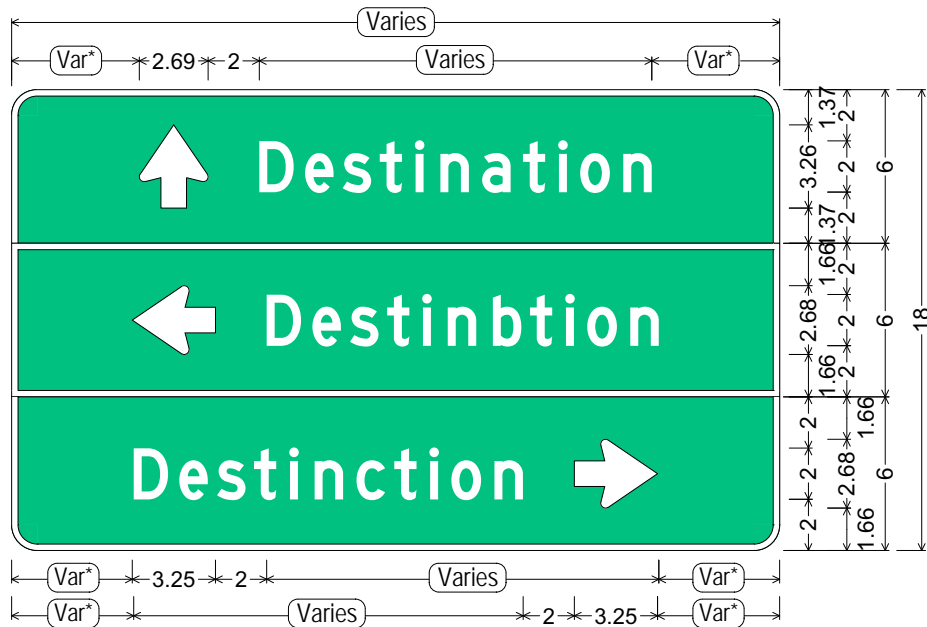
If sign width is an issue, reduce edge or text spacing or use Series C.

On multi-line signs, horizontally center destination text groupings relative to one another.

* Center entire legend package (shields, text, arrow) horizontally on each panel or sub-panel.

CODE: D1-3

SIZE: VAR x 18"
PATH



D1-3 (bikeway);

1.00" Radius, 0.25" Border, White on Green;

Arrow 2" Type D1 - 3.25" 90°; "Destination" D;

1.00" Radius, 0.25" Border, White on Green;

Arrow 2" Type D1 - 3.25" 180°; "Destinbtion" D;

1.00" Radius, 0.25" Border, White on Green;

"Destinction" D; Arrow 2" Type D1 - 3.25" 0°;

ALL DIMENSIONS ARE IN INCHES



COLORS:

LEGEND & BORDER - WHITE (REFL)

BACKGROUND - GREEN (REFL)

ARIZONA DEPARTMENT OF TRANSPORTATION
TRAFFIC ENGINEERING GROUP

DRAWN:

R. C. MOEUR

DATE:

NOVEMBER / 2015

APPROVED:

SIGNATURE ON FILE