

Sign width varies based on destination(s). Sign width varies in even foot increments.

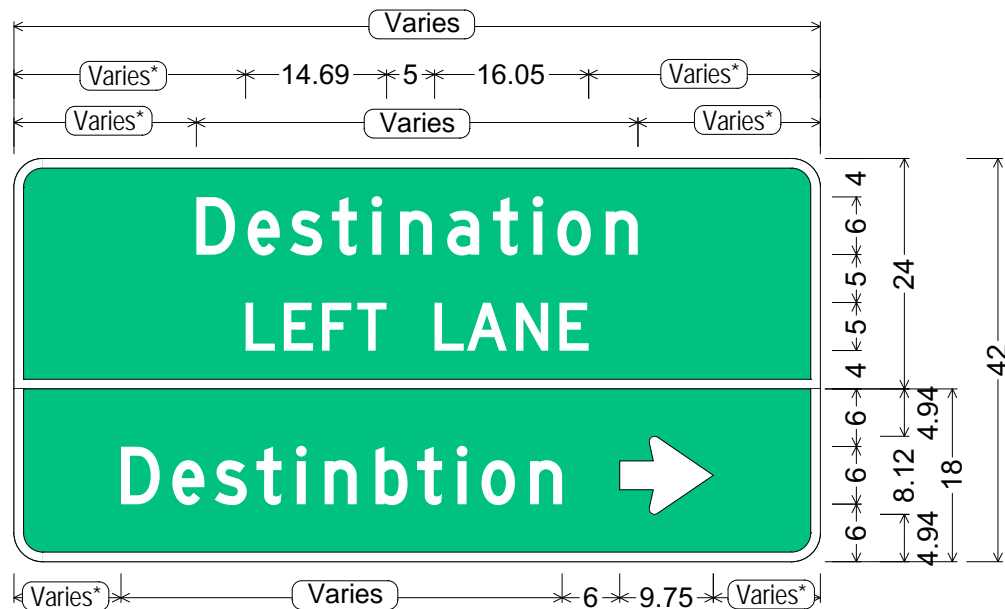
If sign width is an issue, reduce edge or text spacing or use Series C.

On multi-line signs, horizontally center destination text groupings relative to one another.

* Center entire legend package (shields, text, arrow) horizontally on each panel or sub-panel.

CODE: D1-2L

SIZE: VAR x 42"
STANDARD



D1-2L (conventional road);
 3.00" Radius, 1.00" Border, White on Green;
 "Destination" D; "LEFT LANE" D;
 3.00" Radius, 1.00" Border, White on Green;
 "Destinbtion" D; Arrow 6" Type D1 - 9.75" 0°;

ALL DIMENSIONS ARE IN INCHES



COLORS:
 LEGEND & BORDER - WHITE (REFL)
 BACKGROUND - GREEN (REFL)

ARIZONA DEPARTMENT OF TRANSPORTATION
 TRAFFIC ENGINEERING GROUP

DRAWN: R. C. MOEUR	DATE: NOVEMBER / 2015
-----------------------	--------------------------

APPROVED:
 SIGNATURE ON FILE

Sign width varies based on destination(s). Sign width varies in even foot increments.

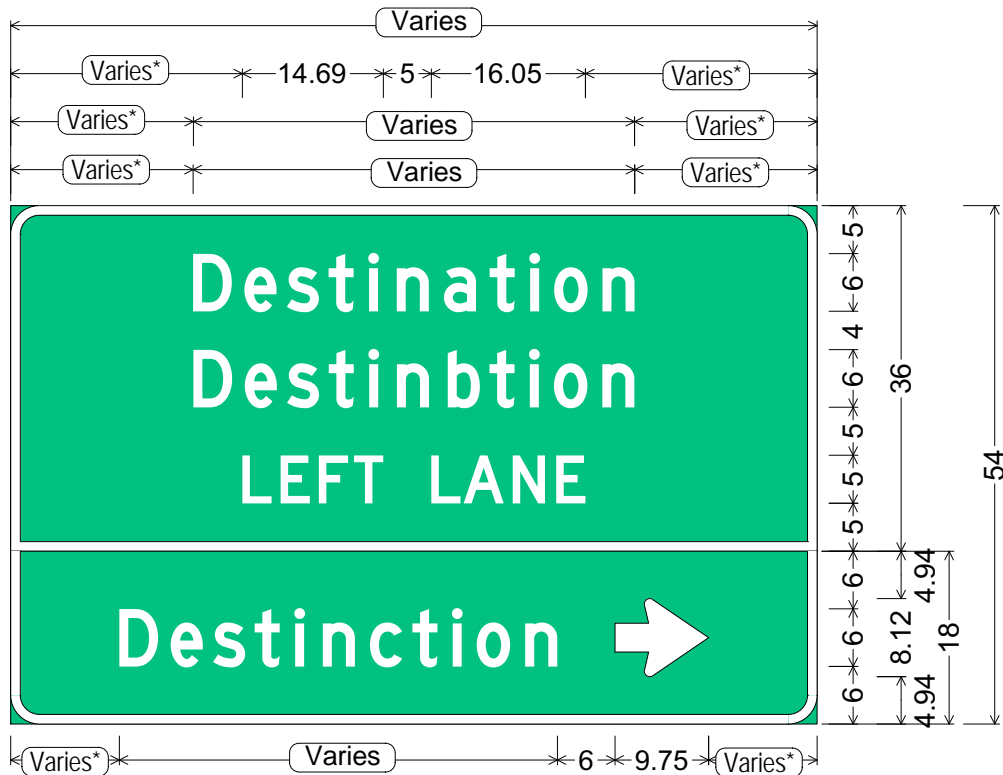
If sign width is an issue, reduce edge or text spacing or use Series C.

On multi-line signs, horizontally center destination text groupings relative to one another.

* Center entire legend package (shields, text, arrow) horizontally on each panel or sub-panel.

CODE: D1-2L

SIZE: VAR x 54"
STANDARD



D1-2L (conventional road);
 3.00" Radius, 1.00" Border, White on Green;
 "Destination" D; "Destinbtion" D; "LEFT LANE" D;
 3.00" Radius, 1.00" Border, White on Green;
 "Destinction" D; Arrow 6" Type D1 - 0°;

ALL DIMENSIONS ARE IN INCHES



COLORS:

LEGEND & BORDER - WHITE (REFL)
 BACKGROUND - GREEN (REFL)

ARIZONA DEPARTMENT OF TRANSPORTATION
 TRAFFIC ENGINEERING GROUP

DRAWN:

R. C. MOEUR

DATE:

NOVEMBER / 2015

APPROVED:

SIGNATURE ON FILE

Sign width varies based on destination(s). Sign width varies in even foot increments.

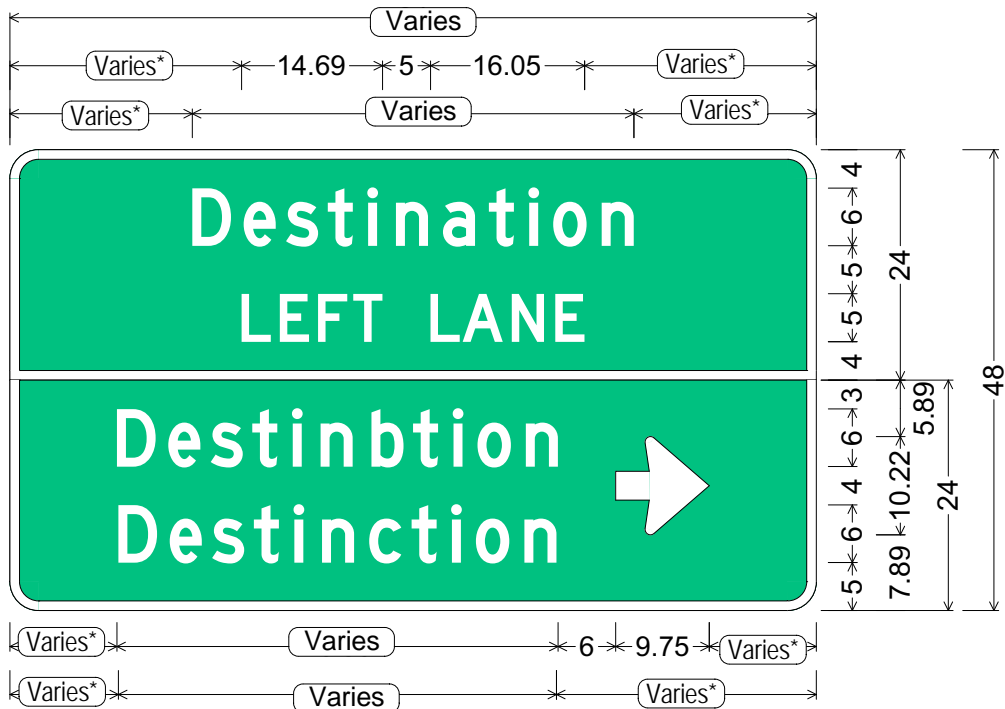
If sign width is an issue, reduce edge or text spacing or use Series C.

On multi-line signs, horizontally center destination text groupings relative to one another.

* Center entire legend package (shields, text, arrow) horizontally on each panel or sub-panel.

CODE: D1-2L

SIZE: VAR x 48"
STANDARD



D1-2L (conventional road);
 3.00" Radius, 1.00" Border, White on Green;
 "Destination" D; "LEFT LANE" D;
 3.00" Radius, 1.00" Border, White on Green;
 "Destinbtion" D; "Destinction" D;
 Arrow 6" Type D3 - 9.75" 0°;

ALL DIMENSIONS ARE IN INCHES



COLORS:

LEGEND & BORDER - WHITE (REFL)
 BACKGROUND - GREEN (REFL)

ARIZONA DEPARTMENT OF TRANSPORTATION
 TRAFFIC ENGINEERING GROUP

DRAWN: R. C. MOEUR	DATE: NOVEMBER / 2015
-----------------------	--------------------------

APPROVED:
SIGNATURE ON FILE

Sign width varies based on destination(s). Sign width varies in even foot increments.

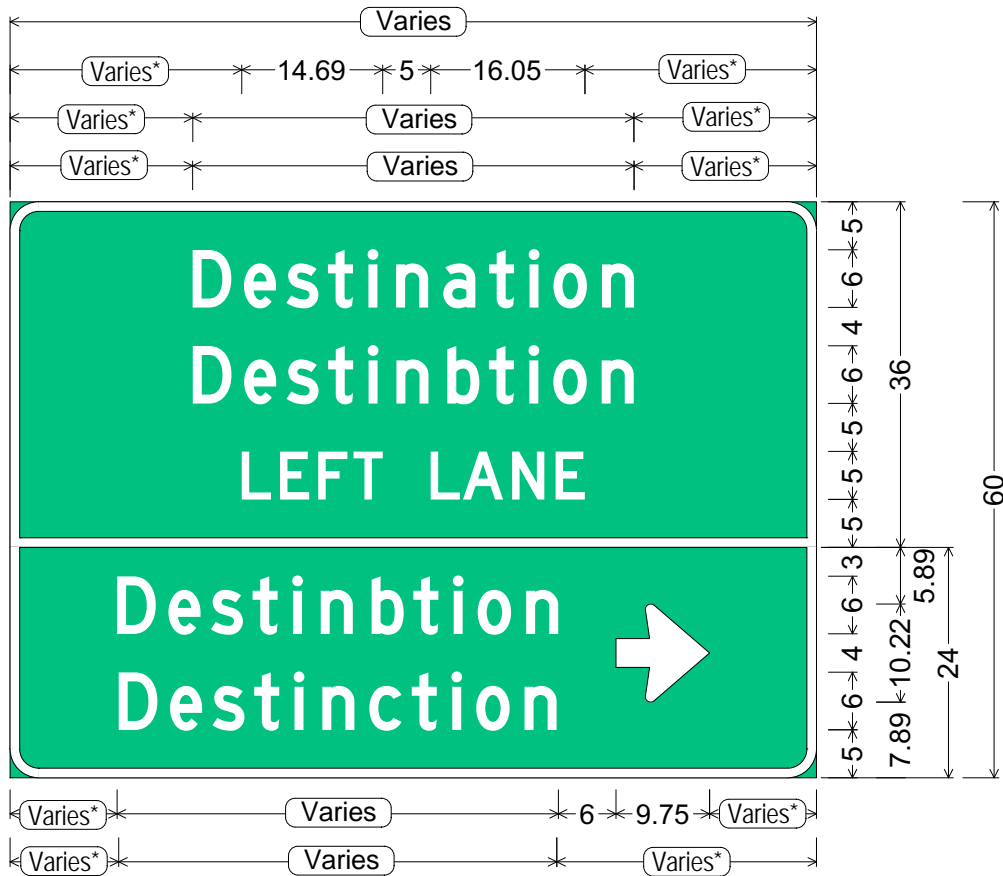
If sign width is an issue, reduce edge or text spacing or use Series C.

On multi-line signs, horizontally center destination text groupings relative to one another.

* Center entire legend package (shields, text, arrow) horizontally on each panel or sub-panel.

CODE: D1-2L

SIZE: VAR x 60"
STANDARD



D1-2L (conventional road);
 3.00" Radius, 1.00" Border, White on Green;
 "Destination" D; "Destinbtion" D; "LEFT LANE" D;
 3.00" Radius, 1.00" Border, White on Green;
 "Destinbtion" D; "Destinction" D;
 Arrow 6" Type D3 - 9.75" 0°;

ALL DIMENSIONS ARE IN INCHES

	<p>COLORS:</p> <p>LEGEND & BORDER - WHITE (REFL)</p> <p>BACKGROUND - GREEN (REFL)</p>	<p>ARIZONA DEPARTMENT OF TRANSPORTATION TRAFFIC ENGINEERING GROUP</p>	
		<p>DRAWN:</p> <p style="text-align: center;">R. C. MOEUR</p>	<p>DATE:</p> <p style="text-align: center;">NOVEMBER / 2015</p>
	<p>APPROVED:</p> <p style="text-align: center;">SIGNATURE ON FILE</p>		

Sign width varies based on destination(s). Sign width varies in even foot increments.

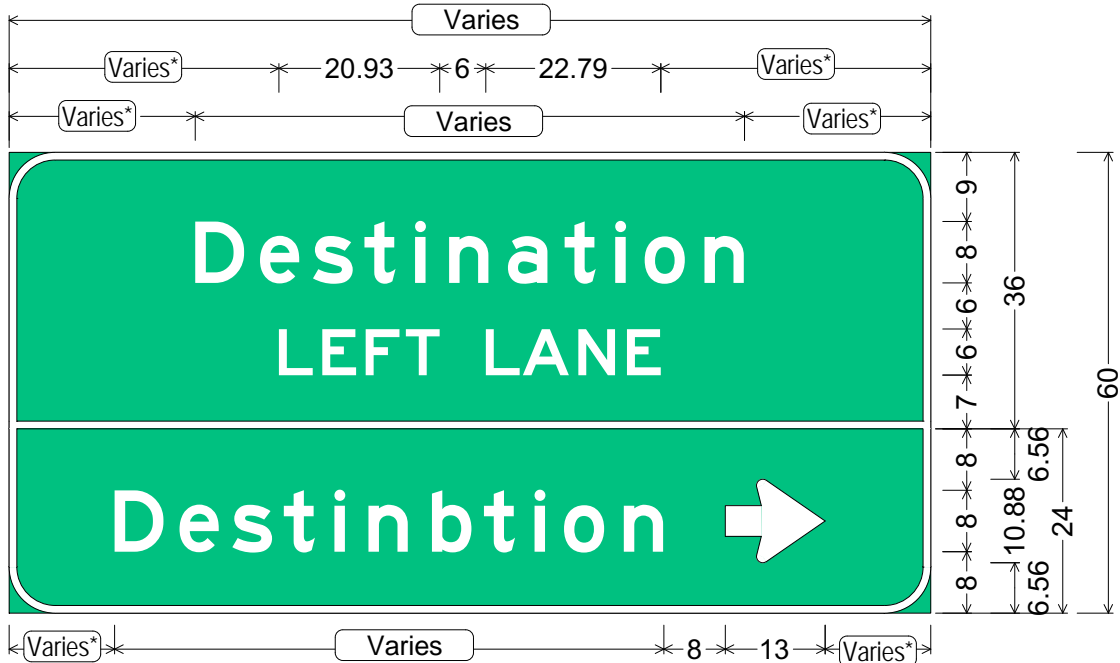
If sign width is an issue, reduce edge or text spacing or use Series D.

On multi-line signs, horizontally center destination text groupings relative to one another.

* Center entire legend package (shields, text, arrow) horizontally on each panel or sub-panel.

CODE: D1-2L

SIZE: VAR x 60"
RAMP-XRD



D1-2L (ramp - crossroad);
6.00" Radius, 1.00" Border, White on Green;
"Destination" E; "LEFT LANE" E;
6.00" Radius, 1.00" Border, White on Green;
"Destinbtion" E; Arrow 8" Type D1 - 0°;

ALL DIMENSIONS ARE IN INCHES



COLORS:

LEGEND & BORDER - WHITE (REFL)
BACKGROUND - GREEN (REFL)

ARIZONA DEPARTMENT OF TRANSPORTATION
TRAFFIC ENGINEERING GROUP

DRAWN:

R. C. MOEUR

DATE:

NOVEMBER / 2015

APPROVED:

SIGNATURE ON FILE

Sign width varies based on destination(s). Sign width varies in even foot increments.

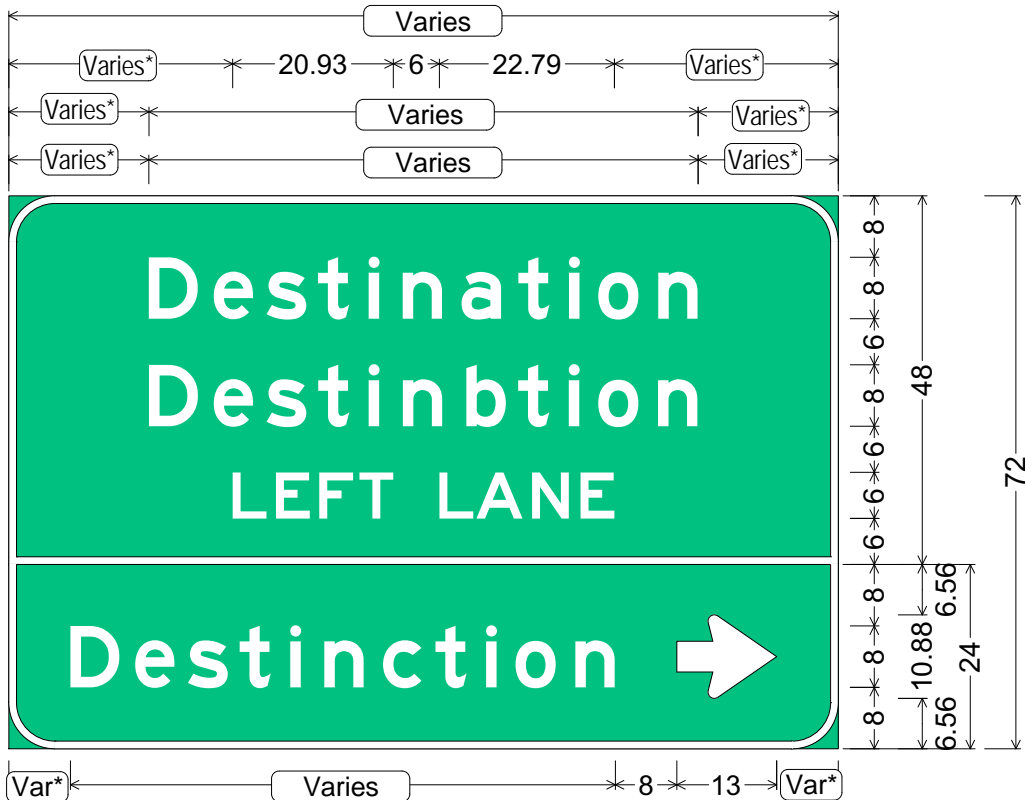
If sign width is an issue, reduce edge or text spacing or use Series D.

On multi-line signs, horizontally center destination text groupings relative to one another.

* Center entire legend package (shields, text, arrow) horizontally on each panel or sub-panel.

CODE: D1-2L

SIZE: VAR x 72"
RAMP-XRD



D1-2L (ramp - crossroad);
 6.00" Radius, 1.00" Border, White on Green;
 "Destination" E; "Destinbtion" E; "LEFT LANE" E;
 6.00" Radius, 1.00" Border, White on Green;
 "Destinction" E; Arrow 8" Type D1 - 13.00" 0°;

ALL DIMENSIONS ARE IN INCHES



COLORS:
 LEGEND & BORDER - WHITE (REFL)
 BACKGROUND - GREEN (REFL)

ARIZONA DEPARTMENT OF TRANSPORTATION
 TRAFFIC ENGINEERING GROUP

DRAWN: R. C. MOEUR	DATE: NOVEMBER / 2015
-----------------------	--------------------------

APPROVED:
 SIGNATURE ON FILE

Sign width varies based on destination(s). Sign width varies in even foot increments.

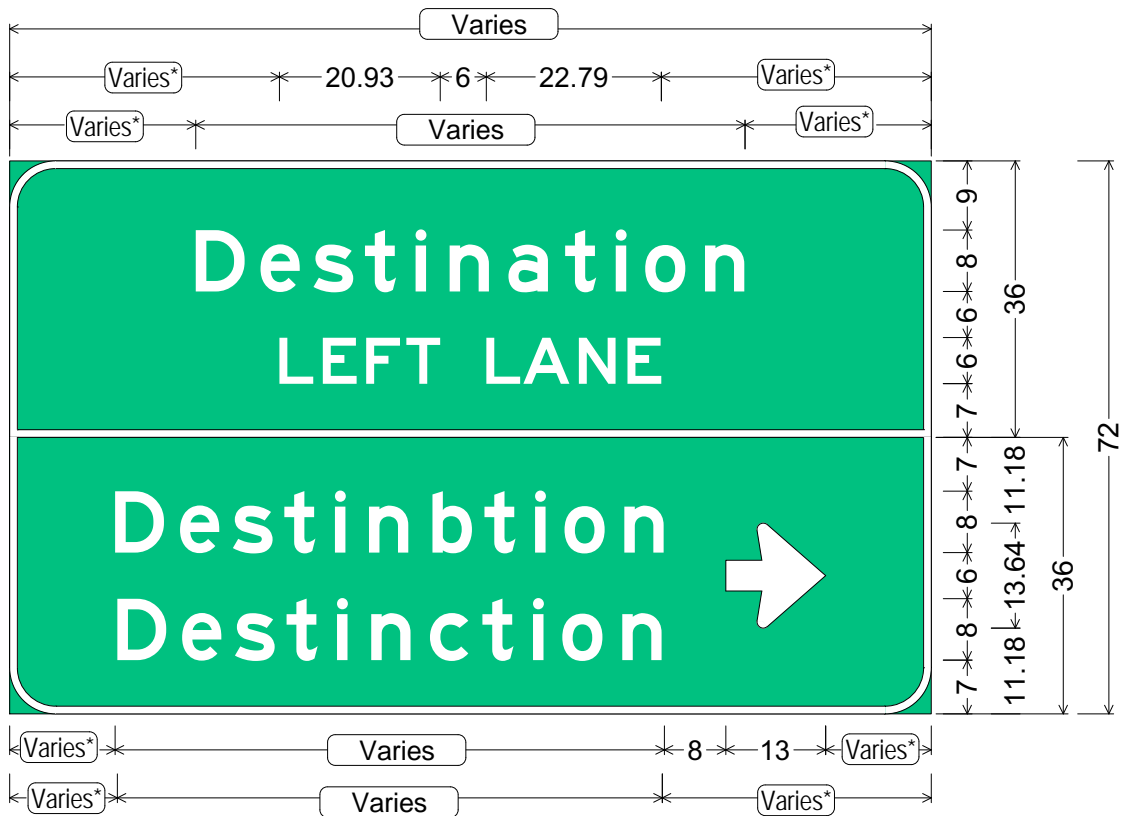
If sign width is an issue, reduce edge or text spacing or use Series D.

On multi-line signs, horizontally center destination text groupings relative to one another.

* Center entire legend package (shields, text, arrow) horizontally on each panel or sub-panel.

CODE: D1-2L

SIZE: VAR x 72"
RAMP-XRD



D1-2L (ramp - crossroad);

6.00" Radius, 1.00" Border, White on Green;

"Destination" E; "LEFT LANE" E;

6.00" Radius, 1.00" Border, White on Green;

"Destinbtion" E; "Destinction" E; Arrow 8" Type D3 - 13.00" 0°;

ALL DIMENSIONS ARE IN INCHES



COLORS:

LEGEND & BORDER - WHITE (REFL)
BACKGROUND - GREEN (REFL)

ARIZONA DEPARTMENT OF TRANSPORTATION
TRAFFIC ENGINEERING GROUP

DRAWN:

R. C. MOEUR

DATE:

NOVEMBER / 2015

APPROVED:

SIGNATURE ON FILE

Sign width varies based on destination(s). Sign width varies in even foot increments.

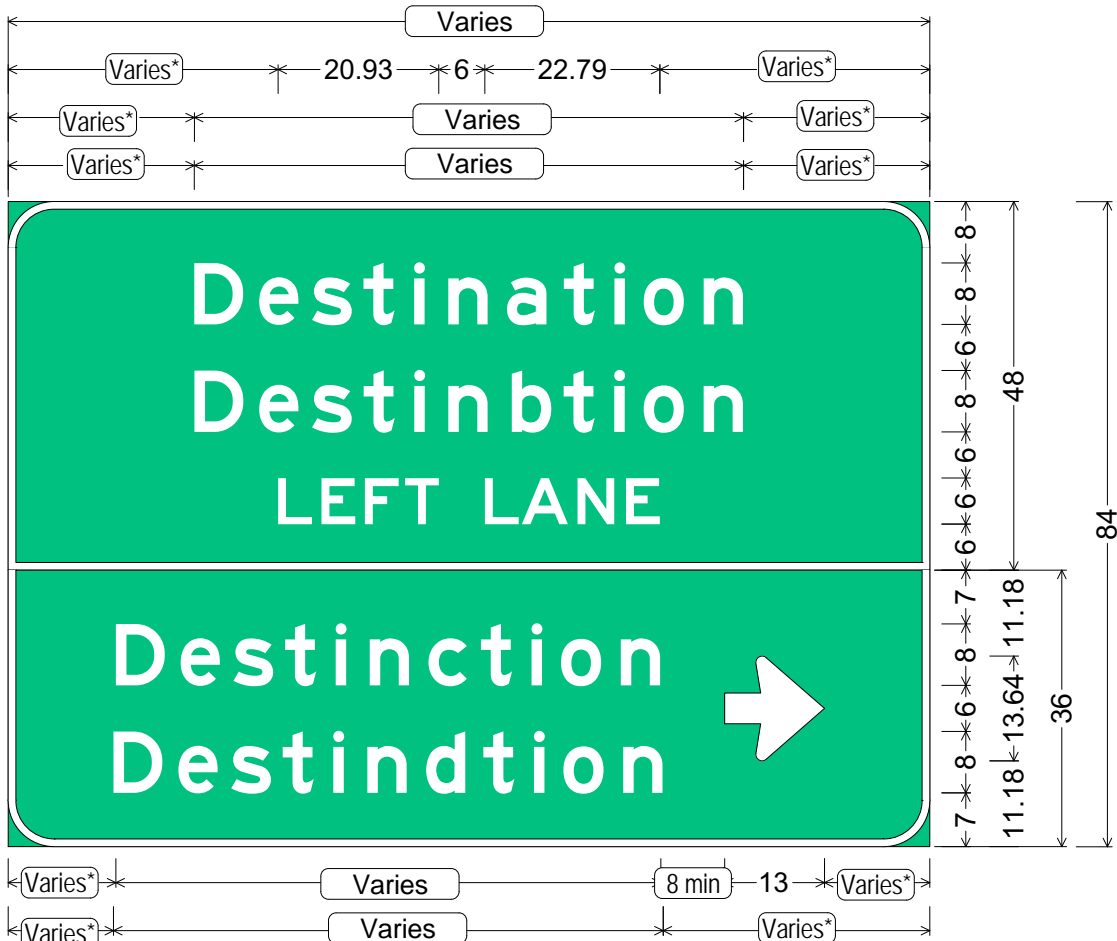
If sign width is an issue, reduce edge or text spacing or use Series C.

On multi-line signs, horizontally center destination text groupings relative to one another.

* Center entire legend package (shields, text, arrow) horizontally on each panel or sub-panel.

CODE: D1-2L

SIZE: VAR x 84"
RAMP-XRD



D1-2L (ramp - crossroad);

6.00" Radius, 1.00" Border, White on Green;

"Destination" E; "Destinbtion" E; "LEFT LANE" E;

6.00" Radius, 1.00" Border, White on Green;

"Destinction" E; "Destindtion" E; Arrow 8" Type D3 - 0°;

ALL DIMENSIONS ARE IN INCHES



COLORS:

LEGEND & BORDER - WHITE (REFL)
BACKGROUND - GREEN (REFL)

ARIZONA DEPARTMENT OF TRANSPORTATION
TRAFFIC ENGINEERING GROUP

DRAWN:

R. C. MOEUR

DATE:

NOVEMBER / 2015

APPROVED:

SIGNATURE ON FILE

Sign width varies based on destination(s). Sign width varies in even foot increments.

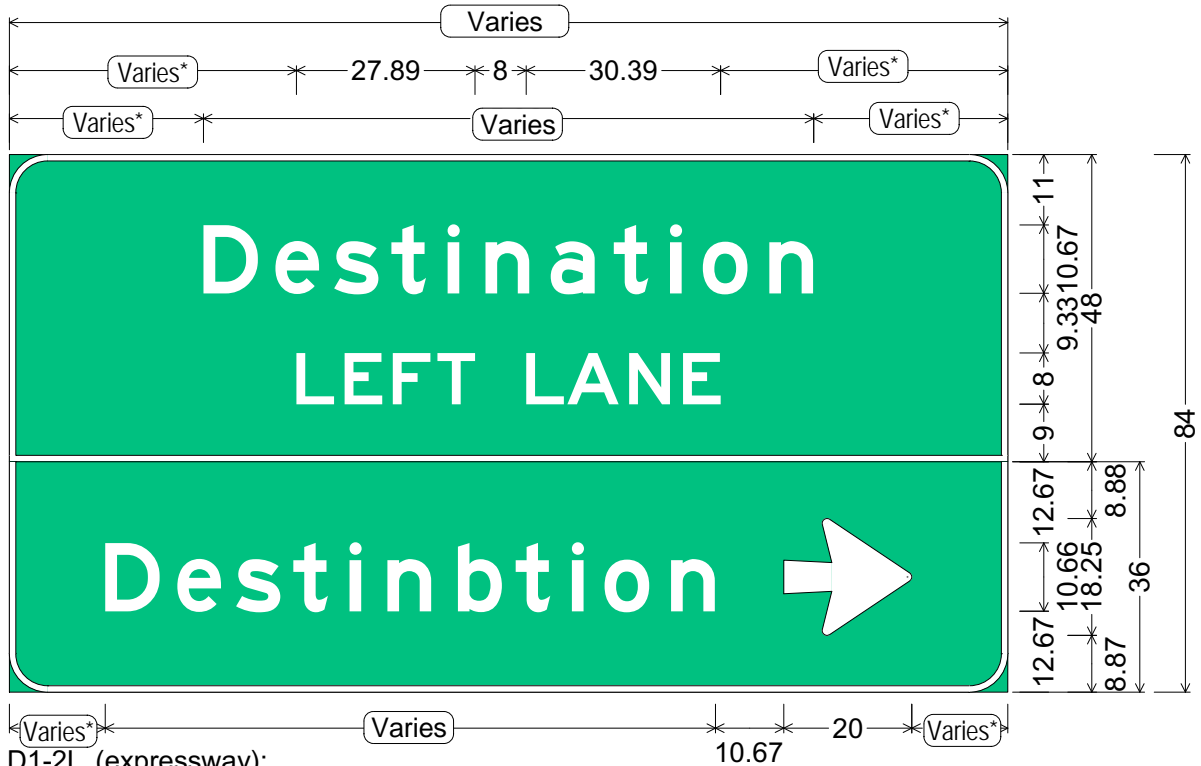
If sign width is an issue, reduce edge or text spacing or use Series D.

On multi-line signs, horizontally center destination text groupings relative to one another.

* Center entire legend package (shields, text, arrow) horizontally on each panel or sub-panel.

CODE: D1-2L

SIZE: VAR x 84"
EXPRESSWAY



D1-2L (expressway);
 6.00" Radius, 1.00" Border, White on Green;
 "Destination" E; "LEFT LANE" E;
 6.00" Radius, 1.00" Border, White on Green;
 "Destinbtion" E; Arrow 10-13.33 Type B - 0°;

ALL DIMENSIONS ARE IN INCHES



COLORS:
 LEGEND & BORDER - WHITE (REFL)
 BACKGROUND - GREEN (REFL)

ARIZONA DEPARTMENT OF TRANSPORTATION
 TRAFFIC ENGINEERING GROUP

DRAWN: R. C. MOEUR DATE: NOVEMBER / 2015

APPROVED: SIGNATURE ON FILE

Sign width varies based on destination(s). Sign width varies in even foot increments.

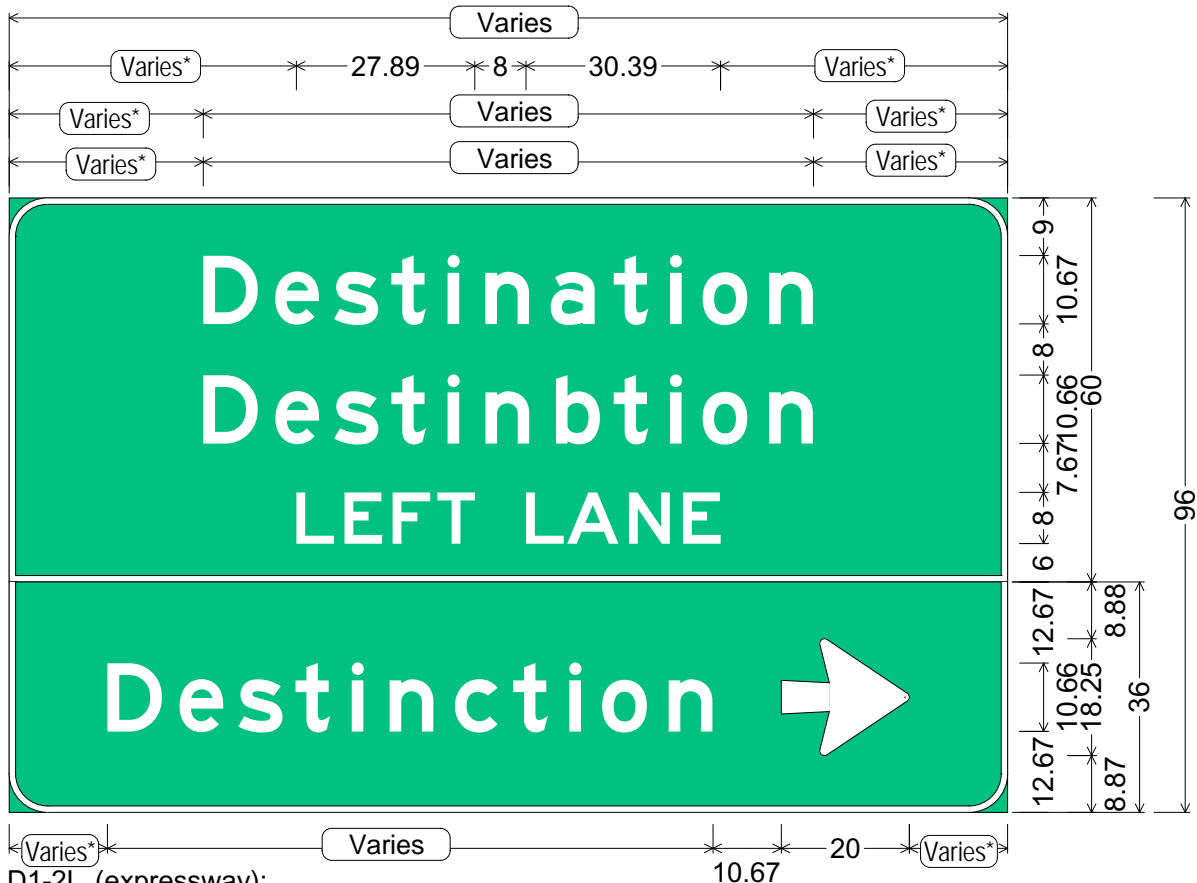
If sign width is an issue, reduce edge or text spacing or use Series D.

On multi-line signs, horizontally center destination text groupings relative to one another.

* Center entire legend package (shields, text, arrow) horizontally on each panel or sub-panel.

CODE: D1-2L

SIZE: VAR x 96"
EXPRESSWAY



D1-2L (expressway);

6.00" Radius, 1.00" Border, White on Green;

"Destination" E; "Destinbtion" E; "LEFT LANE" E;

6.00" Radius, 1.00" Border, White on Green;

"Destinction" E; Arrow 10-13.33 Type B - 20.00" 0°;

ALL DIMENSIONS ARE IN INCHES



COLORS:

LEGEND & BORDER - WHITE (REFL)
BACKGROUND - GREEN (REFL)

ARIZONA DEPARTMENT OF TRANSPORTATION
TRAFFIC ENGINEERING GROUP

DRAWN:

R. C. MOEUR

DATE:

NOVEMBER / 2015

APPROVED:

SIGNATURE ON FILE

Sign width varies based on destination(s). Sign width varies in even foot increments.

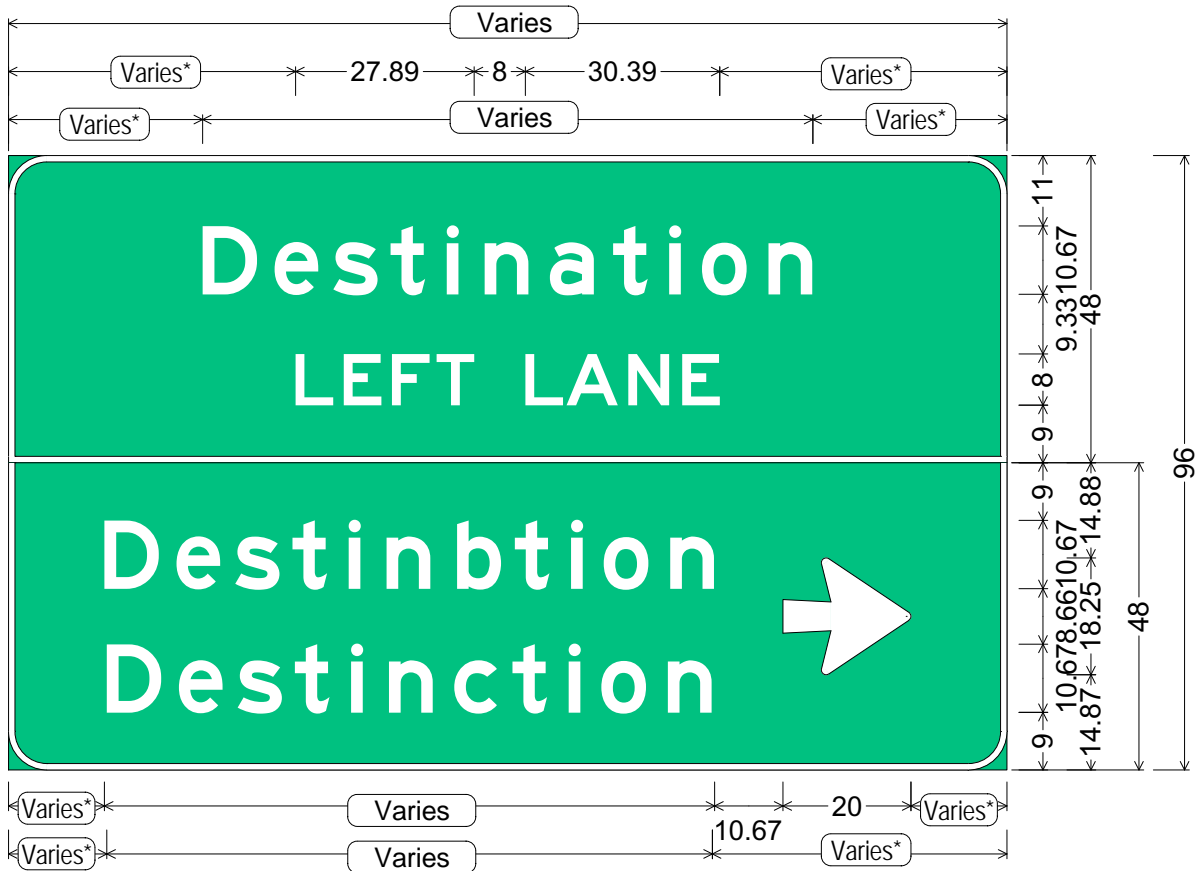
If sign width is an issue, reduce edge or text spacing or use Series D.

On multi-line signs, horizontally center destination text groupings relative to one another.

* Center entire legend package (shields, text, arrow) horizontally on each panel or sub-panel.

CODE: D1-2L

SIZE: VAR x 96"
EXPRESSWAY



D1-2L (expressway);

6.00" Radius, 1.00" Border, White on Green;

"Destination" E; "LEFT LANE" E;

6.00" Radius, 1.00" Border, White on Green;

"Destinbtion" E; "Destinction" E; Arrow 10-13.33 Type B - 20.00" 0°;

ALL DIMENSIONS ARE IN INCHES



COLORS:

LEGEND & BORDER - WHITE (REFL)
BACKGROUND - GREEN (REFL)

ARIZONA DEPARTMENT OF TRANSPORTATION
TRAFFIC ENGINEERING GROUP

DRAWN:

R. C. MOEUR

DATE:

NOVEMBER / 2015

APPROVED:

SIGNATURE ON FILE

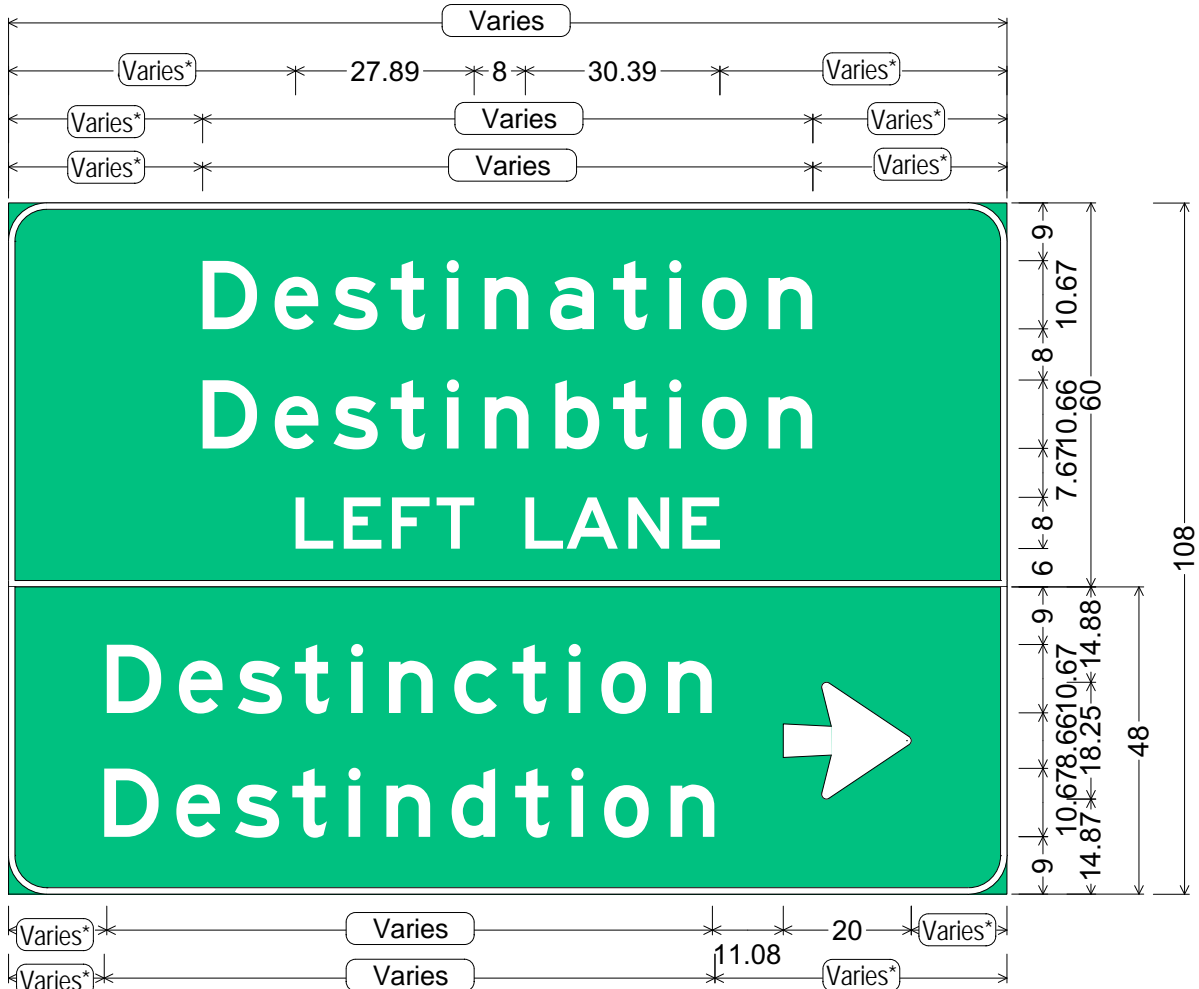
Sign width varies based on destination(s). Sign width varies in even foot increments.

If sign width is an issue, reduce edge or text spacing or use Series D.

On multi-line signs, horizontally center destination text groupings relative to one another.

* Center entire legend package (shields, text, arrow) horizontally on each panel or sub-panel.

CODE: D1-2L
 SIZE: VAR x 108"
 EXPRESSWAY



D1-2L (expressway);

6.00" Radius, 1.00" Border, White on Green;

"Destination" E; "Destinbtion" E; "LEFT LANE" E;

6.00" Radius, 1.00" Border, White on Green;

"Destinction" E; "Destindtion" E; Arrow 10-13.33 Type B - 0°;

ALL DIMENSIONS ARE IN INCHES



COLORS:

LEGEND & BORDER - WHITE (REFL)
 BACKGROUND - GREEN (REFL)

ARIZONA DEPARTMENT OF TRANSPORTATION
 TRAFFIC ENGINEERING GROUP

DRAWN:
 R. C. MOEUR

DATE:
 NOVEMBER / 2015

APPROVED:
 SIGNATURE ON FILE