

Sign width varies based on destination(s). Sign width varies in even foot increments.

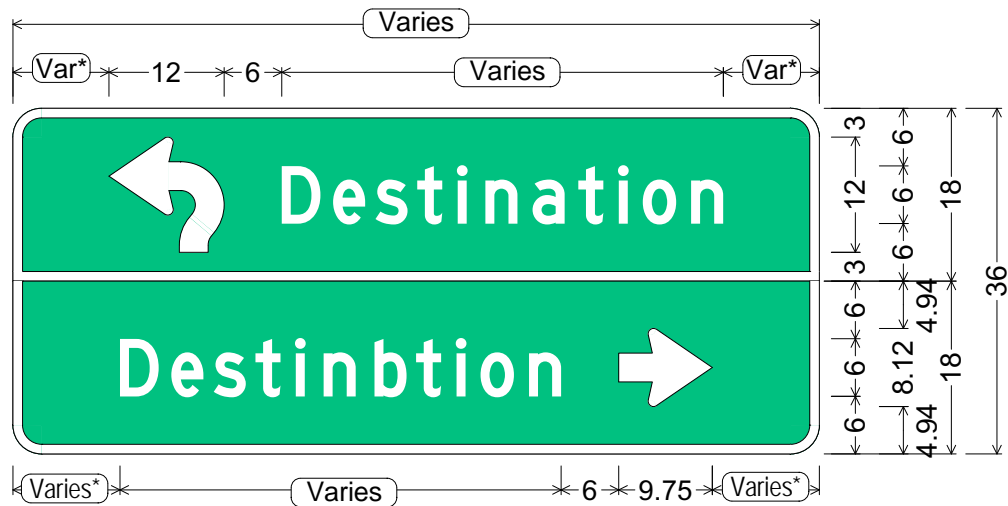
If sign width is an issue, reduce edge or text spacing or use Series C.

On multi-line signs, horizontally center destination text groupings relative to one another.

* Center entire legend package (shields, text, arrow) horizontally on each panel or sub-panel.

CODE: D1-2d

SIZE: VAR x 36"
STANDARD



D1-2d (conventional road);
 3.00" Radius, 1.00" Border, White on Green;
 90 Deg Advance Turn Arrow 6" Type C2; "Destination" D;
 3.00" Radius, 1.00" Border, White on Green;
 "Destinbtion" D; Arrow 6" Type D1 - 0°;

ALL DIMENSIONS ARE IN INCHES



COLORS:
 LEGEND & BORDER - WHITE (REFL)
 BACKGROUND - GREEN (REFL)

ARIZONA DEPARTMENT OF TRANSPORTATION
 TRAFFIC ENGINEERING GROUP

DRAWN: R. C. MOEUR DATE: NOVEMBER / 2015

APPROVED: SIGNATURE ON FILE

Sign width varies based on destination(s). Sign width varies in even foot increments.

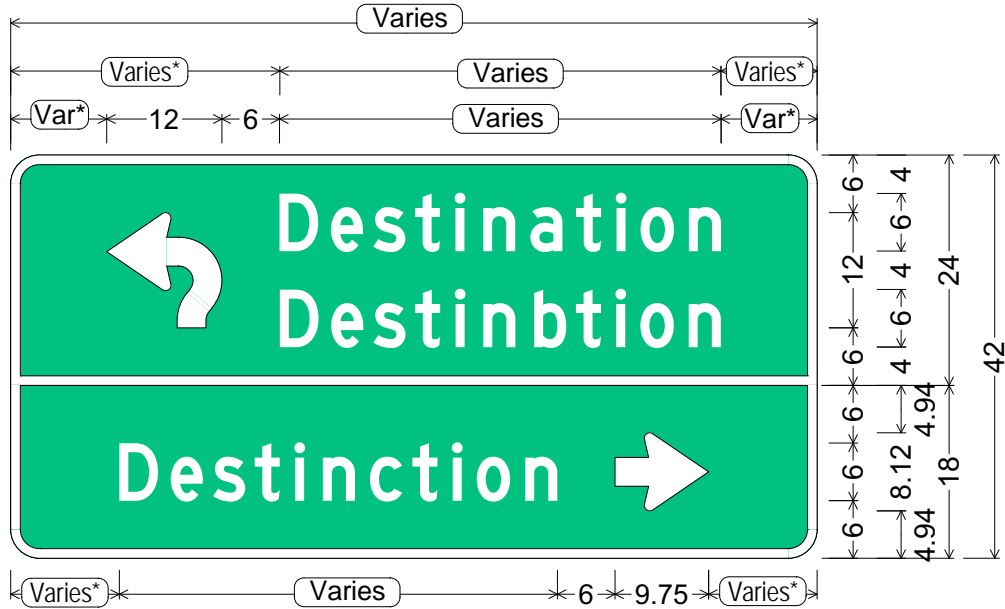
If sign width is an issue, reduce edge or text spacing or use Series C.

On multi-line signs, horizontally center destination text groupings relative to one another.

* Center entire legend package (shields, text, arrow) horizontally on each panel or sub-panel.

CODE: D1-2d

SIZE: VAR x 42"
STANDARD



D1-2d (conventional road);
 3.00" Radius, 1.00" Border, White on Green;
 90 Deg Advance Turn Arrow 6" Type C2; "Destination" D;
 "Destinbtion" D;
 3.00" Radius, 1.00" Border, White on Green;
 "Destinction" D; Arrow 6" Type D1 - 0°;

ALL DIMENSIONS ARE IN INCHES



COLORS:

LEGEND & BORDER - WHITE (REFL)
 BACKGROUND - GREEN (REFL)

ARIZONA DEPARTMENT OF TRANSPORTATION
 TRAFFIC ENGINEERING GROUP

DRAWN:
 R. C. MOEUR

DATE:
 NOVEMBER / 2015

APPROVED:
 SIGNATURE ON FILE

Sign width varies based on destination(s). Sign width varies in even foot increments.

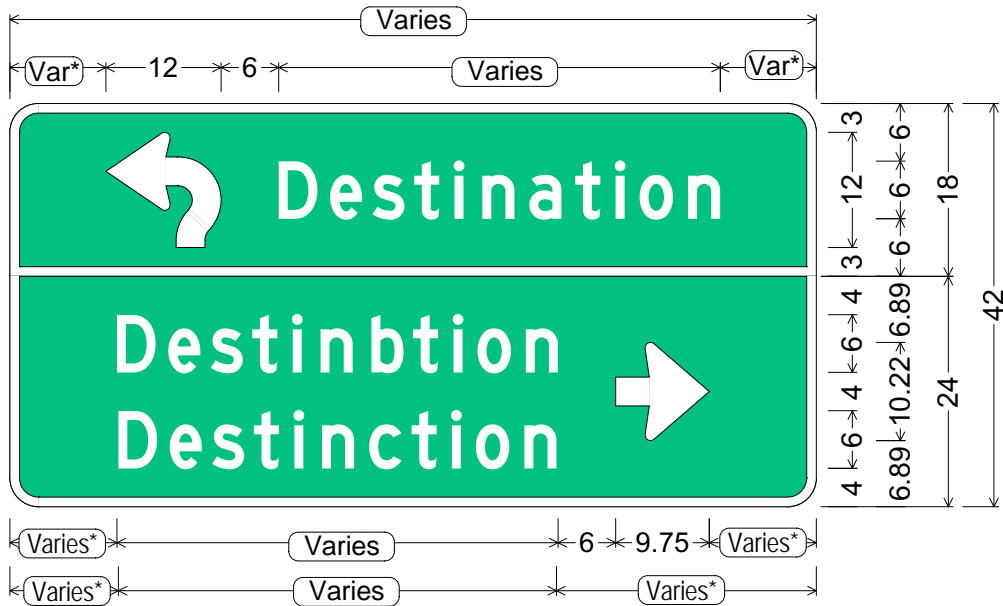
If sign width is an issue, reduce edge or text spacing or use Series C.

On multi-line signs, horizontally center destination text groupings relative to one another.

* Center entire legend package (shields, text, arrow) horizontally on each panel or sub-panel.

CODE: D1-2d

SIZE: VAR x 42"
STANDARD



D1-2d (conventional road);

3.00" Radius, 1.00" Border, White on Green;

90 Deg Advance Turn Arrow 6" Type C2; "Destination" D;

3.00" Radius, 1.00" Border, White on Green;

"Destinbtion" D; "Destinction" D; Arrow 6" Type D3 - 0°;

ALL DIMENSIONS ARE IN INCHES



COLORS:

LEGEND & BORDER - WHITE (REFL)
BACKGROUND - GREEN (REFL)

ARIZONA DEPARTMENT OF TRANSPORTATION
TRAFFIC ENGINEERING GROUP

DRAWN:
R. C. MOEUR

DATE:
NOVEMBER / 2015

APPROVED:
SIGNATURE ON FILE

Sign width varies based on destination(s). Sign width varies in even foot increments.

If sign width is an issue, reduce edge or text spacing or use Series C.

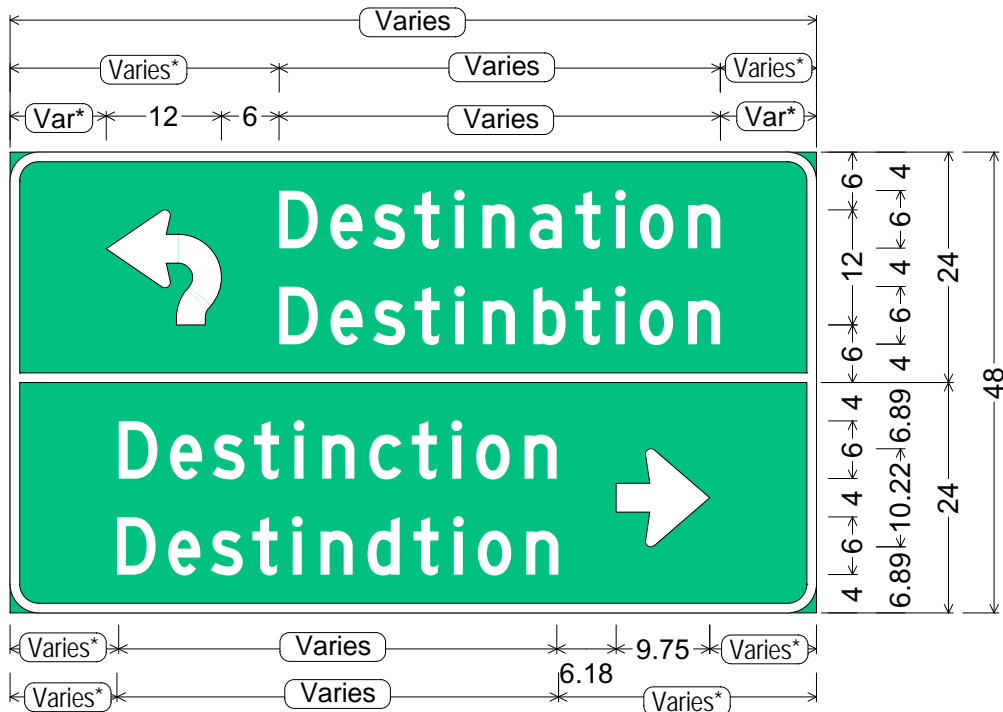
On multi-line signs, horizontally center destination text groupings relative to one another.

* Center entire legend package (shields, text, arrow) horizontally on each panel or sub-panel.

CODE: D1-2d

SIZE: VAR x 48"
STANDARD

Note: more than 3 lines is inadvisable - consider splitting into two signs.



D1-2d (conventional road);

3.00" Radius, 1.00" Border, White on Green;

90 Deg Advance Turn Arrow 6" Type C2; "Destination" D;

"Destinbtion" D;

3.00" Radius, 1.00" Border, White on Green;

"Destinction" D; "Destindtion" D; Arrow 6" Type D3 - 0°;

ALL DIMENSIONS ARE IN INCHES



COLORS:

LEGEND & BORDER - WHITE (REFL)
BACKGROUND - GREEN (REFL)

ARIZONA DEPARTMENT OF TRANSPORTATION
TRAFFIC ENGINEERING GROUP

DRAWN:

R. C. MOEUR

DATE:

NOVEMBER / 2015

APPROVED:

SIGNATURE ON FILE

Sign width varies based on destination(s). Sign width varies in even foot increments.

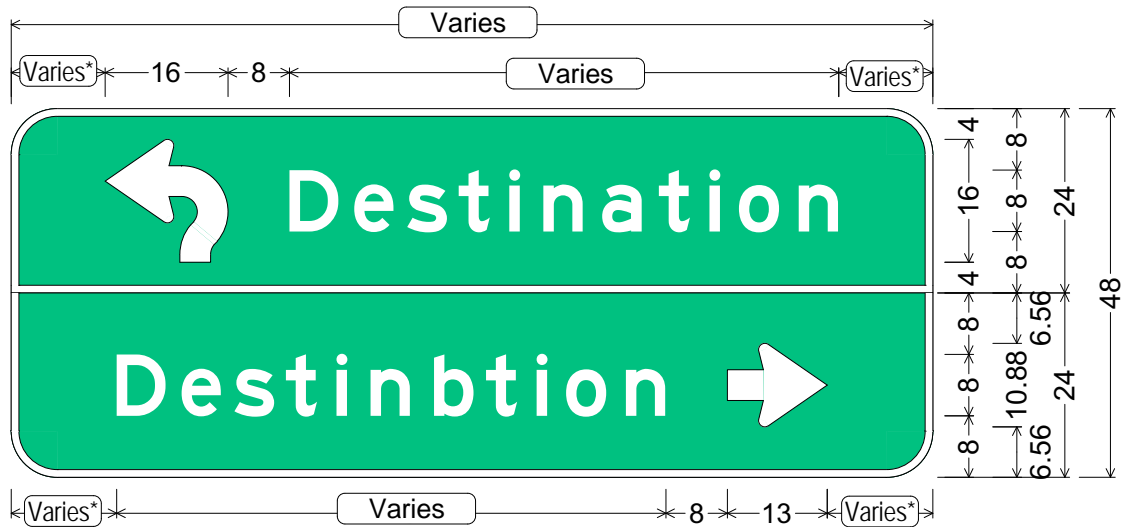
If sign width is an issue, reduce edge or text spacing or use Series D.

On multi-line signs, horizontally center destination text groupings relative to one another.

* Center entire legend package (shields, text, arrow) horizontally on each panel or sub-panel.

CODE: D1-2d

SIZE: VAR x 48"
RAMP-XRD



D1-2d (ramp - crossroad);
 6.00" Radius, 1.00" Border, White on Green;
 90 Deg Advance Turn Arrow 8" Type C2; "Destination" E;
 6.00" Radius, 1.00" Border, White on Green;
 "Destinbtion" E; Arrow 8" Type D1 - 0°;

ALL DIMENSIONS ARE IN INCHES



COLORS:
 LEGEND & BORDER - WHITE (REFL)
 BACKGROUND - GREEN (REFL)

ARIZONA DEPARTMENT OF TRANSPORTATION
 TRAFFIC ENGINEERING GROUP

DRAWN: R. C. MOEUR DATE: NOVEMBER / 2015

APPROVED: SIGNATURE ON FILE

Sign width varies based on destination(s). Sign width varies in even foot increments.

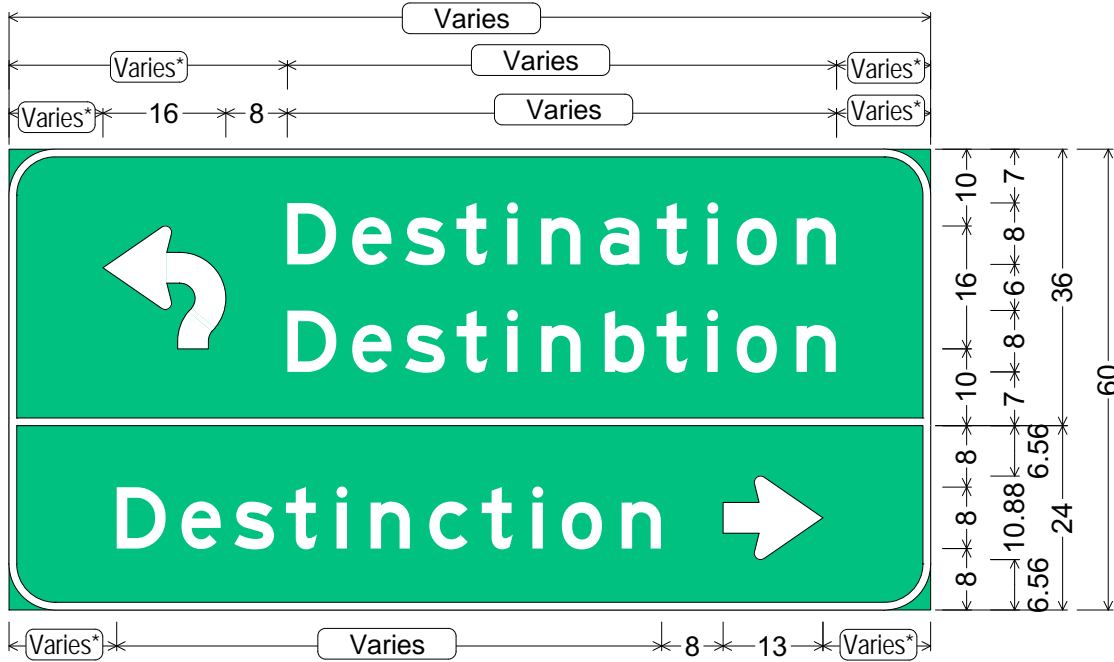
If sign width is an issue, reduce edge or text spacing or use Series D.

On multi-line signs, horizontally center destination text groupings relative to one another.

* Center entire legend package (shields, text, arrow) horizontally on each panel or sub-panel.

CODE: D1-2d

SIZE: VAR x 60"
RAMP-XRD



D1-2d (ramp - crossroad);

6.00" Radius, 1.00" Border, White on Green;

90 Deg Advance Turn Arrow 8" Type C2; "Destination" E;

"Destinbtion" E;

6.00" Radius, 1.00" Border, White on Green;

"Destinction" E; Arrow 8" Type D1 - 0°;

ALL DIMENSIONS ARE IN INCHES



COLORS:

LEGEND & BORDER - WHITE (REFL)
BACKGROUND - GREEN (REFL)

ARIZONA DEPARTMENT OF TRANSPORTATION
TRAFFIC ENGINEERING GROUP

DRAWN:

R. C. MOEUR

DATE:

NOVEMBER / 2015

APPROVED:

SIGNATURE ON FILE

Sign width varies based on destination(s). Sign width varies in even foot increments.

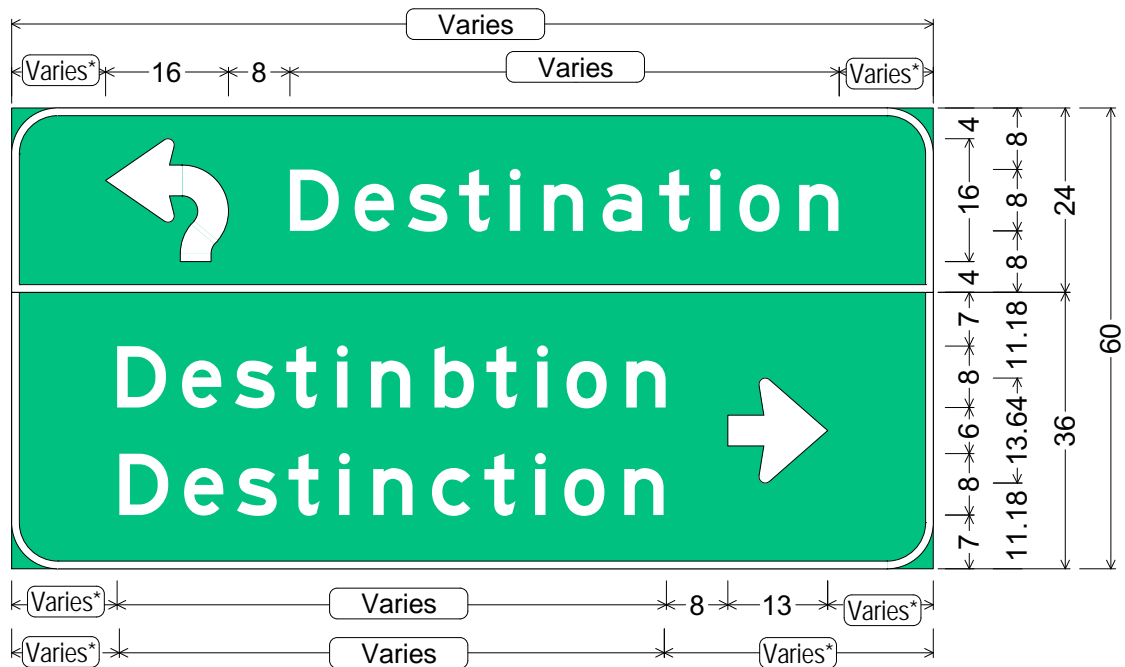
If sign width is an issue, reduce edge or text spacing or use Series D.

On multi-line signs, horizontally center destination text groupings relative to one another.

* Center entire legend package (shields, text, arrow) horizontally on each panel or sub-panel.

CODE: D1-2d

SIZE: VAR x 60"
RAMP-XRD



D1-2d (ramp - crossroad);

6.00" Radius, 1.00" Border, White on Green;

90 Deg Advance Turn Arrow 8" Type C2; "Destination" E;

6.00" Radius, 1.00" Border, White on Green;

"Destinbtion" E; "Destinction" E; Arrow 8" Type D3 - 0°;

ALL DIMENSIONS ARE IN INCHES



COLORS:

LEGEND & BORDER - WHITE (REFL)
BACKGROUND - GREEN (REFL)

ARIZONA DEPARTMENT OF TRANSPORTATION
TRAFFIC ENGINEERING GROUP

DRAWN:

R. C. MOEUR

DATE:

NOVEMBER / 2015

APPROVED:

SIGNATURE ON FILE

Sign width varies based on destination(s). Sign width varies in even foot increments.

If sign width is an issue, reduce edge or text spacing or use Series D.

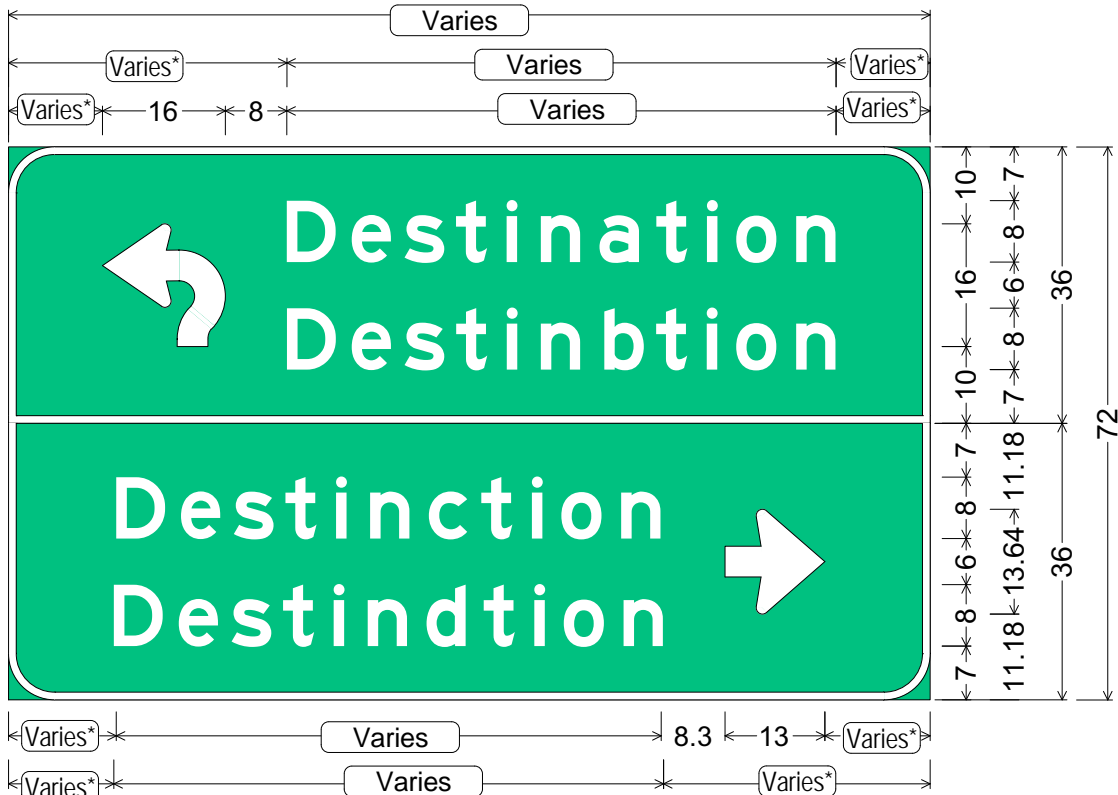
On multi-line signs, horizontally center destination text groupings relative to one another.

* Center entire legend package (shields, text, arrow) horizontally on each panel or sub-panel.

CODE: D1-2d

SIZE: VAR x 72"
RAMP-XRD

Note: more than 3 lines is inadvisable - consider splitting into two two-line D1-1 signs if practical.



D1-2d (ramp - crossroad);

6.00" Radius, 1.00" Border, White on Green;

90 Deg Advance Turn Arrow 8" Type C2; "Destination" E;

"Destinbtion" E;

6.00" Radius, 1.00" Border, White on Green;

"Destinction" E; "Destindtion" E; Arrow 8" Type D3 - 0°;

ALL DIMENSIONS ARE IN INCHES



COLORS:

LEGEND & BORDER - WHITE (REFL)
BACKGROUND - GREEN (REFL)

ARIZONA DEPARTMENT OF TRANSPORTATION
TRAFFIC ENGINEERING GROUP

DRAWN:

R. C. MOEUR

DATE:

NOVEMBER / 2015

APPROVED:

SIGNATURE ON FILE