

Sign width varies based on destination(s). Sign width varies in 6" increments.

If sign width is an issue, reduce edge or text spacing or use Series C.

On multi-line signs, horizontally center destination text groupings relative to one another.

* Center entire legend package (shields, text, arrow) horizontally on each panel or sub-panel.

CODE: D1-1c

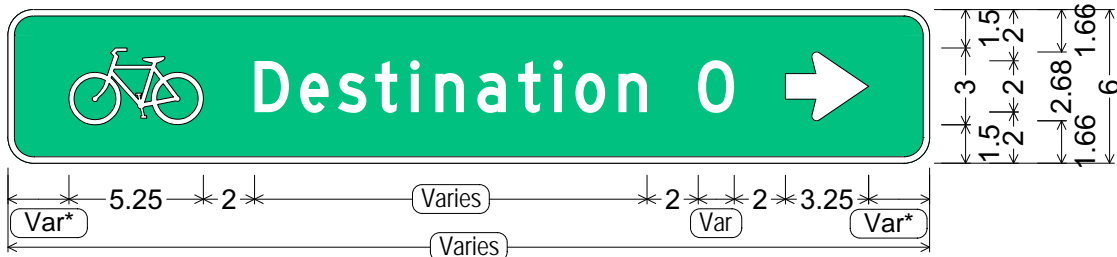
SIZE: VAR x 6"
PATH



D1-1c; 1.00" Radius, 0.25" Border, White on Green;
Arrow 2" Type D1 - 90°; Bicycle Symbol 5.25" x 3"; "Destination" D;
"0" D;



D1-1c; 1.00" Radius, 0.25" Border, White on Green;
Arrow 2" Type D1 - 180°; Bicycle Symbol 5.25" x 3"; "Destination" D;
"0" D;



D1-1c; 1.00" Radius, 0.25" Border, White on Green;
Bicycle Symbol 5.25" x 3"; "Destination" D; "0" D;
Arrow 2" Type D1 - 0°;

ALL DIMENSIONS ARE IN INCHES



COLORS:

LEGEND & BORDER - WHITE (REFL)
BACKGROUND - GREEN (REFL)

ARIZONA DEPARTMENT OF TRANSPORTATION
TRAFFIC ENGINEERING GROUP

DRAWN:

R. C. MOEUR

DATE:

NOVEMBER / 2015

APPROVED:

SIGNATURE ON FILE

Sign width varies based on destination(s). Sign width varies in 6" increments.

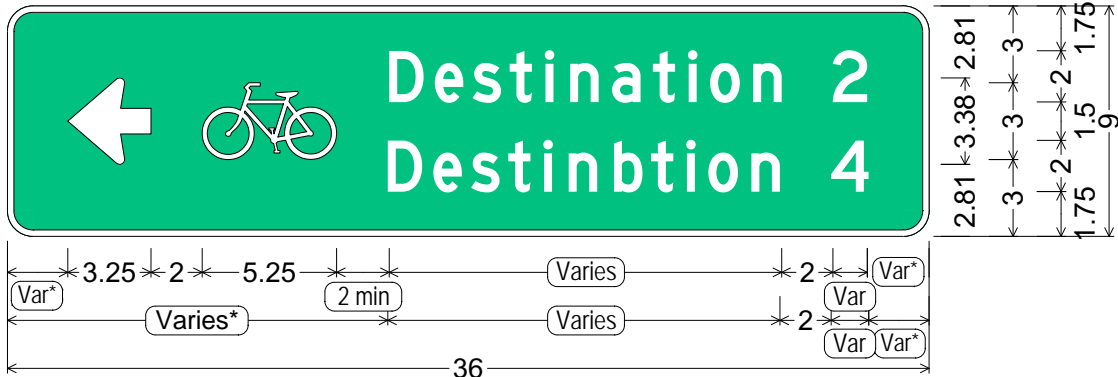
If sign width is an issue, reduce edge or text spacing or use Series C.

On multi-line signs, horizontally center destination text groupings relative to one another.

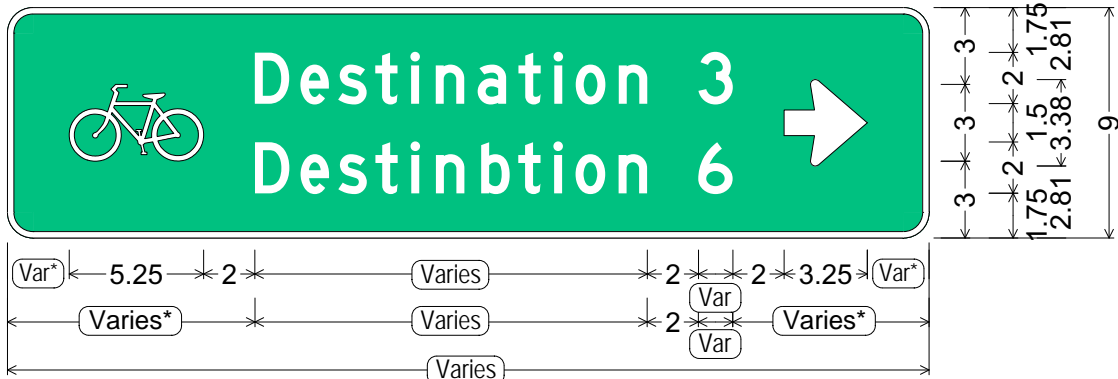
* Center entire legend package (shields, text, arrow) horizontally on each panel or sub-panel.

CODE: D1-1c

SIZE: VAR x 9"
PATH



D1-1c (2 line); 1.00" Radius, 0.25" Border, White on Green;
 Arrow 2" Type D3 - 180°; Bicycle Symbol 5.25" x 3"; "Destination" D;
 "2" D; "Destinbtion" D; "4" D;



D1-1c (2 line); 1.00" Radius, 0.25" Border, White on Green;
 Bicycle Symbol 5.25" x 3"; "Destination" D; "3" D; "Destinbtion" D;
 "6" D; Arrow 2" Type D3 - 0°;

ALL DIMENSIONS ARE IN INCHES



COLORS:

LEGEND & BORDER - WHITE (REFL)
 BACKGROUND - GREEN (REFL)

ARIZONA DEPARTMENT OF TRANSPORTATION
 TRAFFIC ENGINEERING GROUP

DRAWN:

R. C. MOEUR

DATE:

NOVEMBER / 2015

APPROVED:

SIGNATURE ON FILE

Sign width varies based on destination(s). Sign width varies in 6" increments.

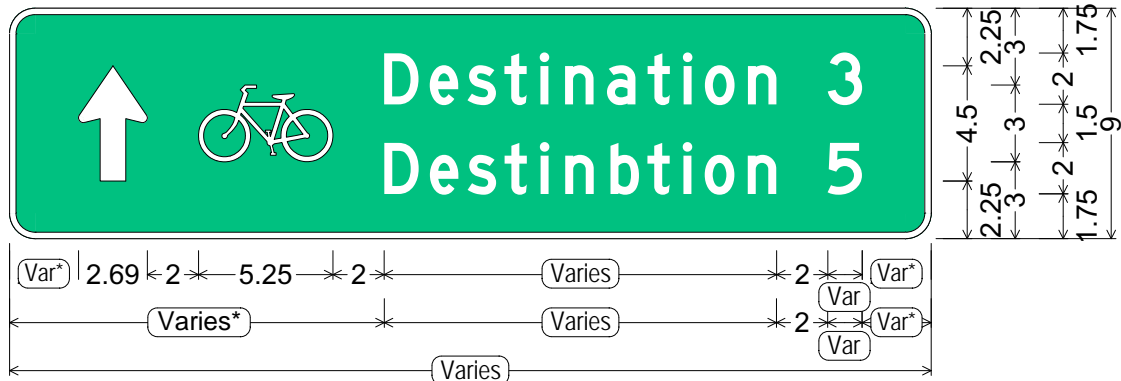
If sign width is an issue, reduce edge or text spacing or use Series C.

On multi-line signs, horizontally center destination text groupings relative to one another.

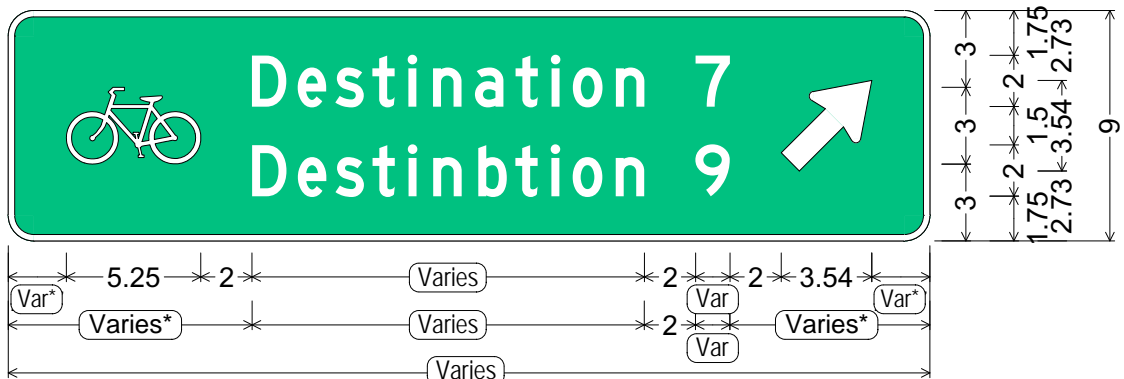
* Center entire legend package (shields, text, arrow) horizontally on each panel or sub-panel.

CODE: D1-1c

SIZE: VAR x 9"
PATH



D1-1c (2 line); 1.00" Radius, 0.25" Border, White on Green;
Arrow 2" Type D2 - 90°; Bicycle Symbol 5.25" x 3"; "Destination" D;
"3" D; "Destinbtion" D; "5" D;



D1-1c (2 line); 1.00" Radius, 0.25" Border, White on Green;
Bicycle Symbol 5.25" x 3"; "Destination" D; "7" D; "Destinbtion" D;
"9" D; Arrow 2" Type D2 - 45°;

ALL DIMENSIONS ARE IN INCHES



COLORS:

LEGEND & BORDER - WHITE (REFL)
BACKGROUND - GREEN (REFL)

ARIZONA DEPARTMENT OF TRANSPORTATION
TRAFFIC ENGINEERING GROUP

DRAWN:

R. C. MOEUR

DATE:

NOVEMBER / 2015

APPROVED:

SIGNATURE ON FILE

Sign width varies based on destination(s). Sign width varies in 6" increments.

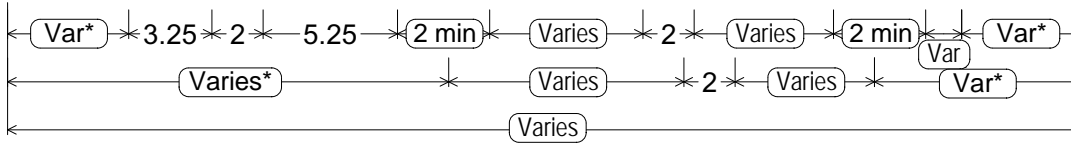
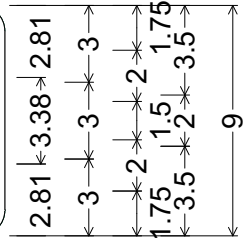
If sign width is an issue, reduce edge or text spacing or use Series C.

On multi-line signs, horizontally center destination text groupings relative to one another.

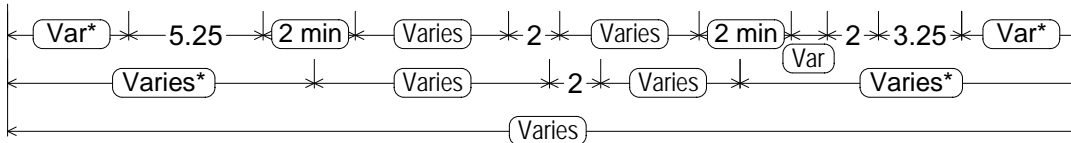
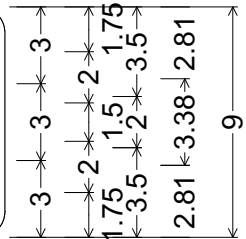
* Center entire legend package (shields, text, arrow) horizontally on each panel or sub-panel.

CODE: D1-1c

SIZE: VAR x 9"
PATH



D1-1c (2 line); 1.00" Radius, 0.25" Border, White on Green;
Arrow 2" Type D3 - 180°; Bicycle Symbol 5.25" x 3"; "First Line" D;
"Second Line" D; "0" D;



D1-1c (2 line); 1.00" Radius, 0.25" Border, White on Green;
Bicycle Symbol 5.25" x 3"; "First Line" D; "Second Line" D; "0" D;
Arrow 2" Type D3 - 0°;

ALL DIMENSIONS ARE IN INCHES



COLORS:
LEGEND & BORDER - WHITE (REFL)
BACKGROUND - GREEN (REFL)

ARIZONA DEPARTMENT OF TRANSPORTATION
TRAFFIC ENGINEERING GROUP

DRAWN: R. C. MOEUR DATE: NOVEMBER / 2015

APPROVED: SIGNATURE ON FILE