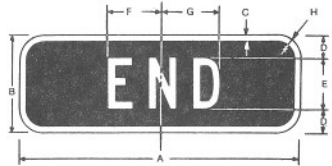




M4-11

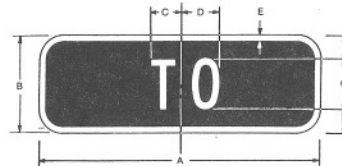
SIGN	A	B	C	D	E	F	G
MIN	12	4	3	1/4	1	2C	1
STD	24	6	6 1/4	1/2	1	4C	1 1/2



M4-12

SIGN	A	B	C	D	E	F	G	H
MIN	12	4	1/4	1	2C	2 1/4	2 1/2	1
STD	24	6	1/2	1	4C	4 5/8	4 7/8	1 1/2

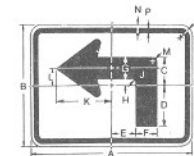
Increase Spacing 100%



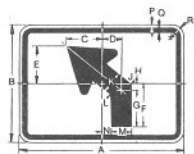
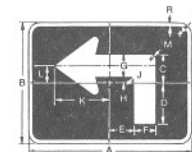
M4-13

SIGN	A	B	C	D	E	F	G	H
MIN	12	4	1/4	1/2	1/4	1	2C	1
STD	24	6	2 1/2	3/4	1/2	1	4C	1 1/2

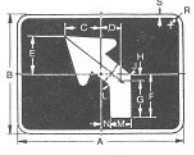
*INCREASE SPACING 100 %



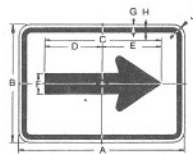
INTERSTATE
M5-1



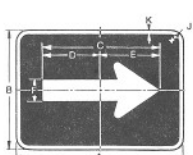
M5-2



INTERSTATE



M6-1



INTERSTATE

SIGN	A	B	C	D	E	F	G	H	J	K	L	M	N	P	Q	R	S
MIN	21	15	4 1/2	2 1/4	4 3/8	5 1/8	4 1/8	3/4	5 1/8	2 5/8	3/8	2 5/8	1 1/8	3/8	5/8	1 1/2	1/2
STD	24	18	4 1/2	2 1/4	4 3/8	5 1/8	4 3/8	3/4	5 1/8	2 3/4	1/2	2 3/4	1 1/8	3/8	5/8	1 1/2	1/2

SIGN	A	B	C	D	E	F	G	H	J	K
MIN	21	15	4 5/8	7 1/8	7 1/2	2 5/8	3/8	5/8	1 1/2	1/2
STD	24	18	6 3/8	8 1/8	8 1/2	2 3/4	3/8	5/8	1 1/2	1/2

- NOTE:
- 1) Dimensions are nominal inches.
 - 2) Legend, Border and Background shall match Color of Route Shield and be Reflective except Black.

DESIGN APPROVED 10/88
Reginald H. Hatt
APPROVED FOR DISTRIBUTION
Raymond H. Hatt
10/88

STATE OF ARIZONA
DEPARTMENT OF TRANSPORTATION
DIVISION OF HIGHWAYS
STANDARD DRAWINGS

REV. 5-89

ROUTE MARKER SIGNS

4-S-2.24

DATE: _____
SCALE: _____
SHEET NO. 11 OF 20