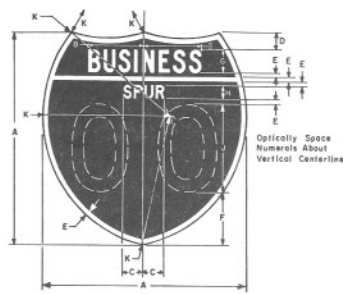


MI-1a

BORDER & LEGEND - WHITE (REFL.)
TOP - RED (REFL.)
BOTTOM - BLUE (REFL.)

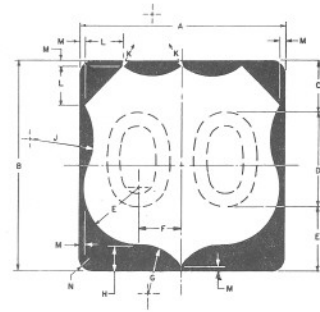
SIGN	A	B	C	D	E	F	G	H	J	K
STD.	24	15	7 1/4	2	1 1/2	4 1/4	2 1/2	1 1/2	10D	6
FWY.	36	22 1/2	11 3/4	3	2 1/4	6 1/4	3 1/2	2 1/4	15D	9
SPECIAL	48	3D	15 1/2	4	3 1/4	9 1/4	4 1/2	3D	20D	12



MI-3a

BORDER & LEGEND - WHITE (REFL.)
BACKGROUND - GREEN (REFL.)

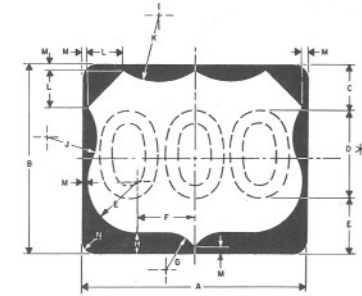
SIGN	A	B	C	D	E	F	G	H	J	K
STD.	24	6 3/4	2 1/2	2	1 1/2	6	2 1/2	1 1/2	10D	15
FWY.	36	10 1/8	3 3/4	3	2 1/4	9	3 3/4	2 1/4	15D	22 1/2
SPECIAL	48	13 1/2	5	4	3	12	5C	3D	20D	30



MI-4a

SHIELD - WHITE (REFL.)
LEGEND & BACKGROUND - BLACK (NON-REFL.)


SIGN	A	B	C	D	E	F	G	H	J	K	L	M	N
STD.	24	24	8 1/2	12D	6 1/2	5	5 1/2	2 1/2	7 1/2	5 1/2	4 1/2	1 1/2	1 1/2
FWY.	36	36	8 1/4	18D	9 3/4	7 1/2	8 1/4	3 3/4	11 1/4	8 1/4	6 1/2	3/4	2 1/4
SPECIAL	48	48	11	24D	13	10	11	5	15	11	9	1	3



MI-4b

SHIELD - WHITE (REFL.)
LEGEND & BACKGROUND - BLACK (NON-REFL.)

SIGN	A	B	C	D	E	F	G	H	J	K	L	M	N
STD.	30	24	5 1/2	12D	6 1/2	8	5 1/2	2 1/2	7 1/2	5 1/2	4 1/2	1 1/2	1 1/2
FWY.	45	36	8 1/4	18D	9 3/4	12	8 1/4	3 3/4	11 1/4	14 1/4	6 3/4	3 1/2	2 1/4
SPECIAL	60	48	11	24D	13	15	11	5	15	19	9	1	3

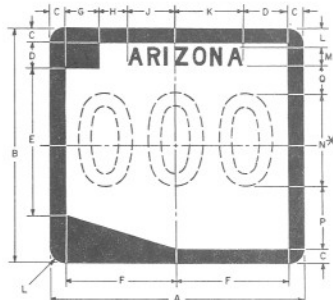


MI-5a

*Optically Space Numerals About Vertical Centerline

SHIELD - WHITE (REFL.)
LEGEND & BACKGROUND - BLACK (NON-REFL.)

SIGN	A	B	C	D	E	F	G	H	J	K	L	M	N	P	Q	R
STD.	24	3/4	3 1/8	16 7/8	3 1/4	3	11 1/4	1 1/4	3 5/8	5 7/8	9	12 1/2	1 1/2	2D	12D	4 3/4
FWY.	36	1 1/8	4 1/8	25 1/4	4 1/4	4 1/2	16 1/2	1 3/4	5 1/4	9	13 1/2	17 1/2	2 1/4	3D	18D	7 1/4
SPECIAL	48	1 1/2	6 1/4	33 3/4	6 1/2	6	22 1/2	2 1/4	7 1/4	11 3/4	18	24 1/2	3	4D	24D	9 1/2

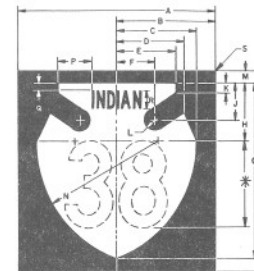


MI-5b

*Optically Space Numerals About Vertical Centerline

SHIELD - WHITE (REFL.)
LEGEND & BACKGROUND - BLACK (NON-REFL.)

SIGN	A	B	C	D	E	F	G	H	J	K	L	M	N	P	Q
STD.	30	24	3/4	3 1/8	16 7/8	4 1/4	4 1/2	12 1/4	7 1/2	11 1/2	1 1/2	2D	12D	4 3/4	3
FWY.	45	36	1 1/8	4 1/8	25 1/4	5 1/4	5 1/2	13 3/8	11 1/2	16 1/2	2 1/4	3D	18D	7 1/4	4 1/2
SPECIAL	60	48	1 1/2	6 1/4	33 3/4	6 1/2	6	14 1/2	15	22 1/2	3	4D	24D	9 1/2	6



MI-10

SHIELD - WHITE (REFL.)
LEGEND & BACKGROUND - BLACK (NON-REFL.)

SIGN	A	B	C	D	E	F	G	H	J	K	L	M	N	P	Q	R	S
STD.	24	12	9 3/4	8 1/2	7 1/4	4 1/2	21	7	4 1/2	1 1/4	1 1/4	1 1/2	14 1/8	3 3/4	3/4	2B	1 1/4

- NOTES:
1.) Dimensions are nominal inches.
2.) See roadway plans for numerical value.

DESIGN APPROVED 10/188
Reginald Blatter
APPROVED FOR DISTRIBUTION
Reginald Blatter
10/18

STATE OF ARIZONA
DEPARTMENT OF TRANSPORTATION
DIVISION OF HIGHWAYS
STANDARD DRAWINGS

INDEPENDENT MOUNT
ROUTE MARKER SIGNS

DRAWING NO.

4-S-219

MADE IN	ARIZONA
REPRODUCTION OF ORIGINAL	