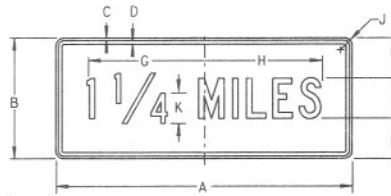


W15-4a

NOTE: W15-4a - 1/4 MILE
W15-4b - 1/2 MILE
W15-4c - 3/4 MILE

COLORS
LEGEND AND BORDER - BLACK (NON-REFL)
BACKGROUND - YELLOW (REFL)

SIGN	A	B	C	D	E	F	G	H	J
MIN.	48	12	3/8	3/8	3	60	18 1/2	18 1/2	1 1/2
STD.	60	18	1/2	3/4	5	80	23	23 1/4	1 1/2

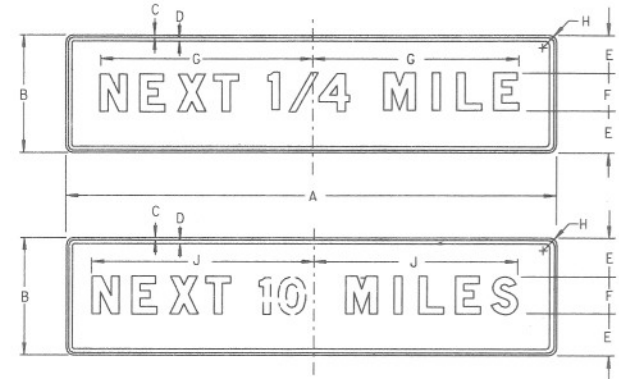


W15-4e

NOTE: W15-4e - 1 1/4 MILES
W15-4f - 1 1/2 MILES
W15-4g - 1 3/4 MILES
W15-4h - 2 MILES

COLORS
LEGEND AND BORDER - BLACK (NON-REFL)
BACKGROUND - YELLOW (REFL)

SIGN	A	B	C	D	E	F	G	H	J	K	L
MIN.	48	12	3/8	5/8	3	60	21 1/8	22	1 1/2	4	6
STD.	60	18	1/2	3/4	5	80	23 3/4	23 3/4	1 1/2	6	9

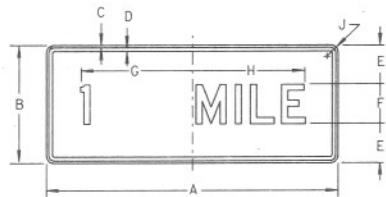


W15-2a

NOTE: W15-2a NEXT 1/4 MILE
W15-2b NEXT 1/2 MILE
W15-2c NEXT 3/4 MILE
W15-2d NEXT 00 MILES

LEGEND AND BORDER - BLACK (NON-REFL)
BACKGROUND - YELLOW OR ORANGE (REFL)

SIGN	A	B	C	D	E	F	G	H	J
MIN.	48	12	3/8	5/8	3 1/2	5C	21	1 1/2	20 7/8
STD.	60	12	3/8	5/8	3	6C	26 3/8	1 1/2	25 1/16

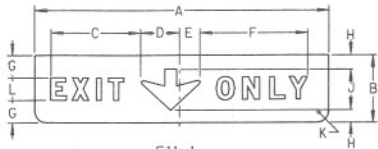


W15-4d

COLORS

LEGEND AND BORDER - BLACK (NON-REFL)
BACKGROUND - YELLOW (REFL)

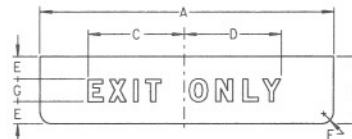
SIGN	A	B	C	D	E	F	G	H	J
MIN.	48	12	3/8	5/8	3	60	13 3/8	13 3/8	1 1/2
STD.	60	18	1/2	3/4	5	80	16 1/4	16 1/4	1 1/2



E11-1
COLORS

LEGEND AND BORDER - BLACK (NON-REFL)
BACKGROUND - YELLOW (REFL)
BORDER WIDTH 2", NO BORDER ON TOP

SIGN	A	B	C	D	E	F	G	H	J	K	L
STD.	VAR	36	48 3/8	21	11	58 1/4	12	7	22	6	12(DM)



E11-1a

COLORS

LEGEND AND BORDER - BLACK (NON-REFL)
BACKGROUND - YELLOW (REFL)
BORDER WIDTH 2", NO BORDER ON TOP

SIGN	A	B	C	D	E	F	G
STD.	VAR.	36	53 3/8	53 1/4	12	6	12(DM)



E11-1z

COLORS

LEGEND AND BORDER - BLACK (NON-REFL)
BACKGROUND - YELLOW (REFL)
BORDER WIDTH 2"

SIGN	A	B	C	D	E	F	G	H
STD.	144	60	60 7/8	60 3/4	53	12	6	12(DM)

DESIGN APPROVED

Robert L. Hutton 12/12/90

APPROVED FOR DISTRIBUTION

August M. Harts

STATE OF ARIZONA
DEPARTMENT OF TRANSPORTATION
DIVISION OF HIGHWAYS
STANDARD DRAWINGS

10-88
REV.
12-90

WARNING SIGNS

DRAWING NO.

4-S-2.18