

W7-1b
COLORS

LEGEND AND BORDER - BLACK (NON-REFL)
BACKGROUND - YELLOW (REFL)

SIGN	A	B	C	D	E	F	G	H	J
MIN	24	3/8	5/8	10/16	7/4	4	40	10	1 1/2
STD	30	1/2	3/4	12/16	9/4	5	50	12 1/2	1 7/8
EXPWY	36	5/8	7/8	15/16	11/8	6	60	15	2 1/4
FWY	48	3/4	1 1/4	20/16	1 1/2	8	80	20	3



W7-3a

COLORS

LEGEND AND BORDER - BLACK (NON-REFL)
BACKGROUND - YELLOW (REFL)

SIGN	A	B	C	D	E	F	G	H	J	K
STD.	24	18	3/8	3/8	1 1/2	4	4	2	6	10

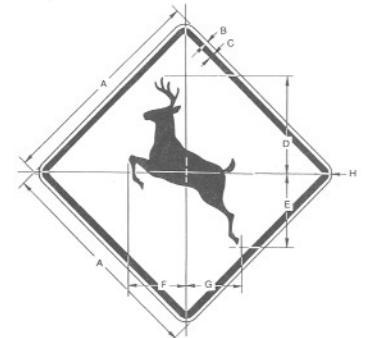


W7-3c

COLORS

LEGEND AND BORDER - BLACK (NON-REFL)
BACKGROUND - YELLOW (REFL)

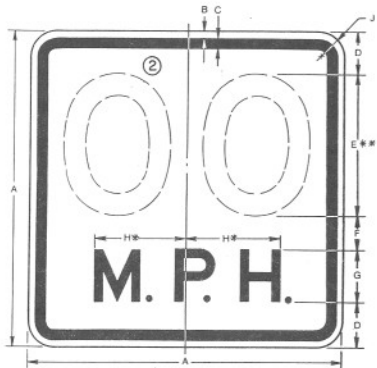
SIGN	A	B	C	D	E	F	G	H	J	K
STD.	24	18	3/8	3/8	1 1/2	4	4	2	10	7



W11-3
COLORS

LEGEND - BLACK (NON-REFL)
BACKGROUND - YELLOW (REFL)

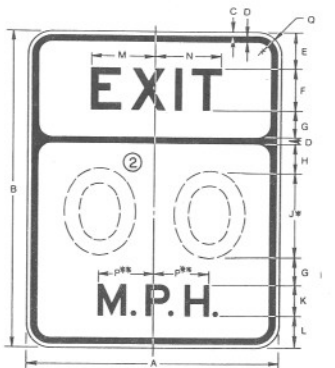
SIGN	A	B	C	D	E	F	G	H
MIN	24	3/8	5/8	10/16	7/4	4	40	10
STD	30	1/2	3/4	12/16	9/4	5	50	12 1/2
EXPWY	36	5/8	7/8	15/16	11/8	6	60	15
FWY	48	3/4	1 1/4	20/16	1 1/2	8	80	20



W13-1
COLORS

LEGEND - BLACK (NON-REFL)
BACKGROUND - YELLOW (REFL)

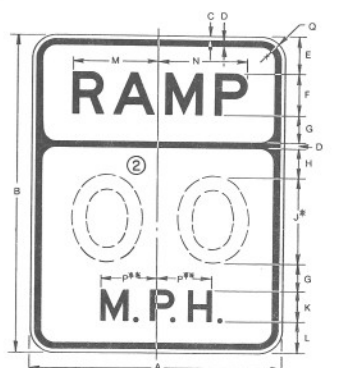
SIGN	A	B	C	D	E	F	G	H	J
STD	18	3/8	5/8	10/16	7/4	4	40	10	1 1/2
SPECIAL	24	3/8	5/8	10/16	7/4	4	40	10	1 1/2
FWY	30	1/2	3/4	5	12	3 1/4	5	5	1 7/8



W13-2
COLORS

LEGEND - BLACK (NON-REFL)
BACKGROUND - YELLOW (REFL)

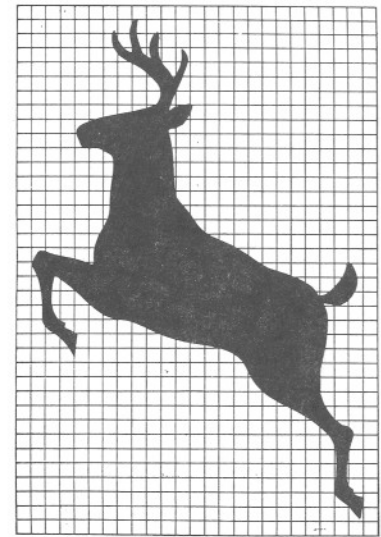
SIGN	A	B	C	D	E	F	G	H	J	K	L	M	N	P	Q
MIN	24	30	3/8	5/8	3 1/2	4E	2 1/2	2 1/8	8E	3E	3	6 1/8	6 3/8	5 1/2	1 1/2
STD	24	30	3/8	5/8	3 1/2	4E	2 1/2	2 1/8	8E	3E	3	6 1/8	6 3/8	5 1/2	1 1/2
EXPWY	36	48	5/8	7/8	6	6E	4	5 1/8	12E	4E	6	9 1/4	9 1/4	7 1/2	2 1/4
FWY	48	60	3/4	1 1/4	7	8E	5	5 3/8	16E	6E	6	12 1/4	12 1/4	10 3/8	3



W13-3
COLORS

LEGEND - BLACK (NON-REFL)
BACKGROUND - YELLOW (REFL)

SIGN	A	B	C	D	E	F	G	H	J	K	L	M	N	P	Q
MIN	24	30	3/8	5/8	3 1/2	4E	2 1/2	2 1/8	8E	3E	3	6 1/4	6 1/4	5 1/2	1 1/2
STD	24	30	3/8	5/8	3 1/2	4E	2 1/2	2 1/8	8E	3E	3	6 1/4	6 1/4	5 1/2	1 1/2
EXPWY	36	48	5/8	7/8	6	6E	4	5 1/8	12E	4E	6	12 1/4	12 1/4	10 3/8	2 1/4
FWY	48	60	3/4	1 1/4	7	8E	5	5 3/8	16E	6E	6	16 1/2	16 1/2	14 1/8	3



NOTES:
1) Dimensions are nominal inches.
2) See roadway plans for numerical value.

DESIGN APPROVED 10/88
Reginald Watt
APPROVED FOR DISTRIBUTION
Ray M. [Signature]
10/88

STATE OF ARIZONA
DEPARTMENT OF TRANSPORTATION
DIVISION OF HIGHWAYS
STANDARD DRAWINGS

WARNING SIGNS

DRAWING NO.

4-S-2.17

MADE BY: DATE: REVISIONS: