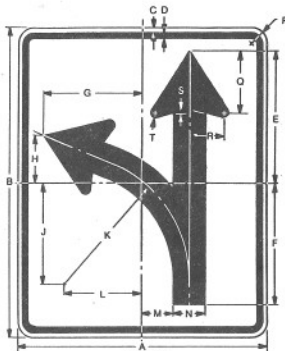


R3-6R

COLORS

LEGEND AND BORDER - BLACK (NON-REFL)
BACKGROUND - WHITE (REFL)



R3-6L

COLORS

LEGEND - BLACK (NON-REFL)
BACKGROUND - WHITE (REFL)



R3-7R

COLORS

LEGEND - BLACK (NON-REFL)
BACKGROUND - WHITE (REFL)



R3-7L

COLORS

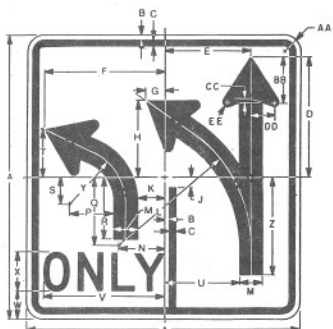
LEGEND - BLACK (NON-REFL)
BACKGROUND - WHITE (REFL)

SIGN	A	B	C	D	E	F	G	H	J	K	L	M	N	P	Q	R	S	T	
STD.	30	36	1/2	3/4	1 1/4	1 1/2	2 1/4	1 1/2	5 1/2	11 1/4	4 1/2	8 3/4	3 3/4	3 1/2	1 1/2	7 1/8	4	5 1/8	1 1/8
SPECIAL	48	60	3/4	1 1/4	2 1/4	2 1/2	3 1/4	2 1/4	7 3/4	15 1/4	6 3/4	12 3/4	4 3/4	5 1/2	3	11 1/8	6 3/8	7 1/8	1 1/8

SIGN	A	B	C	D	E	F	G	H	J	K	L	M	N	P	Q	R	S	T	
STD.	30	36	1/2	3/4	1 1/4	1 1/2	2 1/4	1 1/2	5 1/2	11 1/4	4 1/2	8 3/4	3 3/4	3 1/2	1 1/2	7 1/8	4	5 1/8	1 1/8
SPECIAL	48	60	3/4	1 1/4	2 1/4	2 1/2	3 1/4	2 1/4	7 3/4	15 1/4	6 3/4	12 3/4	4 3/4	5 1/2	3	11 1/8	6 3/8	7 1/8	1 1/8

SIGN	A	B	C	D	E	F	G	H	J	K	L	M	N	P	Q	R	S	U	
STD.	30	30	1/2	3/4	1 1/4	1 1/2	2 1/4	1 1/2	5 1/2	11 1/4	4 1/2	8 3/4	3 3/4	3 1/2	1 1/2	7 1/8	4	5 1/8	1 1/8
SPECIAL	48	48	3/4	1 1/4	2 1/4	2 1/2	3 1/4	2 1/4	7 3/4	15 1/4	6 3/4	12 3/4	4 3/4	5 1/2	3	11 1/8	6 3/8	7 1/8	1 1/8

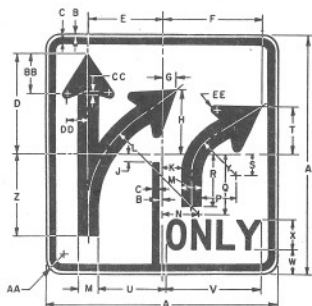
SIGN	A	B	C	D	E	F	G	H	J	K	L	M	N	P	Q	R	S	
STD.	30	30	1/2	3/4	1 1/4	1 1/2	2 1/4	1 1/2	5 1/2	11 1/4	4 1/2	8 3/4	3 3/4	3 1/2	1 1/2	7 1/8	4	5 1/8
SPECIAL	48	48	3/4	1 1/4	2 1/4	2 1/2	3 1/4	2 1/4	7 3/4	15 1/4	6 3/4	12 3/4	4 3/4	5 1/2	3	11 1/8	6 3/8	7 1/8



R3-8L

COLORS

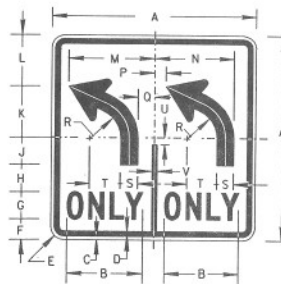
LEGEND - BLACK (NON-REFL)
BACKGROUND - WHITE (REFL)



R3-8R

COLORS

LEGEND - BLACK (NON-REFL)
BACKGROUND - WHITE (REFL)



R3-8L(S)

COLORS

LEGEND AND BORDER - BLACK (NON-REFL)
BACKGROUND - WHITE (REFL)

NOTE:
1) Dimensions are nominal inches

SIGN	A	B	C	D	E	F	G	H	J	K	L	M	N	P	Q	R
STD.	30	1/2	3/4	1 1/4	1 1/2	2 1/4	1 1/2	5 1/2	11 1/4	4 1/2	8 3/4	3 3/4	3 1/2	1 1/2	7 1/8	4 1/8
SPECIAL	48	3/4	1 1/4	2 1/4	2 1/2	3 1/4	2 1/4	7 3/4	15 1/4	6 3/4	12 3/4	4 3/4	5 1/2	3	11 1/8	6 3/8

SIGN	A	B	C	D	E	F	G	H	J	K	L	M	N	P	Q	R
STD.	30	1/2	3/4	1 1/4	1 1/2	2 1/4	1 1/2	5 1/2	11 1/4	4 1/2	8 3/4	3 3/4	3 1/2	1 1/2	7 1/8	4 1/8
SPECIAL	48	3/4	1 1/4	2 1/4	2 1/2	3 1/4	2 1/4	7 3/4	15 1/4	6 3/4	12 3/4	4 3/4	5 1/2	3	11 1/8	6 3/8

SIGN	A	B	C	D	E	F	G	H	J	K	L	M	N	P	Q	R
STD.	30	10 1/4	1/2	3/4	1 1/4	1 1/2	2 1/4	1 1/2	5 1/2	11 1/4	4 1/2	8 3/4	3 3/4	3 1/2	1 1/2	7 1/8
SPECIAL	48	15 1/4	3/4	1 1/4	2 1/4	2 1/2	3 1/4	2 1/4	7 3/4	15 1/4	6 3/4	12 3/4	4 3/4	5 1/2	3	11 1/8

DESIGN APPROVED 10/88
Reginald Watts
 APPROVED FOR DISTRIBUTION
10/88

STATE OF ARIZONA
 DEPARTMENT OF TRANSPORTATION
 DIVISION OF HIGHWAYS
 STANDARD DRAWINGS

REGULATORY SIGNS

REV.
 4-S-2.11

REVISIONS
 DATE
 BY