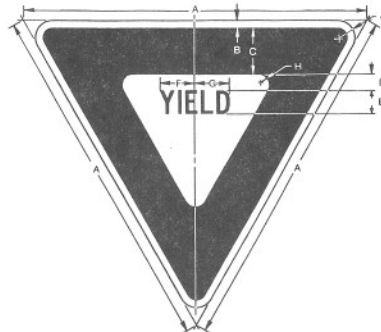


R1-1 * Reduce spacing 40%

LEGEND - WHITE (REFL)
BACKGROUND - RED (REFL)


SIGN	A	B	C	D	E	F
MIN	18	24	3/8	6	6C	3
STD	24	30	3/8	10	10C	5
EXPWY	36	48	3/8	12	12C	6
SPECIAL	48	60	1/2	16	16C	8



R1-2

LEGEND - RED(REFL)
BACKGROUND - WHITE(REFL)


SIGN	A	B	C	D	E	F	G	H	J
MIN	24	36	3/8	3	1 3/8	2C	3 1/4	3	1 7/8
STD	36	54	3/8	4	1 3/4	3C	4 3/8	3 3/8	1 1/2
EXPWY	48	72	3/8	5	2	3C	5 1/4	4 3/8	1 1/2
SPECIAL	60	90	1/2	6	2 3/4	4C	6 1/4	5 3/8	2



R2-1

LEGEND -BLACK (NON-REFL)
BACKGROUND - WHITE (REFL)

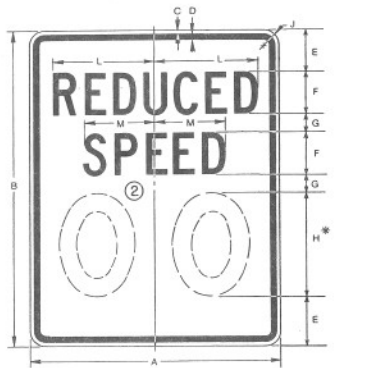
SIGN	A	B	C	D	E	F	G	H	J	K	L
MIN	18	24	3/8	3 1/8	3	3E	2	BE	1 1/2	2 3/4	5 1/2
STD	24	30	3/8	3 1/8	4	4E	2	4E	1 1/2	3 3/4	7 1/2
EXPWY	36	48	3/8	3 1/8	5	5E	2	5E	1 1/2	4 3/4	11
FWY	48	60	3/4	4 1/4	6	6E	2	6E	2	5 3/4	14 1/2



R2-5a

LEGEND -BLACK(NON-REFL)
BACKGROUND - WHITE(REFL)

SIGN	A	B	C	D	E	F	G	H	J	K	L	M	N
MIN	18	24	3/8	3 1/8	4	4 1/2	4C	6 3/8	7	6 3/8	7	11 1/2	7
STD	24	30	3/8	3 1/8	5	5 1/2	5C	8 3/8	10	8 3/8	9 3/8	14 1/2	10
EXPWY	36	48	3/8	3 1/8	6	6 1/2	6C	10 3/8	12 1/2	10 3/8	11 3/8	17 1/2	12 1/2
FWY	48	60	3/4	4 1/4	8	8 1/2	8C	12 3/8	15 1/2	12 3/8	13 3/8	21 1/2	15 1/2



R2-5b

LEGEND -BLACK(NON-REFL)
BACKGROUND - WHITE (REFL)

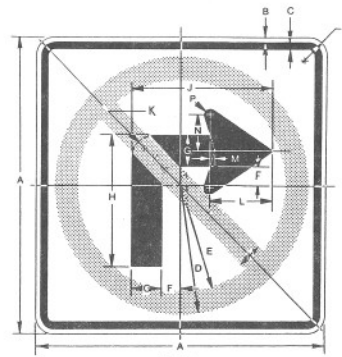
SIGN	A	B	C	D	E	F	G	H	J	K	L	M
MIN	18	24	3/8	3 1/8	3	3C	2	BE	1 1/2	2 3/4	5 1/2	3 1/2
STD	24	30	3/8	3 1/8	4	4C	2	4E	1 1/2	3 3/4	6 1/2	4 1/2
EXPWY	36	48	3/8	3 1/8	5	5C	2	5E	1 1/2	4 3/4	7 1/2	5 1/2
FWY	48	60	3/4	4 1/4	6	6C	2	6E	2	5 3/4	9 1/2	6 1/2



R2-5c

LEGEND -BLACK(NON-REFL)
BACKGROUND - WHITE (REFL)

SIGN	A	B	C	D	E	F	G	H	J	K	L
MIN	18	24	3/8	3 1/8	3 1/2	4C	2 1/2	8 3/8	5 1/2	7	1 1/2
STD	24	30	3/8	3 1/8	4 1/2	4C	2 1/2	9 3/8	6 1/2	8 1/2	1 1/2
EXPWY	36	48	3/8	3 1/8	5 1/2	5C	2 1/2	10 3/8	7 1/2	10 1/2	1 1/2
FWY	48	60	3/4	4 1/4	6 1/2	6C	2 1/2	11 3/8	8 1/2	11 1/2	1 1/2



R3-1

COLORS
CIRCLE & DIAGONAL - RED (REFL)
ARROW, LEGEND & BORDER - BLACK(NON-REFL)
BACKGROUND - WHITE (REFL)

SIGN	A	B	C	D	E	F	G	H	J	K	L	M	N	P
MIN	24	36	3/8	10 1/4	8 1/2	1 1/2	2 1/2	10 1/4	11 1/2	2	3 1/4	3 1/2	2 1/2	1 1/2
STD	24	36	3/8	10 1/4	8 1/2	1 1/2	2 1/2	10 1/4	11 1/2	2	3 1/4	3 1/2	2 1/2	1 1/2
SPECIAL	30	45	3/8	12 1/4	10 1/4	1 1/2	3 1/2	12 1/4	13 1/2	2 1/2	4 1/4	4 1/2	3 1/2	2 1/2
EXPWY	36	54	3/8	14 1/4	12 1/4	1 1/2	4 1/2	14 1/4	15 1/2	3	5 1/4	5 1/2	4 1/2	3 1/2
SPECIAL	48	72	3/4	18 1/4	16 1/4	1 1/2	6 1/2	18 1/4	20 1/2	3 1/2	7 1/4	7 1/2	6 1/2	4 1/2

- NOTES:
1) Dimensions are nominal inches.
2) See roadway plans for numerical value.

DESIGN APPROVED: *Paul White*
APPROVED FOR DISTRIBUTION: *Robert H. ...*
STATE OF ARIZONA
DEPARTMENT OF TRANSPORTATION
DIVISION OF HIGHWAYS
STANDARD DRAWINGS
REGULATORY SIGNS
DRAWING NO. 4-S-2.09
REV.