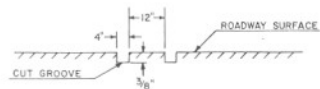
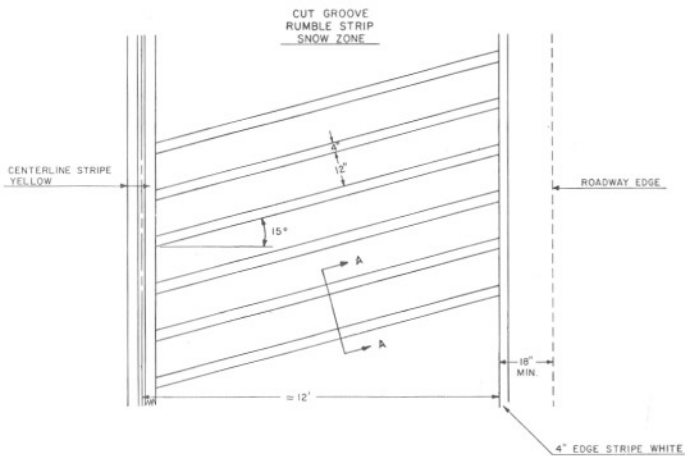


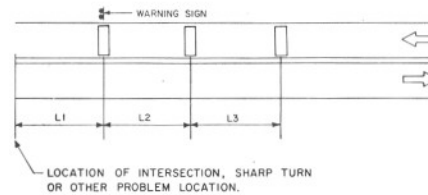
NOTES:

1. SEE STANDARD DRAWING 4-M-2.02 FOR RAISED PAVEMENT MARKERS DETAILS.
2. TYPE AB RAISED PAVEMENT MARKERS ARE BLACK AND NON-REFLECTIVE.
3. TYPE AB RAISED PAVEMENT MARKERS CONSIST OF A HEAT-FIRED VITREOUS CERAMIC BASE AND A HEAT-FIRED, OPAQUE, GLAZED SURFACE.
4. ALL DIMENSIONS ARE NOMINAL, EXCEPT AS OTHERWISE NOTED.
5. SPACING BETWEEN RUMBLE STRIPS MAY BE CHANGED AS DIRECTED BY THE TRAFFIC ENGINEER.



SECTION A-A

TYPICAL INSTALLATION



APPROACH SPEED	L1	L2	L3
≥ 55 MPH	USE TABLE II-1 SECTION 2C-3 IN MANUAL ON UNIFORM TRAFFIC CONTROL DEVICES	200 FT	200 FT
50 MPH		175 FT	175 FT
45 MPH		150 FT	150 FT
40 MPH		140 FT	140 FT
≤ 35 MPH		125 FT	125 FT

DESIGN APPROVED <i>[Signature]</i> 5/21/87	STATE OF ARIZONA DEPARTMENT OF TRANSPORTATION DIVISION OF HIGHWAYS STANDARD DRAWINGS	REV 4-15-85 7-87
APPROVED FOR DISTRIBUTION <i>[Signature]</i> 8/22/87	RUMBLE STRIP DETAILS	DRAWING NO. 4-M-2.10