
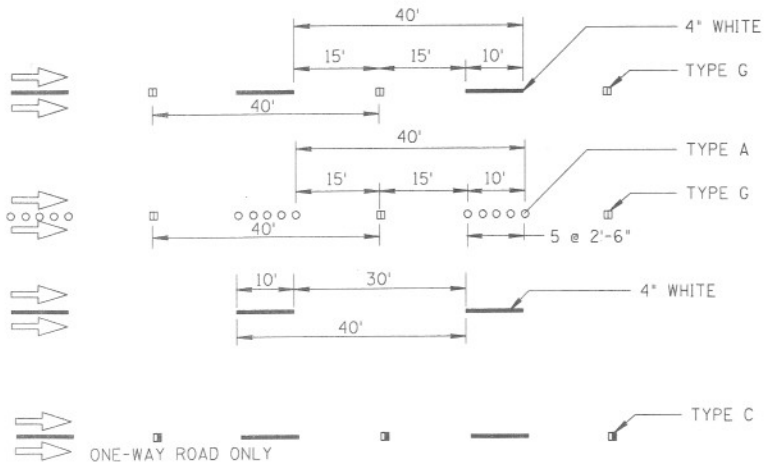


SINGLE DOTTED LINE

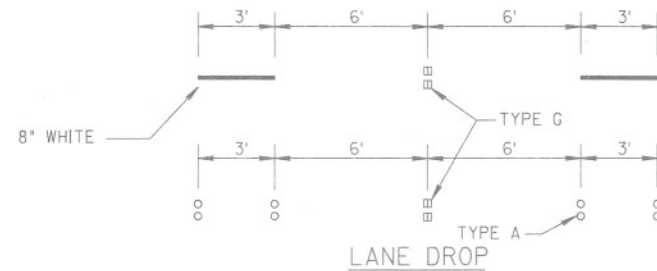


LEFT PAVEMENT EDGE LINES

(See note no. 2)



LANE LINES



LANE DROP

RAISED PAVEMENT MARKER TYPES LEGEND

TYPE A	WHITE (NON-REFLECTIVE)	
TYPE AY	YELLOW (NON-REFLECTIVE)	
TYPE C	CLEAR/RED, (REFLECTIVE)	
TYPE D	YELLOW, TWO-WAY (REFLECTIVE)	
TYPE G	CLEAR, ONE-WAY (REFLECTIVE)	
TYPE H	YELLOW, ONE-WAY (REFLECTIVE)	
TYPE J	WHITE, DAGMAR (REFLECTIVE)	
TYPE JY	YELLOW, DAGMAR (REFLECTIVE)	
TYPE K	WHITE, JIGGLE BAR	
TYPE KY	YELLOW, JIGGLE BAR	

NOTES:

1. Raised pavement markers shall not be used for right pavement edge line.
2. Normally, raised pavement markers for the left edge stripe should not be used.
3. Edge lines are not normally required next to vertical curbs.
4. Raised pavement markers shall be placed so that the reflective face of the marker is facing and perpendicular to traffic.

DO NOT SCALE

DESIGN APPROVED: <i>Robert W. Hatten</i> - 12/12/90	STATE OF ARIZONA DEPARTMENT OF TRANSPORTATION DIVISION OF HIGHWAYS STANDARD DRAWINGS	REV. 2-85 7-87 6-88 12-90
APPROVED FOR DISTRIBUTION: <i>August W. Hantz</i>	PAVEMENT MARKING DETAILS	DRAWING NO. 4-M-2.03.2