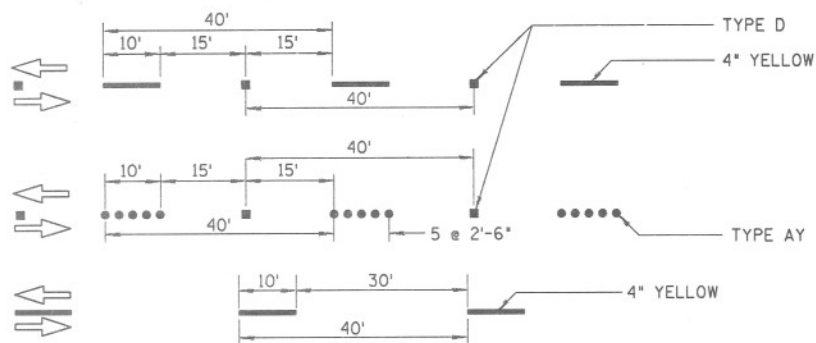
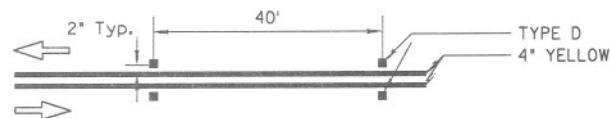


DOUBLE CENTER LINES  
NO PASSING - ONE DIRECTION

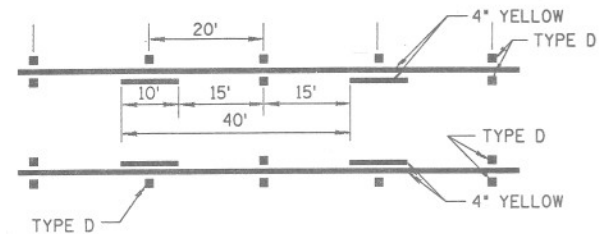


SINGLE CENTER LINES  
PASSING ALLOWED - BOTH DIRECTIONS



DOUBLE CENTER LINES  
NO PASSING - BOTH DIRECTIONS

CENTER LINES



TWO-WAY LEFT-TURN LANE

RAISED PAVEMENT MARKER TYPES      LEGEND

TYPE A	WHITE (NON-REFLECTIVE)	
TYPE AY	YELLOW (NON-REFLECTIVE)	
TYPE C	CLEAR/RED, (REFLECTIVE)	
TYPE D	YELLOW, TWO-WAY (REFLECTIVE)	
TYPE G	CLEAR, ONE-WAY (REFLECTIVE)	
TYPE H	YELLOW, ONE-WAY (REFLECTIVE)	
TYPE J	WHITE, DAGMAR (REFLECTIVE)	
TYPE JY	YELLOW, DAGMAR (REFLECTIVE)	
TYPE K	WHITE, JIGGLE BAR	
TYPE KY	YELLOW, JIGGLE BAR	

NOTES:

1. Raised pavement markers shall not be used for right pavement edge line.
2. Normally, raised pavement markers for the left edge stripe should not be used.
3. Edge lines are not normally required next to vertical curbs.
4. Raised pavement markers shall be placed so that the reflective face of the marker is facing and perpendicular to traffic.

DO NOT SCALE

DESIGN APPROVED <i>Robert Hutto</i> 7/3/91	STATE OF ARIZONA DEPARTMENT OF TRANSPORTATION DIVISION OF HIGHWAYS STANDARD DRAWINGS	REV. 2-85 7-87 6-88 7-91
APPROVED FOR DISTRIBUTION <i>August V. Harts</i>	PAVEMENT MARKING DETAILS	DRAWING NO. 4-M-2.03.1