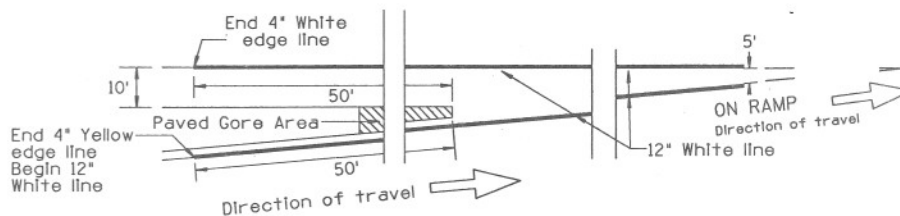
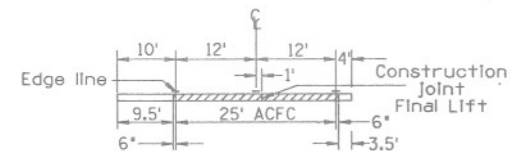


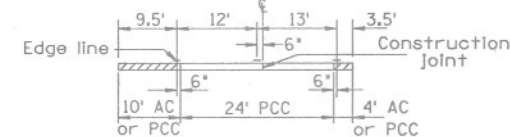
LANE WIDTH TABLE			
Ramp width A(ft)	Lane width X(ft)	Right shoulder Y(ft)	Left shoulder Z(ft)
18	14	2	2
22	14	6	2
24	16	6	2



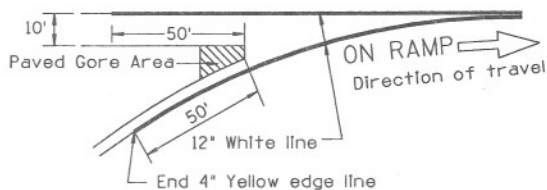
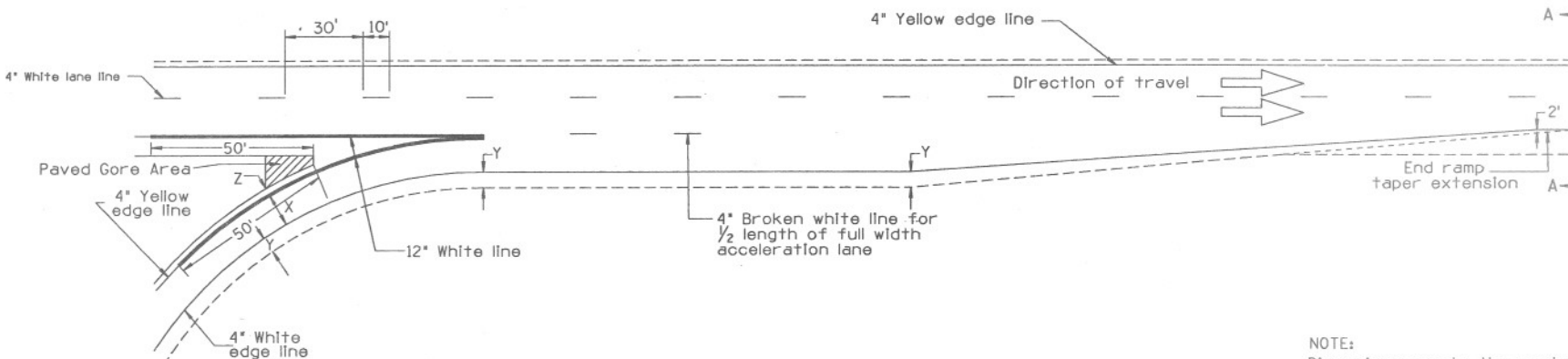
TAPERED ACCELERATION LANES



ASPHALTIC PAVEMENT



CONCRETE PAVEMENT
Section A-A



PARALLEL ACCELERATION LANES

NOTE:
Dimensions are to the center of lines unless otherwise noted.

DO NOT SCALE

DESIGN APPROVED <i>Robert L. Hutto</i> 7/3/91	STATE OF ARIZONA DEPARTMENT OF TRANSPORTATION DIVISION OF HIGHWAYS STANDARD DRAWINGS	REV. 7-91
APPROVED FOR DISTRIBUTION <i>August 1 Hutto</i>	PAVEMENT MARKING FOR FREEWAY ENTRANCE RAMPS	DRAWING NO. 4-M-1.26