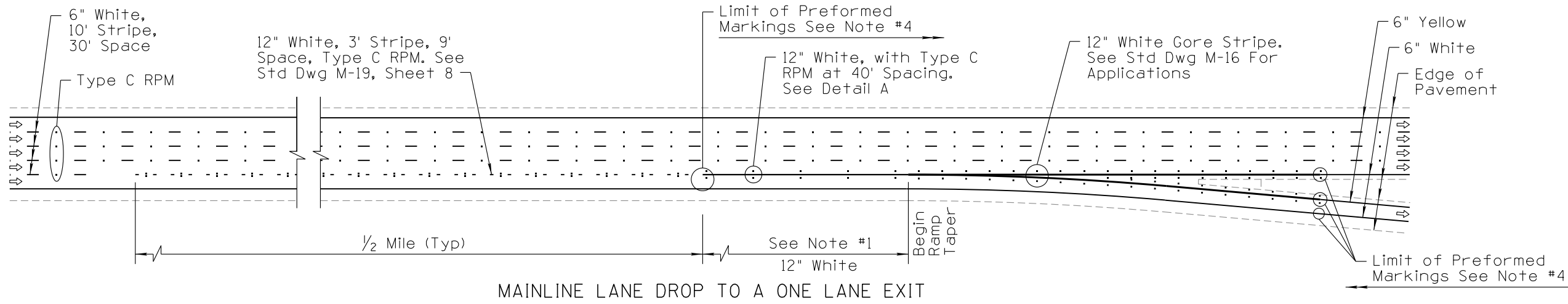
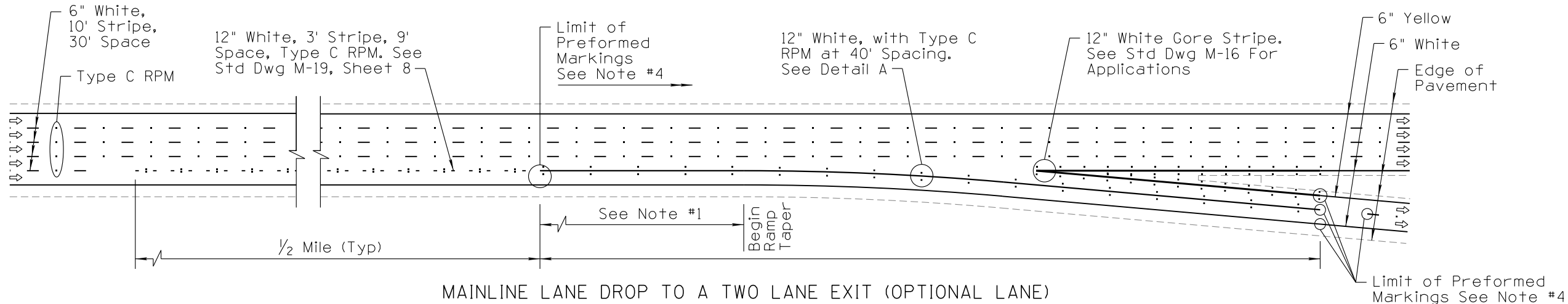


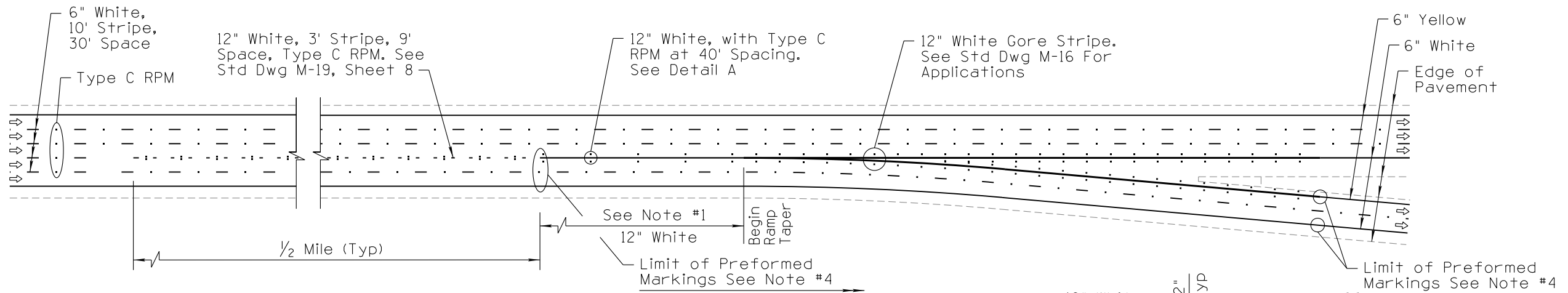
Note to Designer: The information presented in this Standard Drawing has been prepared in accordance with recognized engineering principles and is for general use. It should not be used for specific application without competent professional examination and verification of its suitability and applicability by a licensed professional engineer. Comments within the inner border line shall not be altered.



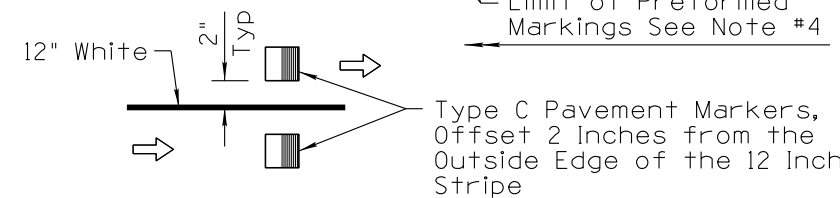
**MAINLINE LANE DROP TO A ONE LANE EXIT**



**MAINLINE LANE DROP TO A TWO LANE EXIT (OPTIONAL LANE)**



**MAINLINE LANE DROP TO A TWO LANE EXIT**



**DETAIL A  
SEE NOTE #2**

**NOTES:**

1. Usually 300 ft, but length may be adjusted based on conditions as directed by the Engineer.
2. Raised pavement markers should be installed at elevations below 4000 ft.
3. Type C raised pavement markers are to be placed at 20 ft spacing, and offset 2 inches from the edge of the gore stripes.
4. Unless otherwise shown on the project plans, all freeway markings statewide should use durable preformed markings for lane lines, gores, HOV lane symbols, and freeway to freeway ramps. When used above elevations of 4000 ft, durable preformed markings should be installed in a groove per manufacturer's recommendations.
5. Chevron markings, if used, are to be placed at a 40 ft spacing from the apex. See Std Dwg M-16.
6. Dimensions are measured to the center of all striping unless noted otherwise.
7. Unless otherwise shown on the project plans, all freeway markings statewide should use inlaid thermoplastic at elevations at or above 4000 ft for longitudinal striping.

STANDARDS ENGINEER <b>H. LUNA</b>	ARIZONA DEPARTMENT OF TRANSPORTATION INFRASTRUCTURE DELIVERY AND OPERATIONS DIVISION <b>TRAFFIC SIGNING &amp; MARKING STANDARD DRAWING</b>
RECOMMENDED FOR APPROVAL GROUP MANAGER <b>M. HANNA</b>	
APPROVED	FREeway LANE DROP PAVEMENT MARKINGS
STANDARDS COMMITTEE APPROVED FOR DISTRIBUTION	
	DATE 08/2020

DRAWING NO. <b>M-17</b>	
1 of 1	