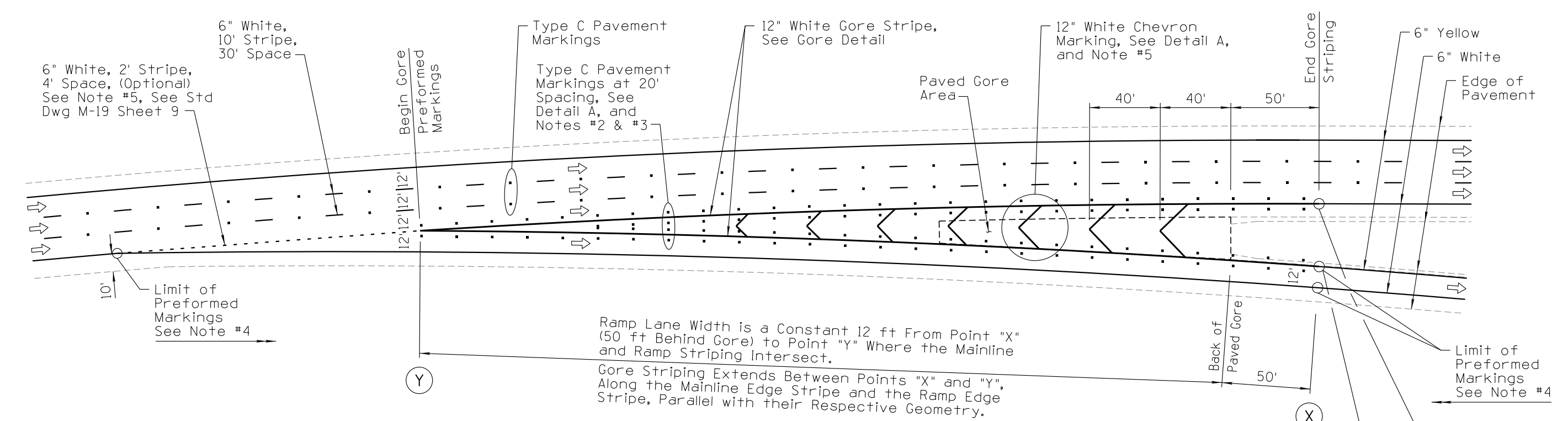


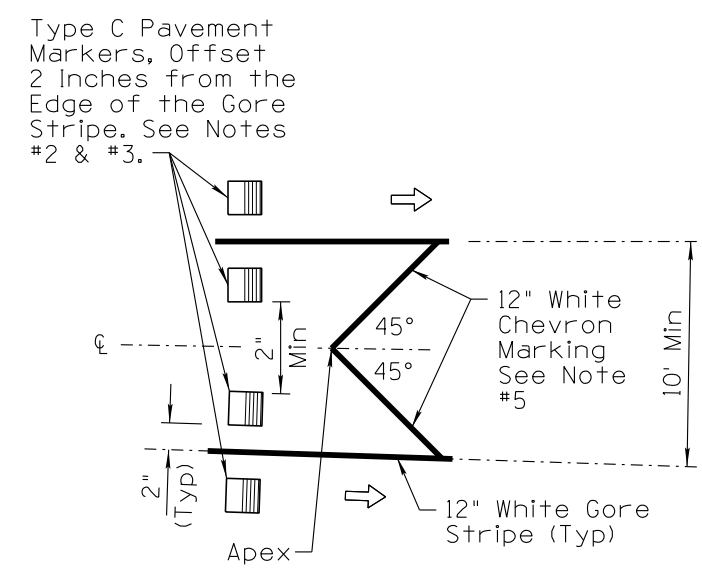
Note to Designer: The information presented in this Standard Drawing has been prepared in accordance with recognized engineering principles and is for general use. It should not be used for specific application without competent professional examination and verification of its suitability and applicability by a licensed professional engineer. Comments within the inner border line shall not be altered.

PRIOR DISTRIBUTION DATE 06/2014



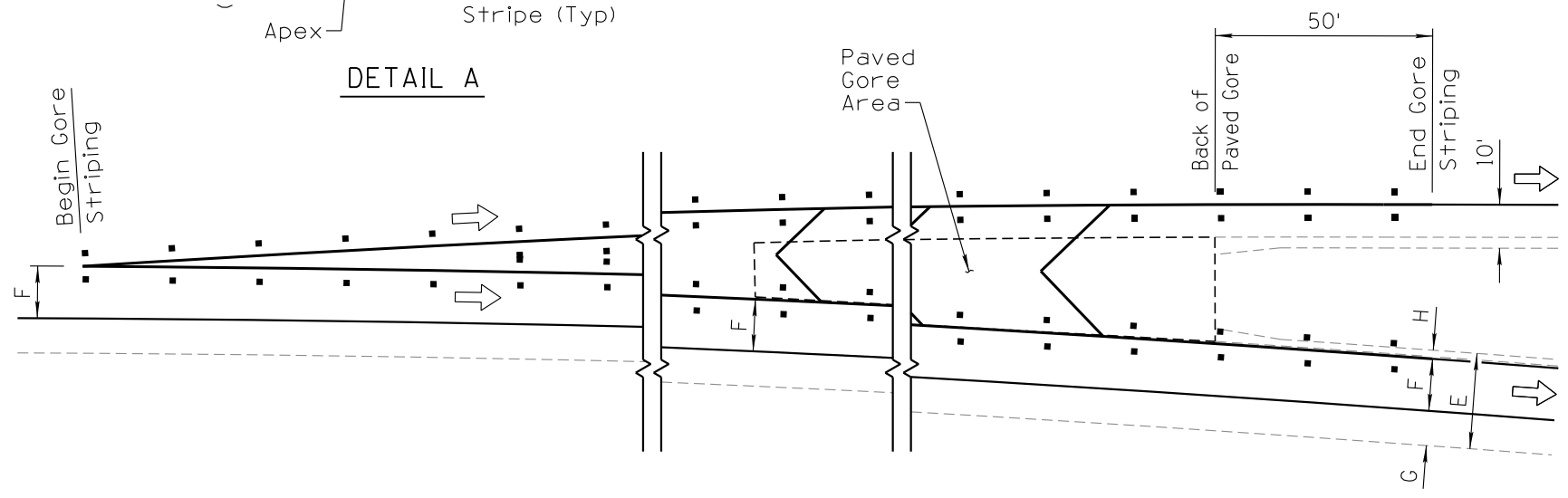
Ramp Lane Width is a Constant 12 ft From Point "X" (50 ft Behind Gore) to Point "Y" Where the Mainline and Ramp Striping Intersect.  
 Gore Striping Extends Between Points "X" and "Y", Along the Mainline Edge Stripe and the Ramp Edge Stripe, Parallel with their Respective Geometry.

**TAPERED DECELERATION LANE**

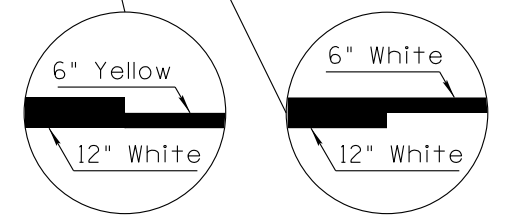


RAMP LANE WIDTH TABLE			
RAMP WIDTH E	LANE WIDTH F	RIGHT SHOULDER G	LEFT SHOULDER H
22 ft	12 ft	8 ft	2 ft
* 28 ft	12 ft	10 ft	6 ft
* 36 ft	(2)/12 ft	8 ft	4 ft
* 40 ft	(2)/12 ft	10 ft	6 ft

\* On Structures



**GORE DETAIL**  
SEE RAMP LANE WIDTH TABLE



**NOTES:**

- Dimensions are measured to the center of all striping unless noted otherwise.
- Raised pavement markers should be installed at elevations below 4000 ft.
- Type C raised reflective pavement markers are to be placed at 20 ft spacing, and offset 2 inches from the edge of the gore stripes.
- Unless otherwise shown on the project plans, all freeway markings statewide should use durable preformed markings for lane lines, gores, HOV lane symbols, and freeway ramps. When used above elevations of 4000 ft, durable preformed markings should be installed in a groove per manufacturer's recommendations.
- Chevron markings are to be installed only when directed by the Engineer. Chevron stripes are to be placed at a 40 ft spacing from the apex.
- Curbed exit ramp noses shall be painted only when directed by the Engineer.
- Unless otherwise shown on the project plans, all freeway markings statewide should use inlaid thermoplastic at elevations at or above 4000 ft for longitudinal stripes.

STANDARDS ENGINEER <b>H. LUNA</b> RECOMMENDED FOR APPROVAL GROUP MANAGER <b>M. HANNA</b> APPROVED STANDARDS COMMITTEE APPROVED FOR DISTRIBUTION 08/2020 <small>DATE</small>	ARIZONA DEPARTMENT OF TRANSPORTATION INFRASTRUCTURE DELIVERY AND OPERATIONS DIVISION <b>TRAFFIC SIGNING &amp; MARKING</b> STANDARD DRAWING	
	PAVEMENT MARKING FOR FREEWAY EXIT RAMP TAPERED DECELERATION LANE	DRAWING NO. <b>M-16</b> 1 of 2