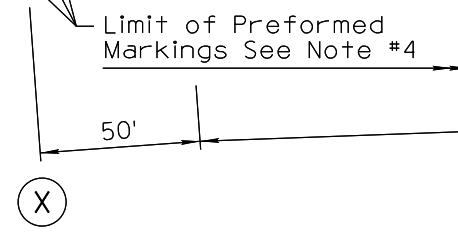
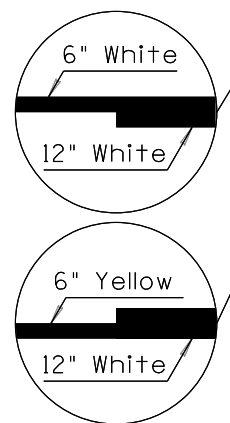
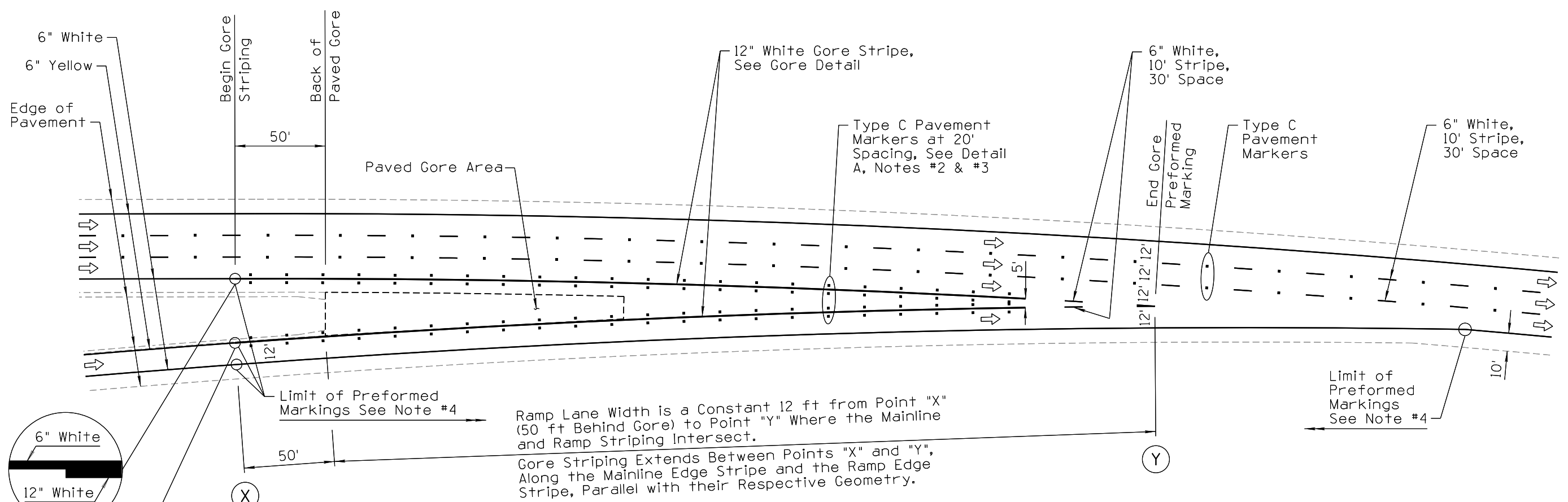


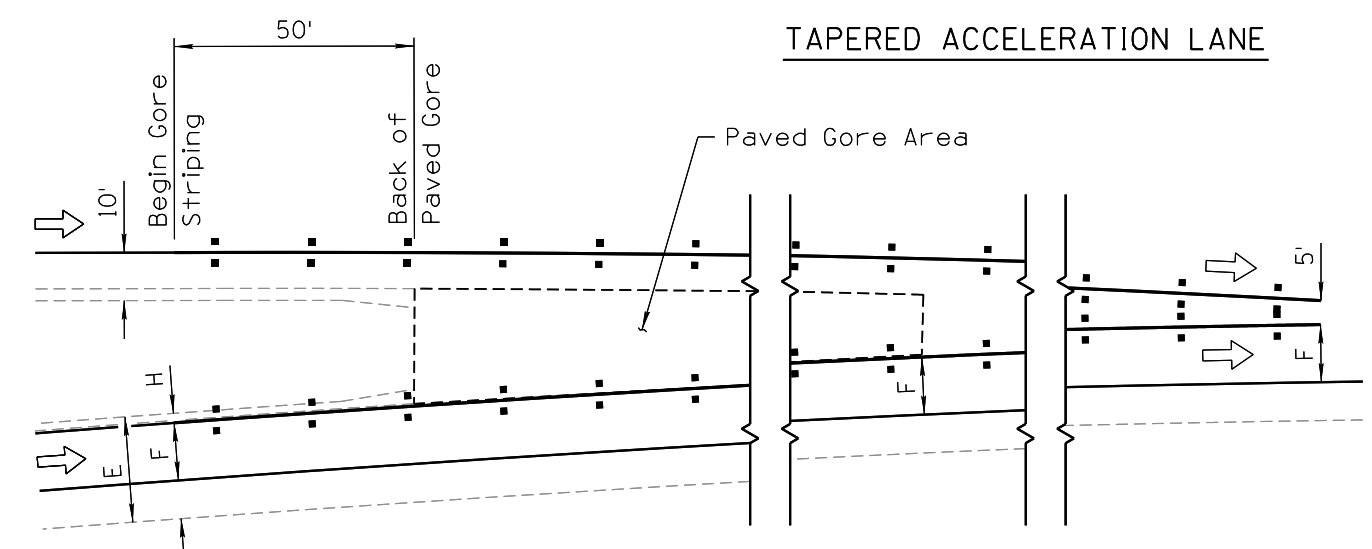
Note to Designer: The information presented in this Standard Drawing has been prepared in accordance with recognized engineering principles and is for general use. It should not be used for specific application without competent professional examination and verification of its suitability and applicability by a licensed professional engineer. Contents within the inner border line shall not be altered.

PRIOR DISTRIBUTION DATE 06/2014

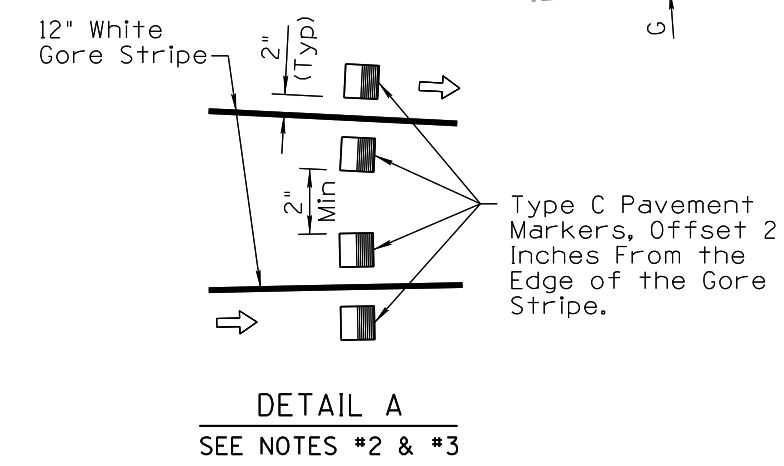


Ramp Lane Width is a Constant 12 ft from Point "X" (50 ft Behind Gore) to Point "Y" Where the Mainline and Ramp Striping Intersect.
 Gore Striping Extends Between Points "X" and "Y", Along the Mainline Edge Stripe and the Ramp Edge Stripe, Parallel with their Respective Geometry.

TAPERED ACCELERATION LANE



GORE DETAIL
SEE RAMP LANE WIDTH TABLE



RAMP LANE WIDTH TABLE			
RAMP WIDTH E	LANE WIDTH F	RIGHT SHOULDER G	LEFT SHOULDER H
22 ft	12 ft	8 ft	2 ft
28 ft	12 ft	10 ft	6 ft
36 ft	(2)/12 ft	8 ft	4 ft
40 ft	(2)/12 ft	10 ft	6 ft

NOTES:

- Dimensions are measured to the center of all striping unless noted otherwise.
- Raised pavement markers should be installed at elevations below 4000 ft.
- Type C raised pavement markers are to be placed at 20 ft spacing, and offset 2 inches from the edge of the gore stripes.
- Unless otherwise shown on the project plans, all freeway markings statewide should use durable preformed markings for lane lines, gores, HOV lane symbols, and freeway to freeway ramps. When used above elevations of 4000 ft, durable preformed markings should be installed in a groove per manufacturer's recommendations.
- Unless otherwise shown on the project plans, all freeway markings statewide should use inlaid thermoplastic at elevations at or above 4000 ft for longitudinal stripes.

STANDARDS ENGINEER
H. LUNA
 RECOMMENDED FOR APPROVAL
 GROUP MANAGER
M. HANNA
 APPROVED
 STANDARDS COMMITTEE APPROVED FOR DISTRIBUTION 8/2020 DATE

ARIZONA DEPARTMENT OF TRANSPORTATION
 INFRASTRUCTURE DELIVERY AND OPERATIONS DIVISION
 TRAFFIC SIGNING & MARKING
 STANDARD DRAWING
 PAVEMENT MARKINGS FOR
 FREEWAY ENTRANCE RAMP
 TAPERED ACCELERATION LANE
 DRAWING NO.
M-15
 1 of 4