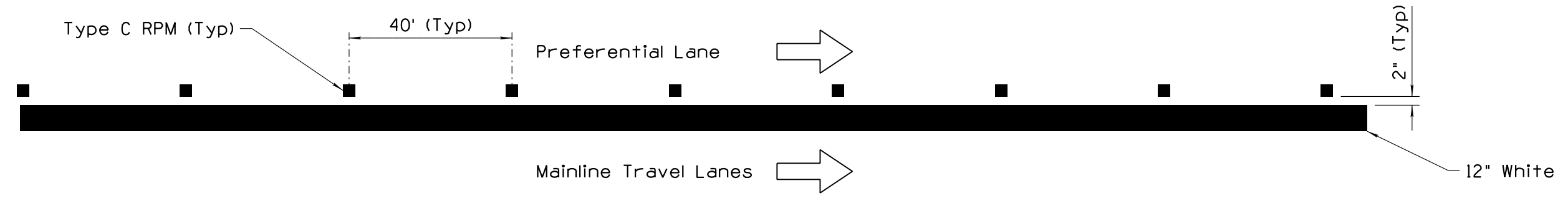
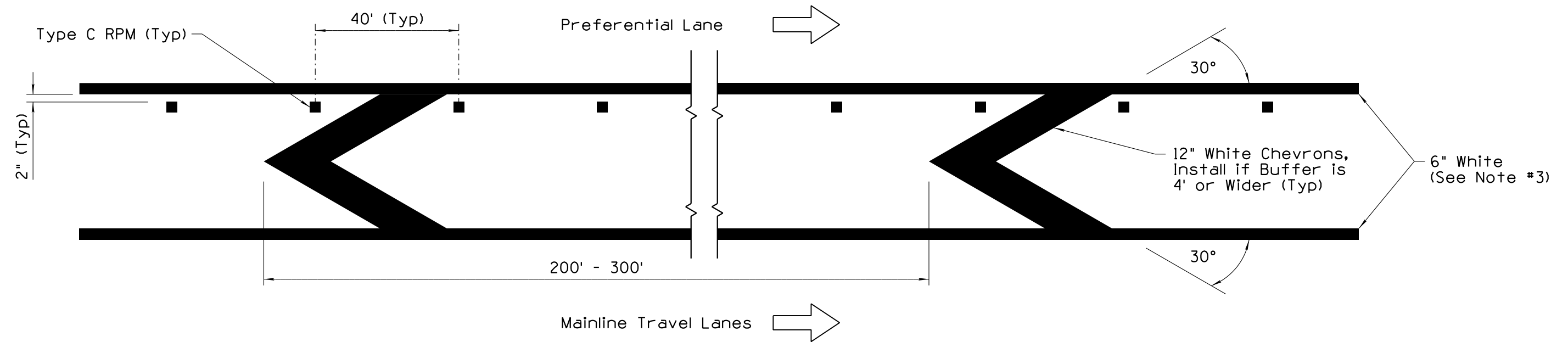


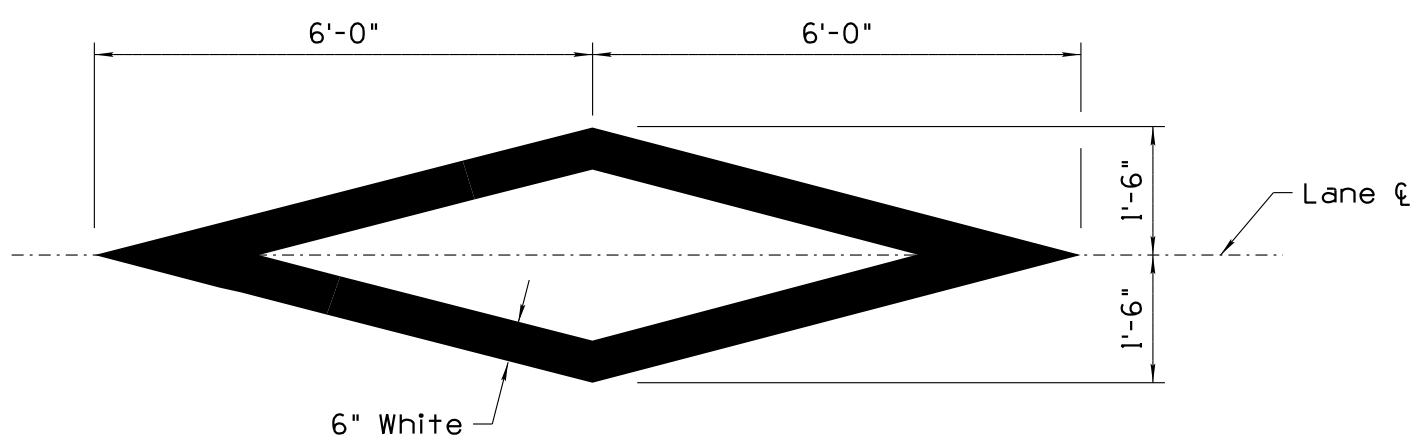
Note to Designer: The information presented in this Standard Drawing has been prepared in accordance with recognized engineering principles and is for general use. It should not be used for specific application without competent professional examination and verification of its suitability and applicability by a licensed professional engineer. Comments within the inner border line shall not be altered.



PREFERENTIAL LANE WITHOUT BUFFER



PREFERENTIAL LANE WITH BUFFER



PREFERENTIAL LANE DIAMOND

NOTES:

1. Preferential lane diamonds should be located approximately 1,000 feet apart.
2. All markings shown are solid white.
3. In restricted-width areas, the buffer can be replaced by a single 12 inch solid white line.
4. RPMs should only be placed where preferential lane width is 12 feet or more.

STANDARDS ENGINEER W. FABER	ARIZONA DEPARTMENT OF TRANSPORTATION INFRASTRUCTURE DELIVERY AND OPERATIONS DIVISION TRAFFIC SIGNING & MARKING STANDARD DRAWING	
RECOMMENDED FOR APPROVAL GROUP MANAGER M. HANNA	PREFERENTIAL LANE PAVEMENT MARKINGS AND MARKERS	DRAWING NO. M-13 1 of 1
APPROVED STANDARDS COMMITTEE APPROVED FOR DISTRIBUTION	1/19 DATE	

PRIOR DISTRIBUTION DATE 06/14