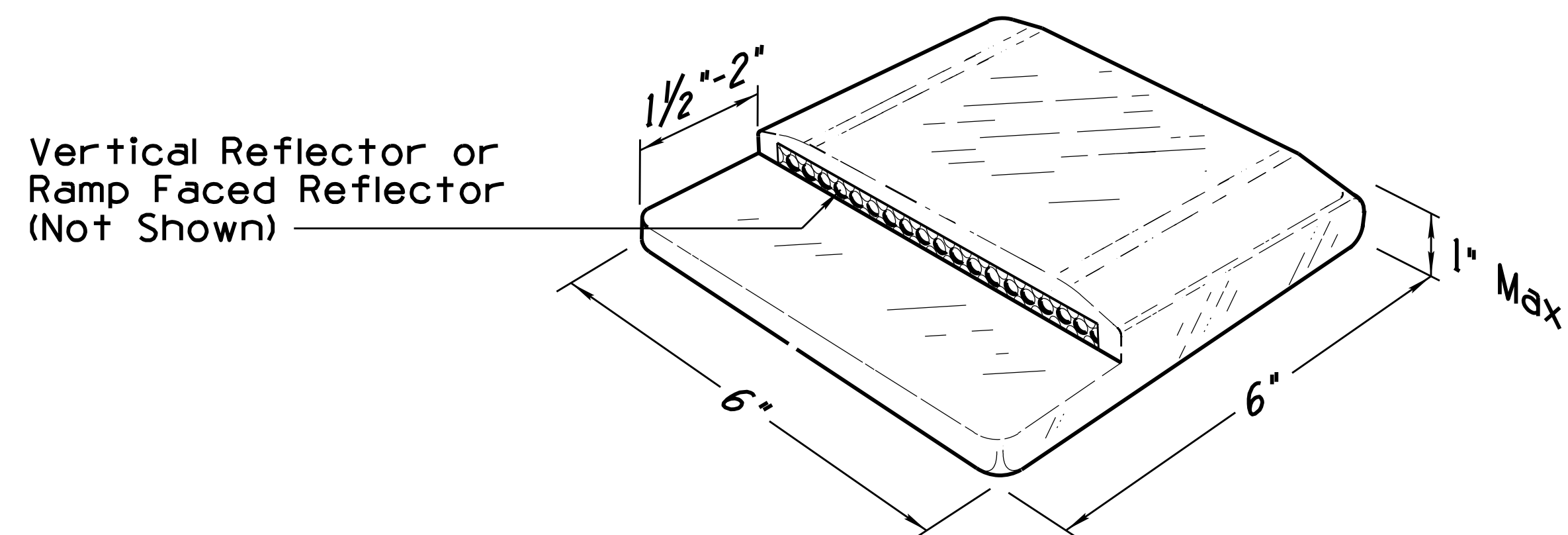
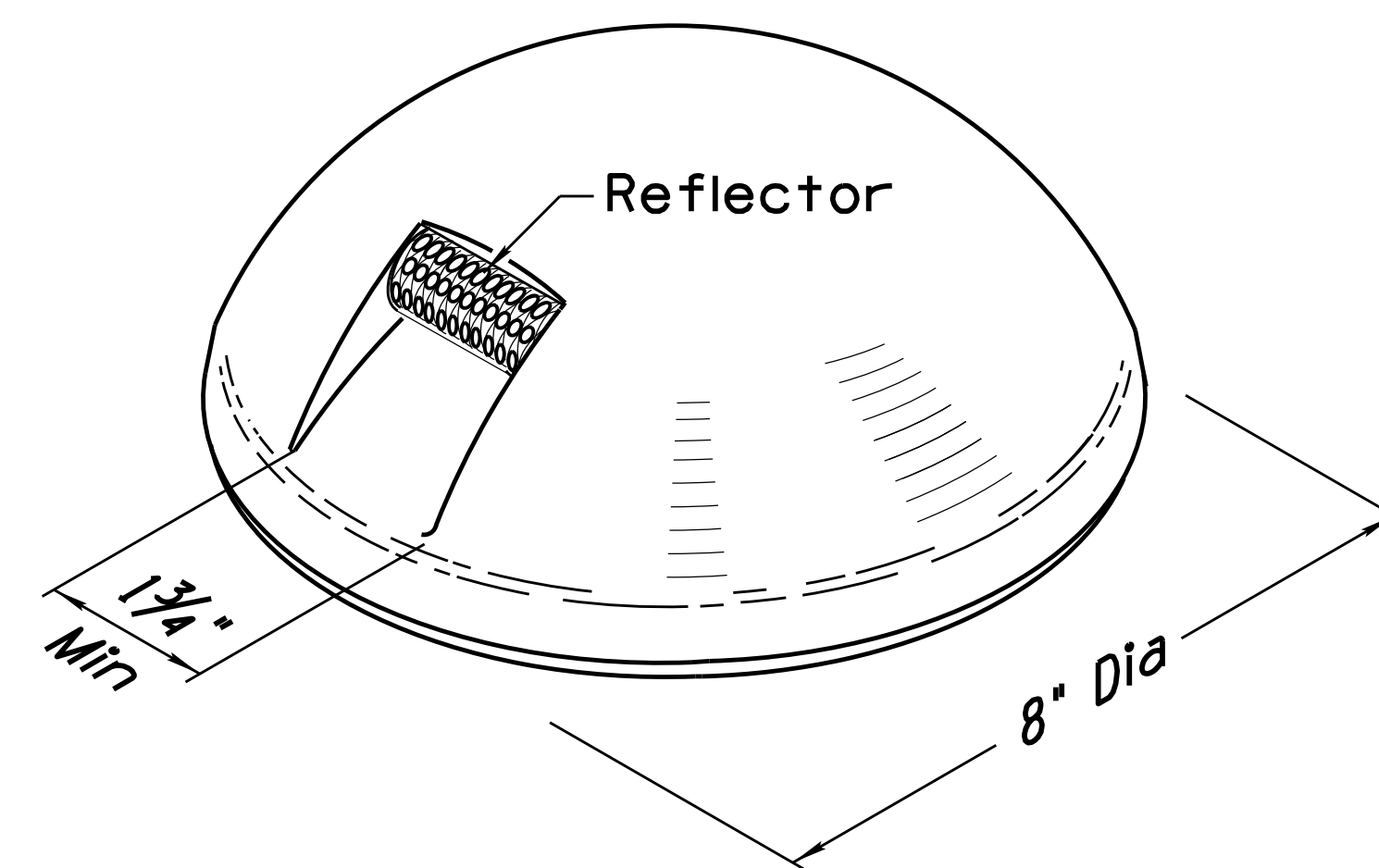
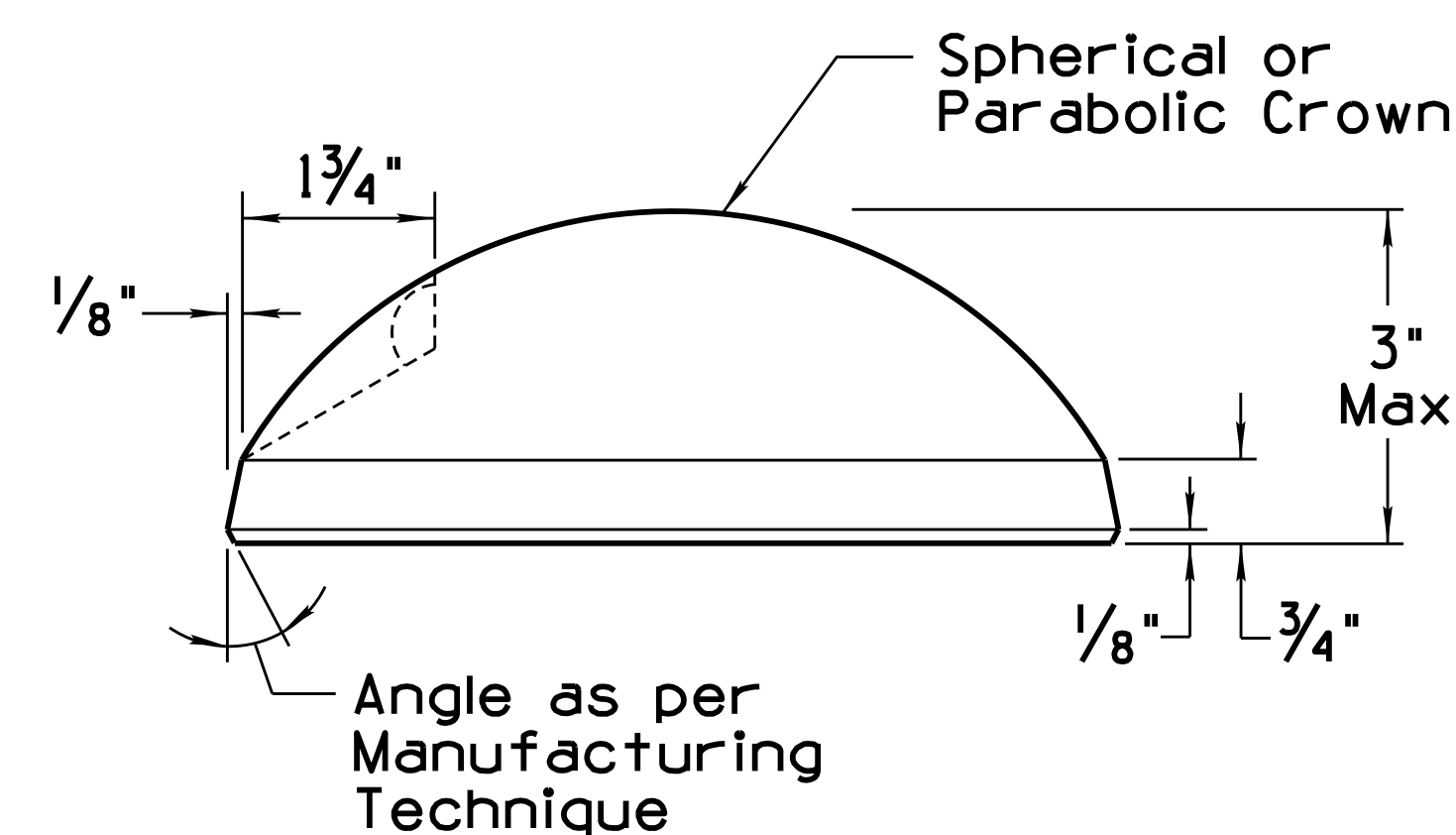


TYPE P TRAFFIC BAR



**TYPES K AND KY JIGGLE BAR
(One-Way)**

**TYPES L AND LY JIGGLE BAR
(Two-Way) (Not Pictured)**



**TYPES J AND JY
Large Channel Marker**

NOTES:

1. See the Standard Specifications for additional requirements.
2. The actual shape of the RPMs and jiggle bars can vary from what is shown, if approved.
3. Lengths and widths may vary. See project plans.
4. The maximum height if used on a roadway area is 3 inches. The height may be less if specified.
5. All dimensions are nominal, except as otherwise noted.
6. The type L and LY markers are the same as the type K and KY markers except they shall have a reflector on both sides of the marker per the required configurations of the type K and KY marker.

Note to Designer: The information presented in this Standard Drawing has been prepared in accordance with recognized engineering principles and is for general use. It should not be used for specific application without competent professional examination and verification of its suitability and applicability by a licensed professional engineer. Contents within the inner border line shall not be altered.

06/2014

PRIOR DISTRIBUTION D-T E

ST-NO-RDS ENGINEER M. ORL-NDINI RECOMMENDED FOR -PPROV-L GROUP M-N-GER	-RIZON- DEP-RTMENT OF TR-NSPORT-TION INFR-STRUCTURE DELIVERY -ND OPER-TIONS DIVISION TRAFFIC SIGNING AND MARKING STANDARD DRAWINGS	
K. WILCOXON -PPROVED	RETROREFLECTIVE R-ISED P-VEMENT M-RKER DET-ILS	DR-WING NO. M-19
ST-NO-RDS COMMITTEE -PPROVED FOR DISTRIBUTION D-TE	11/2024 D-TE	Sheet 4 of 11