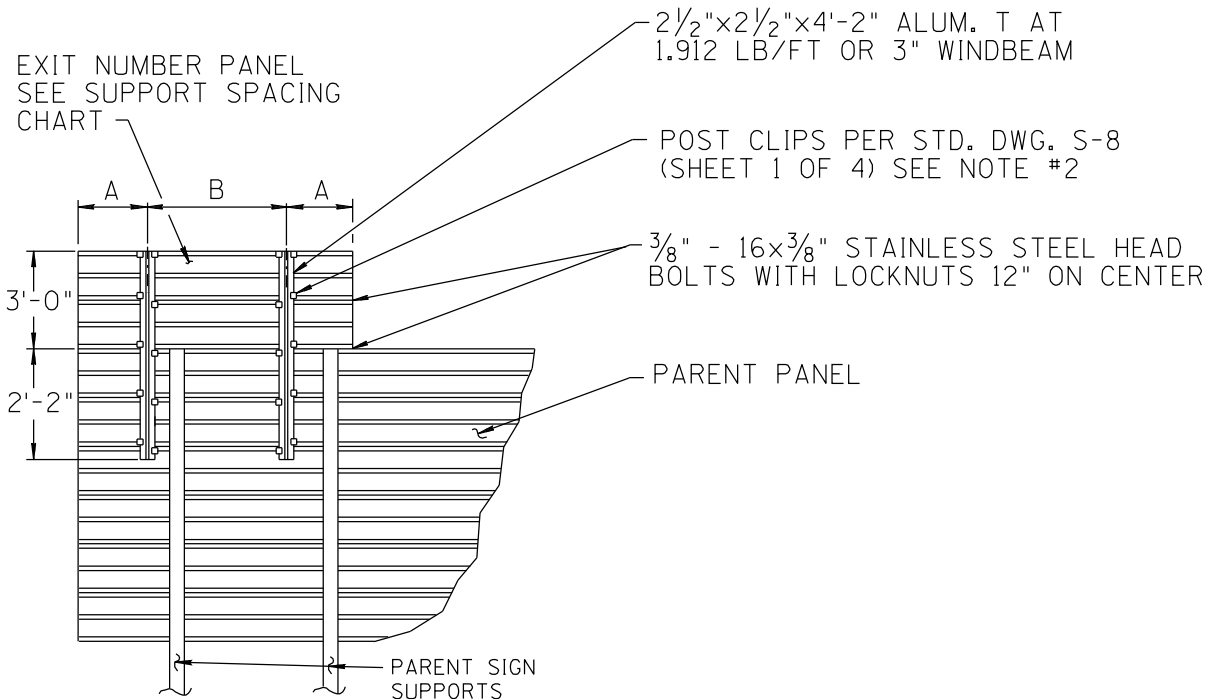
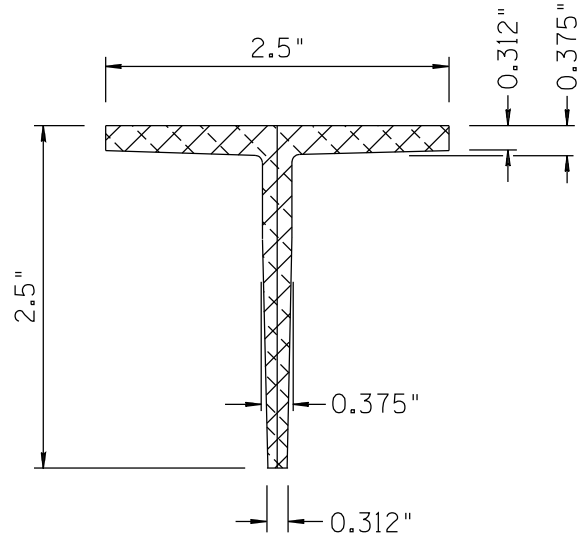


NO	DESCRIPTION OF REVISIONS	MADE BY	DATE
1	RE-ISSUE	L. LOPEZ	2/02
2	CALL-OUT CORRECTIONS	L. LOPEZ	8/06
3			
4			

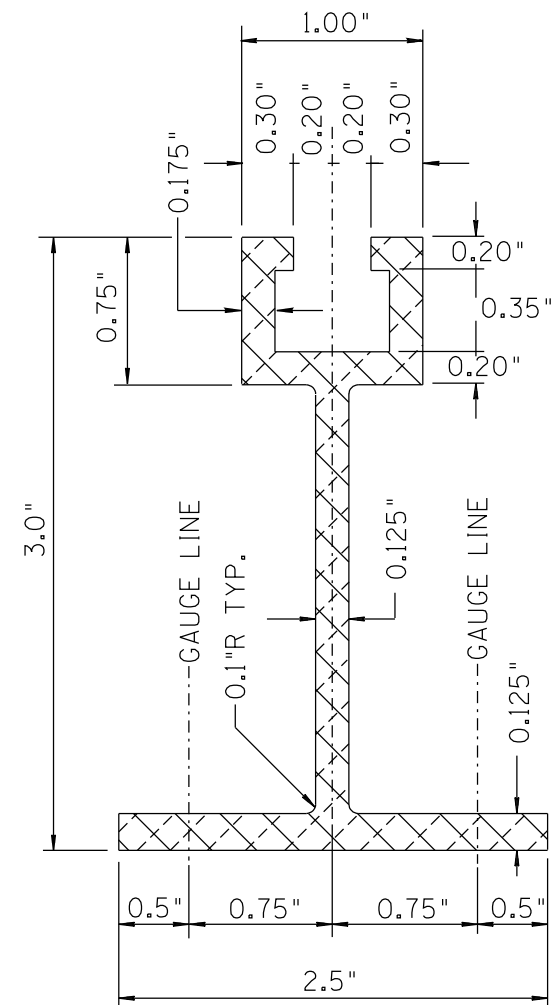


ALUMINUM EXTRUSION PANEL
REAR ELEVATION

PANEL WIDTH	DIMENSION A	DIMENSION B
7'	1'-0"	5'-0"
8'	1'-6"	5'-0"
9'	2'-0"	5'-0"
11'	2'-6"	6'-0"
14'	2'-6"	9'-0"
15'	3'-0"	9'-0"



ALUMINUM T SECTION



WINDBEAM CROSS SECTION

NOTES:

1. THE EXIT NUMBER PANEL SHALL BE MOUNTED WITH TWO (2) UPRIGHTS SO THAT ITS RIGHT EDGE IS EVEN WITH THE RIGHT EDGE OF THE PARENT SIGN OR REVERSE FOR LEFT HAND EXITS.
2. INSTALL TWO POST CLIPS AT EACH JUNCTION OF EXTRUSIONS AND VERTICAL SUPPORT, ONE ON UPPER EXTRUSION AND ONE ON LOWER EXTRUSION WHERE EXTRUSIONS JOIN ONE ANOTHER.
3. THE EXIT PANEL SUPPORT MAY BE MOVED 6" IF IT CONFLICTS WITH THE PARENT SIGN SUPPORT.
4. ALUMINUM SUPPORTS SHALL BE 6061-T6.

SHEET 2 OF 4
NOT TO SCALE

DESIGN APPROVED	ARIZONA DEPARTMENT OF TRANSPORTATION INTERMODAL TRANSPORTATION DIVISION STANDARD DRAWINGS	REV. 8/06
APPROVED FOR DISTRIBUTION	ALUMINUM EXTRUSION EXIT NUMBER PANEL DETAIL	DRAWING NO. S-8