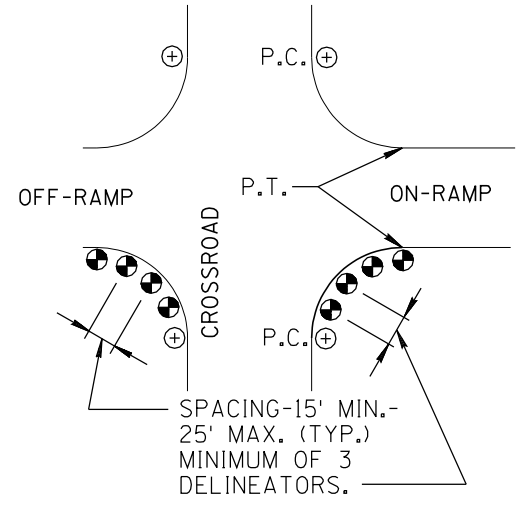
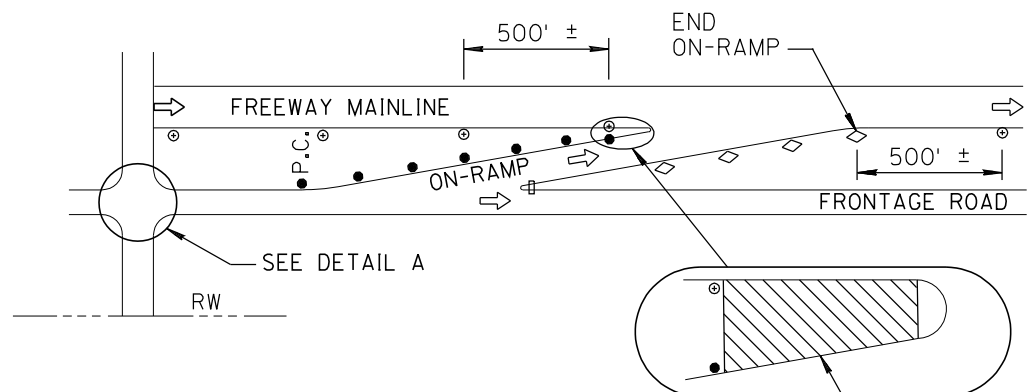
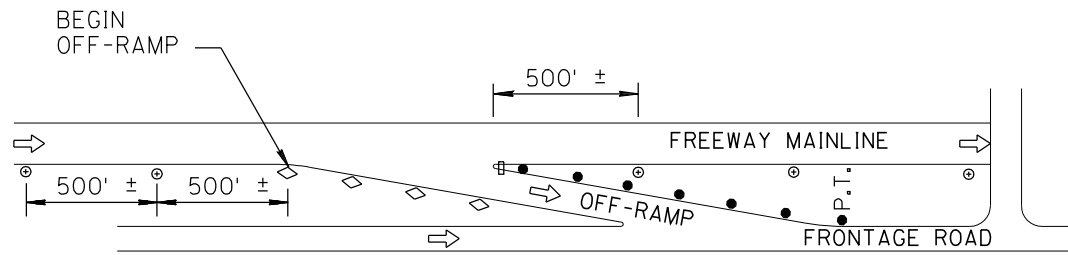
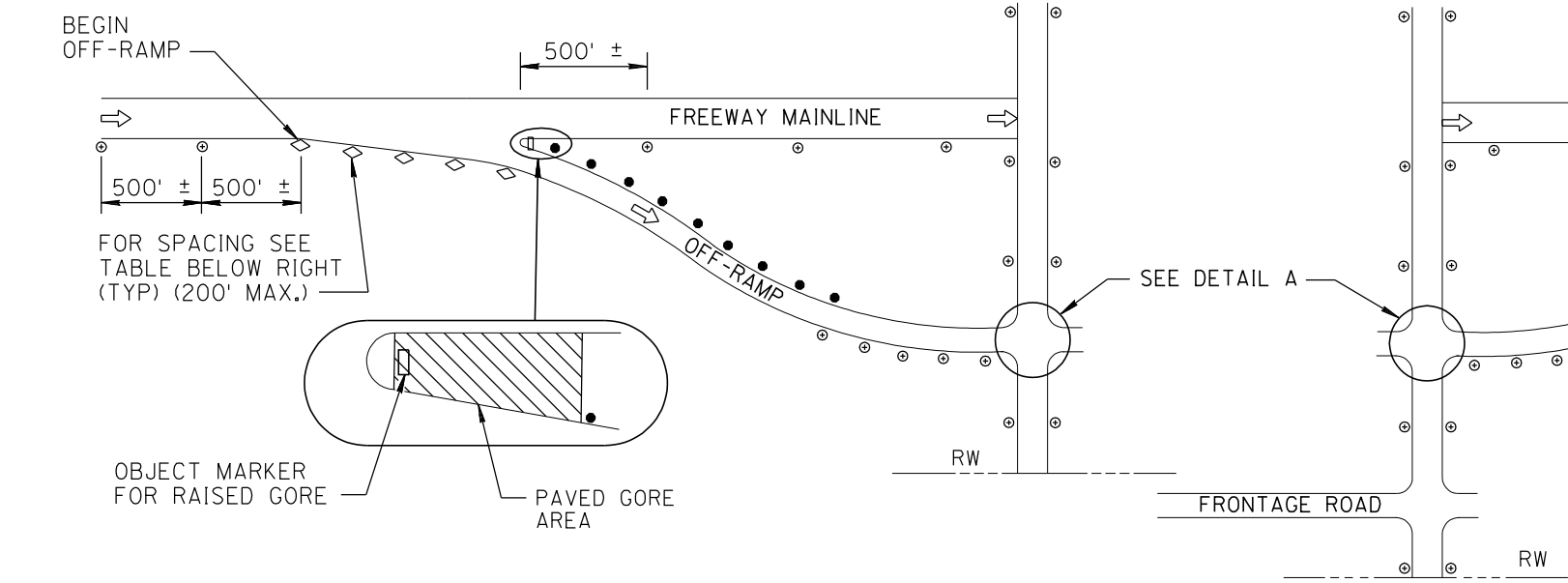


NO	DESCRIPTION OF REVISIONS	MADE BY	DATE
1	RE-ISSUE	L. LOPEZ	2/02
2			
3			
4			



DETAIL A

NOTES:

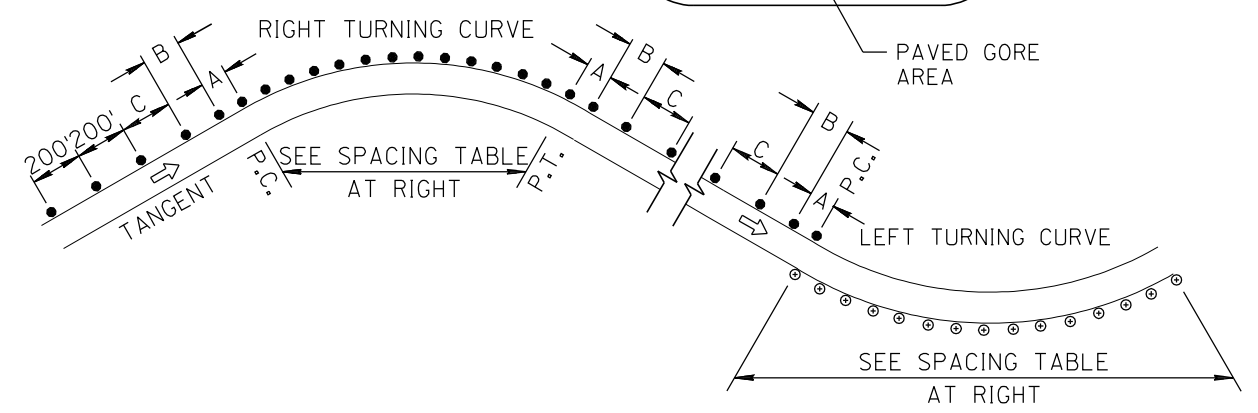
- DELINEATORS MAY BE USED AS GUIDE MARKERS TO INDICATE ROADWAY ALIGNMENT. WHEN USED, THEY SHALL ALWAYS MATCH THE COLOR OF THE EDGE LINE AND SHALL BE PLACED AS FOLLOWS:
  - DOUBLE WHITE DELINEATORS SHALL BE USED ON THE RIGHT SIDE OF RIGHT HAND ACCELERATION AND DECELERATION LANES.
  - DOUBLE YELLOW DELINEATORS SHALL BE USED ON THE LEFT SIDE OF LEFT HAND ACCELERATION AND DECELERATION LANES.
  - SINGLE WHITE DELINEATORS SHALL BE PLACED ON THE RIGHT SIDE OF LEFT-CURVING INTERCHANGE RAMPS.
  - SINGLE YELLOW DELINEATORS SHALL BE PLACED ON THE LEFT SIDE OF THE TANGENT AND RIGHT-CURVING INTERCHANGE RAMPS.
- SPACING SHALL BE IN ACCORDANCE WITH THE SPACING TABLE. MAXIMUM RAMP SPACING SHALL BE 200 FT.
- THE CROSSROAD THROUGH AN INTERSECTION IS NORMALLY DELINEATED ON THE RIGHT SIDE WITHIN THE LIMITS OF THE RIGHT-OF-WAY AT RURAL INTERCHANGES AND GRADE SEPERATIONS. IN URBAN AREAS OR WHERE SIDEWALKS ARE PRESENT, CROSSROAD AND ON-RAMP THROAT DELINEATION IS NOT NORMALLY PROVIDED.
- ALL DIMENSIONS ARE IN FEET, EXCEPT AS NOTED.

DELINEATOR SPACING TABLE

RADIUS OF CURVE IN FT.	SPACING ON CURVE IN FT.	SPACING IN ADVANCE AND BEYOND CURVE IN FT.		
		A	B	C
LESS THAN 150	25	45	75	150
150 - 300	50	90	150	200
300 - 500	75	135	200	200
500 - 1000	100	180	200	200
1000 - 2000	150	200	200	200
GREATER THAN 2000	200	200	200	200

LEGEND:

- ⊕ SINGLE WHITE
- ⊙ 360° WHITE
- SINGLE YELLOW
- ▭ TRIPLE HORIZONTAL OBJECT MARKER
- ⊙ 360° YELLOW
- ◇ DOUBLE WHITE



TYPICAL RAMP SPACING

SHEET 2 OF 2  
NOT TO SCALE

<b>APPROVED FOR DISTRIBUTION</b> <b>ARCHIVED</b>	DESIGN APPROVED	ARIZONA DEPARTMENT OF TRANSPORTATION INTERMODAL TRANSPORTATION DIVISION STANDARD DRAWINGS	REV. 2/02
		INTERCHANGE DELINEATOR SPACING	DRAWING NO. M-26