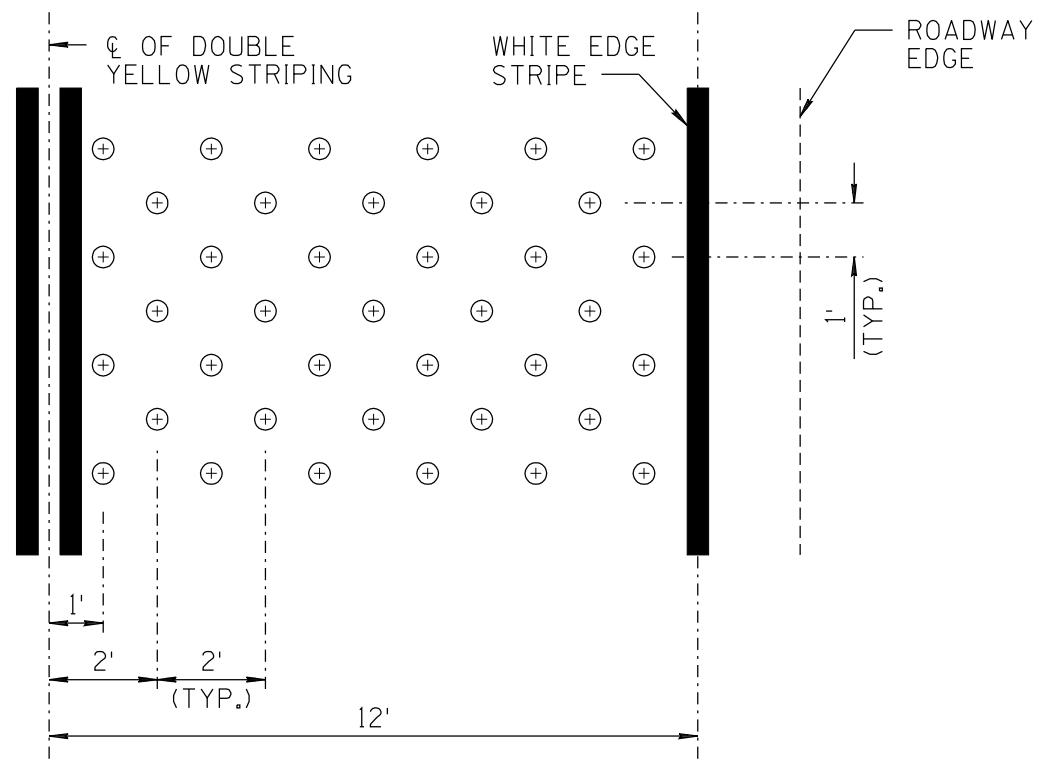
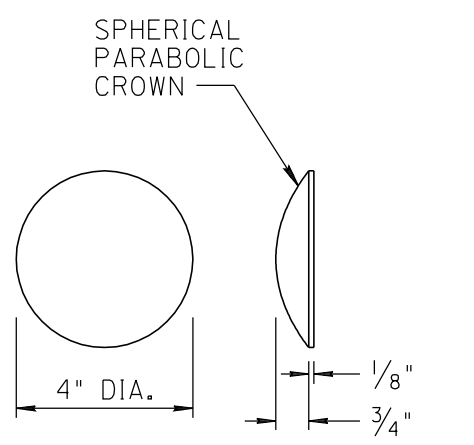


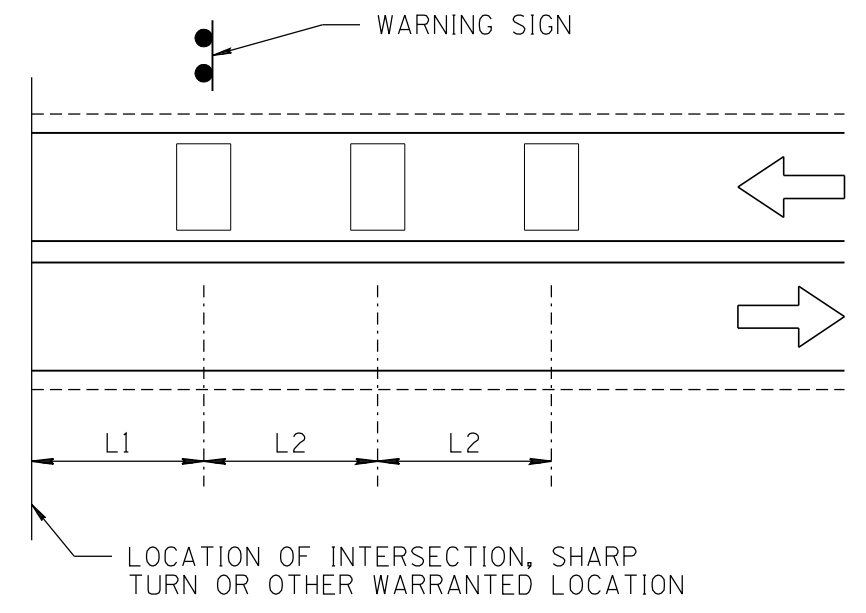
NO	DESCRIPTION OF REVISIONS	MADE BY	DATE
1	RE-ISSUE	L. LOPEZ	2/02
2			
3			
4			



TYPE AB RAISED PAVEMENT MARKER
TRANSVERSE RUMBLE STRIP
(NON SNOW ZONE)

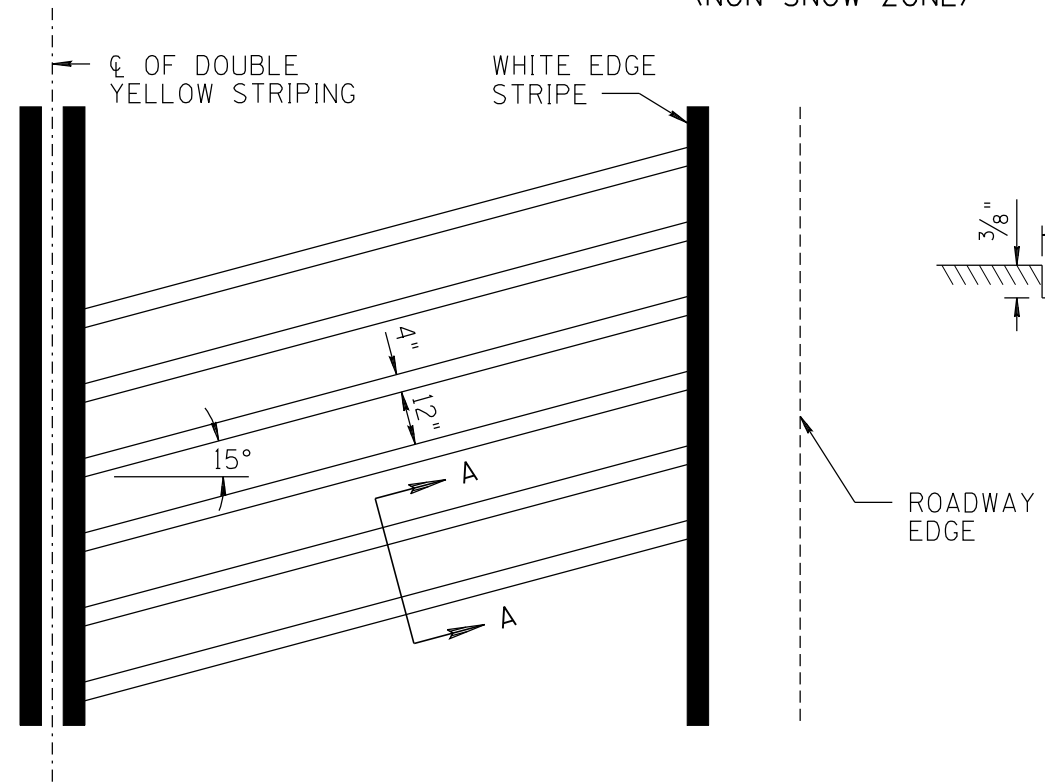


TYPE AB (BLACK) NON-REFLECTIVE
RAISED PAVEMENT MARKER

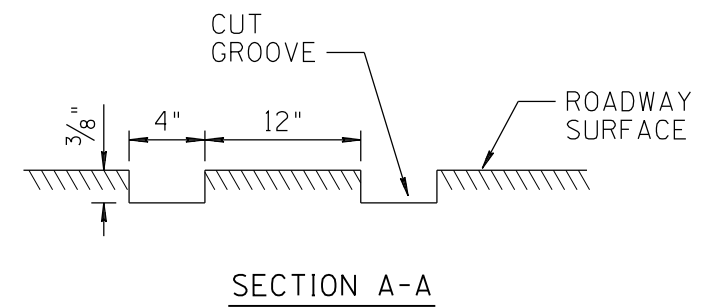


APPROACH SPEED	L1	L2
≥ 55 MPH	USE TABLE II-1 IN MANUAL ON UNIFORM TRAFFIC CONTROL DEVICES	200 FT
50 MPH		175 FT
45 MPH		150 FT
40 MPH		140 FT
≤ 35 MPH		125 FT

TYPICAL INSTALLATION



CUT GROOVE TRANSVERSE
RUMBLE STRIP
(SNOW ZONE)



SECTION A-A

NOTES:

1. SEE STD DWG M-19 FOR RAISED PAVEMENT MARKER DETAILS.
2. TYPE AB RAISED PAVEMENT MARKERS ARE BLACK AND NON-REFLECTIVE.
3. TYPE AB RAISED PAVEMENT MARKERS CONSIST OF A HEAT-FIRED VITREOUS CERAMIC BASE AND A HEAT-FIRED, OPAQUE, GLAZED SURFACE.
4. SPACING BETWEEN RUMBLE STRIPS MAY BE CHANGED AS DIRECTED BY THE ENGINEER.

NOT TO SCALE

DESIGN APPROVED	ARIZONA DEPARTMENT OF TRANSPORTATION INTERMODAL TRANSPORTATION DIVISION STANDARD DRAWINGS	REV. 2/02
APPROVED FOR DISTRIBUTION		DRAWING NO. M-21