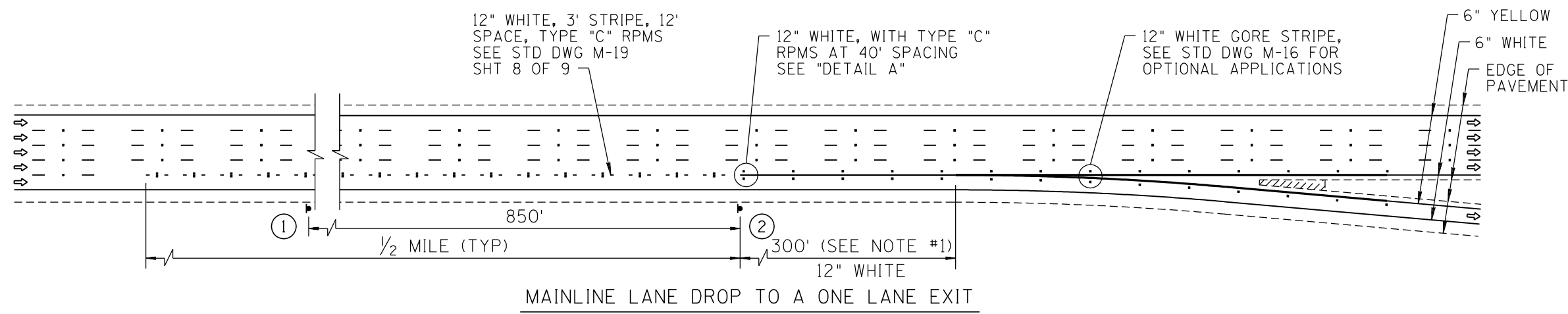


NO	DESCRIPTION OF REVISIONS	MADE BY	DATE
1	RE-ISSUE	L. LOPEZ	2/02
2			
3			
4			



SIGN LEGEND:

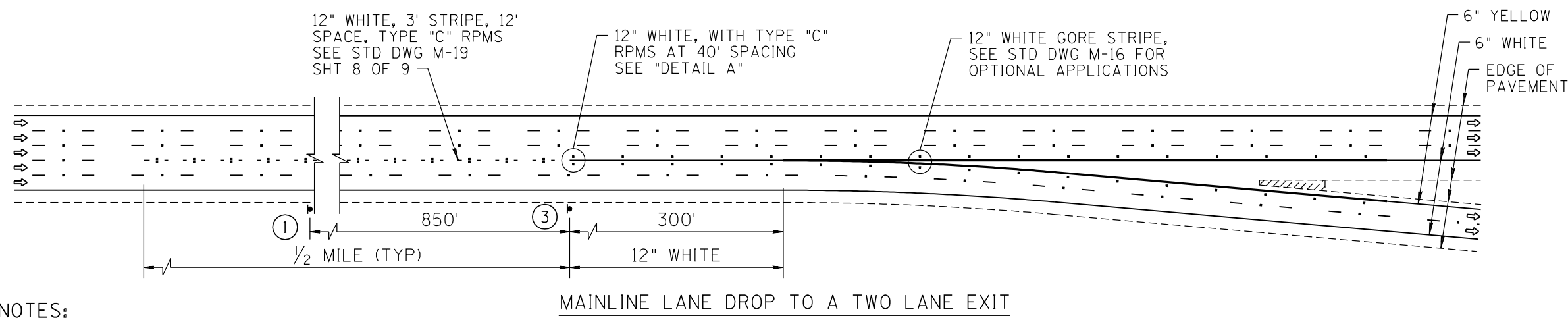
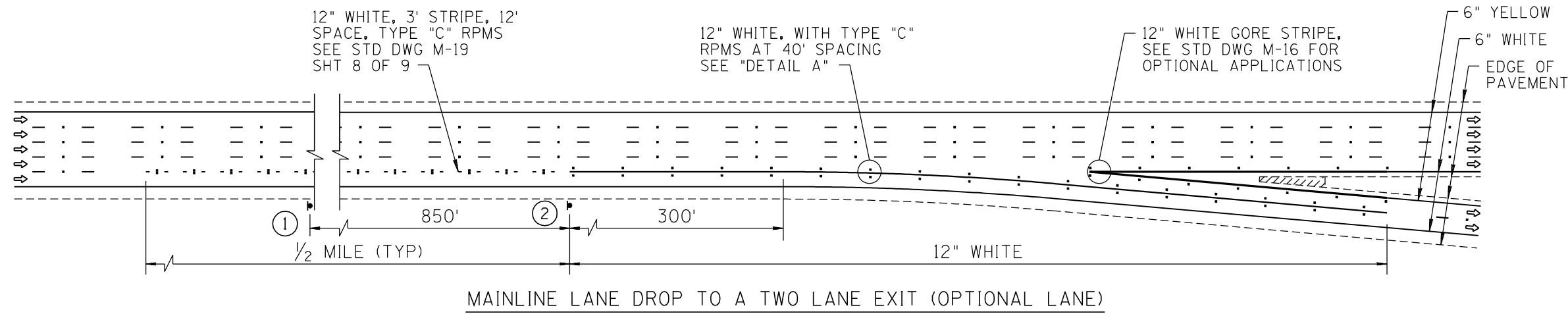
① W20-8
48" x 48"



② E11-1z
144" x 60"

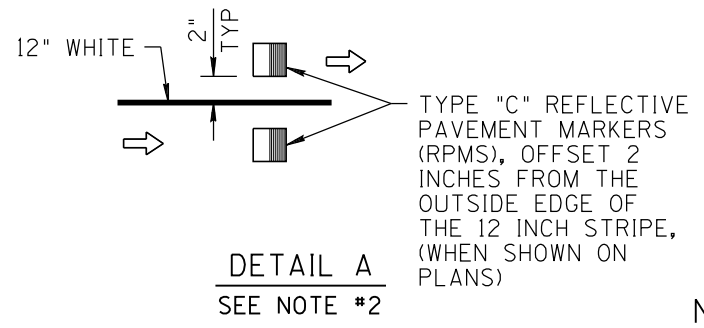


③



NOTES:

1. THE 300 FT. SOLID WHITE LINE EXTENSION FROM THE PAINTED GORE IS OPTIONAL (SEE MUTCD).
2. TO BE INSTALLED ONLY WHEN DIRECTED BY THE ENGINEER.
3. TYPE "C" REFLECTIVE PAVEMENT MARKERS ARE TO BE PLACED OUTSIDE THE GORE STRIPES, OFFSET 2 INCHES AND AT A 40 FT. SPACING.
4. CHEVRON STRIPES ARE TO BE PLACED AT A 40 FT. SPACING FROM THE APEX. (OPTIONAL, SEE STD DWG M-16)
5. CURBED EXIT RAMP NOSES SHALL BE PAINTED ONLY WHEN DIRECTED BY THE ENGINEER.



NOT TO SCALE

DESIGN APPROVED APPROVED FOR DISTRIBUTION	ARIZONA DEPARTMENT OF TRANSPORTATION INTERMODAL TRANSPORTATION DIVISION STANDARD DRAWINGS	REV. 2/02
	FREEWAY LANE DROP PAVEMENT MARKINGS	DRAWING NO. M-17