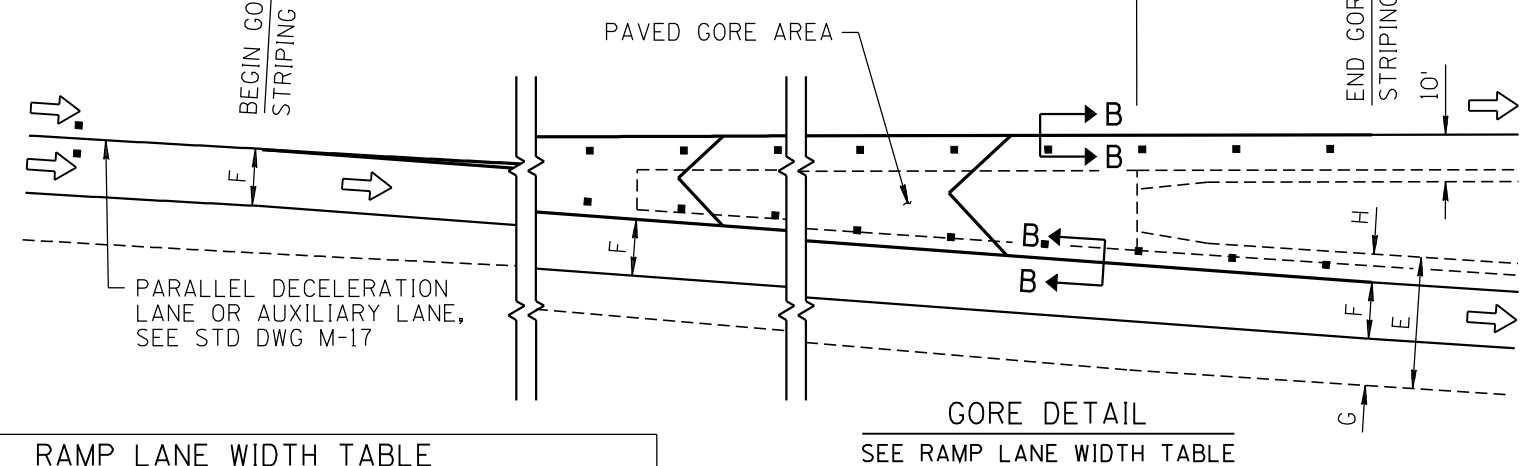
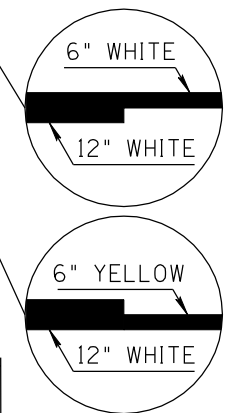
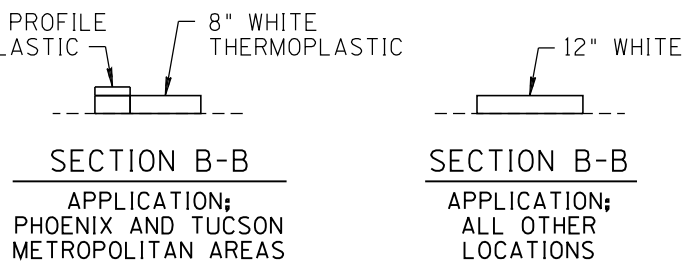
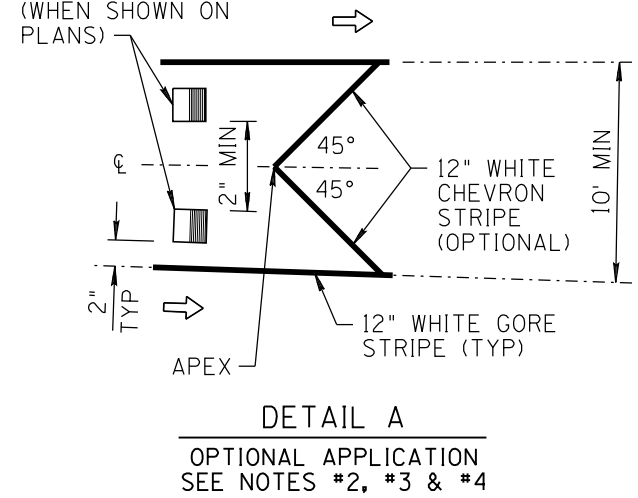
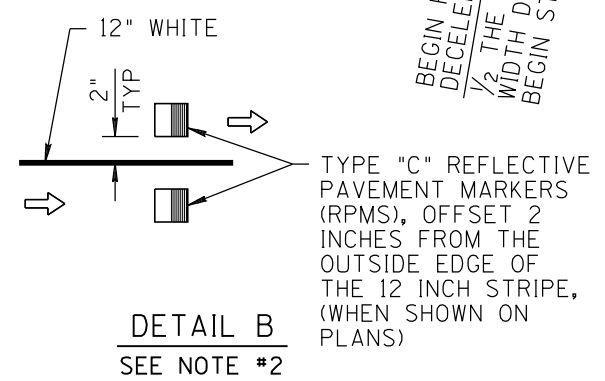
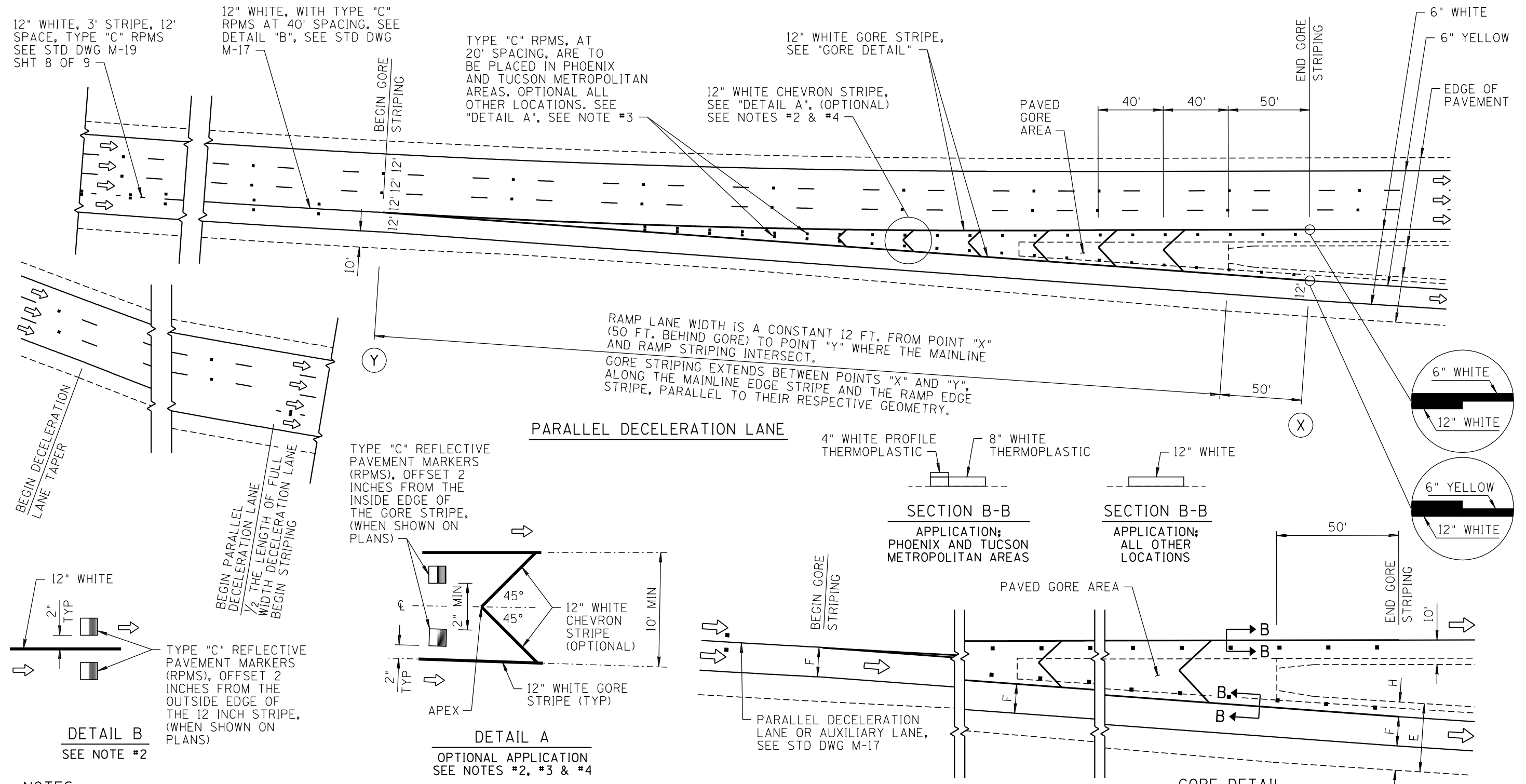


| NO | DESCRIPTION OF REVISIONS | MADE BY | DATE |
|----|--------------------------|----------|------|
| 1 | RE-ISSUE | L. LOPEZ | 2/02 |
| 2 | | | |
| 3 | | | |
| 4 | | | |



- NOTES:**
- DIMENSIONS ARE MEASURED TO THE CENTER OF ALL STRIPING UNLESS NOTED OTHERWISE.
 - TO BE INSTALLED ONLY WHEN DIRECTED BY THE ENGINEER.
 - TYPE "C" REFLECTIVE PAVEMENT MARKERS ARE TO BE PLACED INSIDE THE GORE STRIPES, OFFSET 2 INCHES AND AT A 20 FT. SPACING.
 - CHEVRON STRIPES ARE TO BE PLACED AT A 40 FT. SPACING FROM THE APEX.
 - CURBED EXIT RAMP NOSES SHALL BE PAINTED ONLY WHEN DIRECTED BY THE ENGINEER.

| RAMP WIDTH E | LANE WIDTH F | RIGHT SHOULDER G | LEFT SHOULDER H |
|-----------------|-----------------|---------------------|--------------------|
| 22 FT | 12 FT | 8 FT | 2 FT |
| * 28 FT | 12 FT | 10 FT | 6 FT |
| * 36 FT | (2)/12 FT | 8 FT | 4 FT |
| * 40 FT | (2)/12 FT | 10 FT | 6 FT |

* ON STRUCTURES

SHEET 2 OF 2
NOT TO SCALE

| | | | |
|--|-----------------|---|---------------------|
| | DESIGN APPROVED | ARIZONA DEPARTMENT OF TRANSPORTATION INTERMODAL TRANSPORTATION DIVISION STANDARD DRAWINGS | REV. 2/02 |
| | | PAVEMENT MARKING FOR FREEWAY EXIT RAMP PARALLEL DECELERATION LANE | DRAWING NO. M-16 |