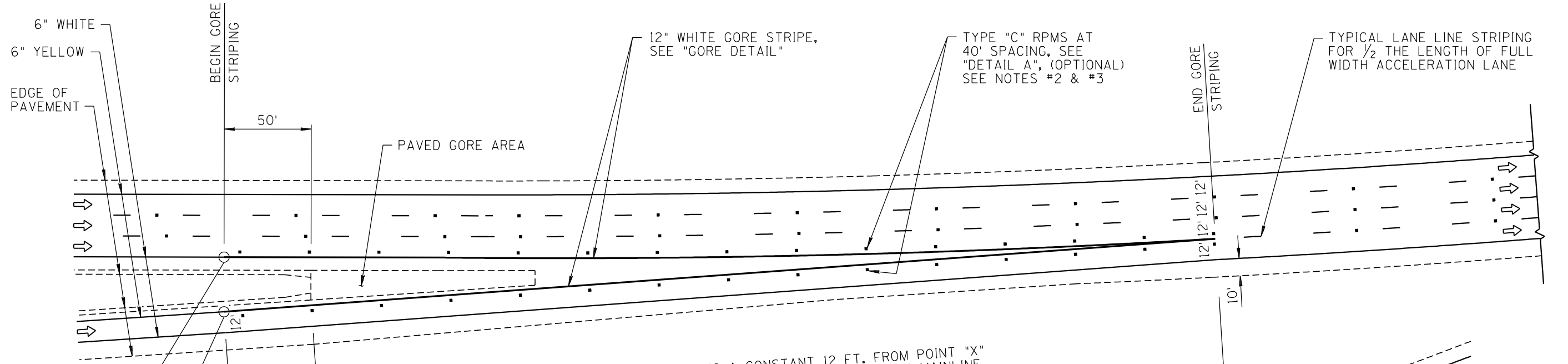
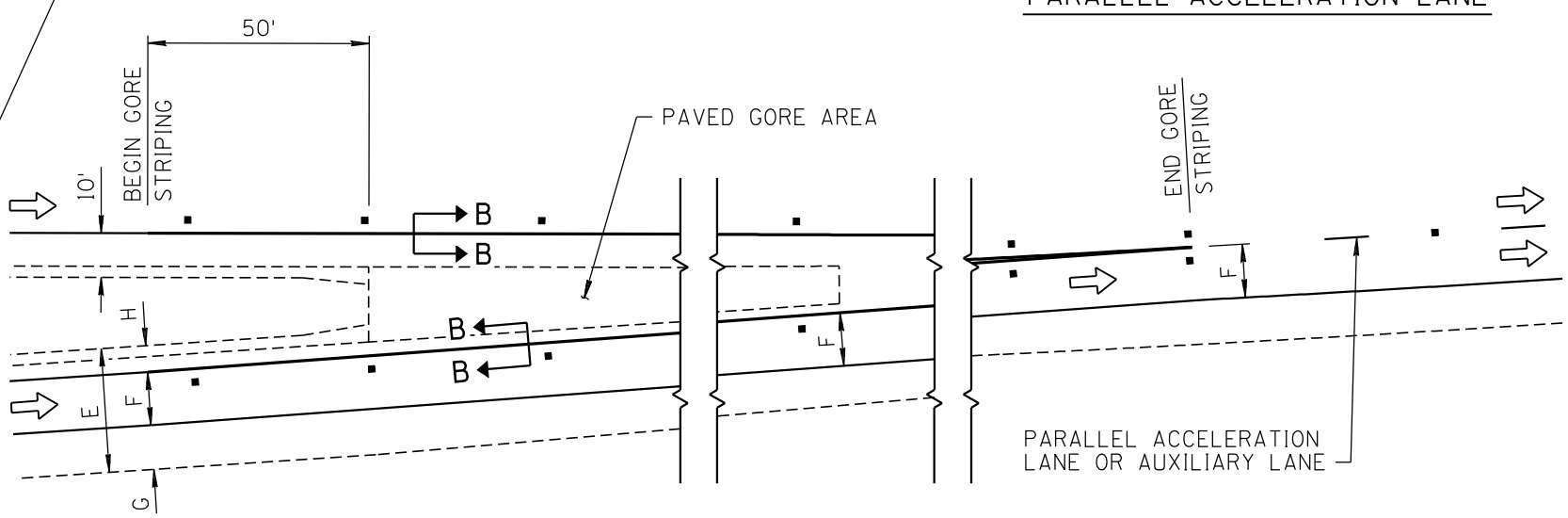
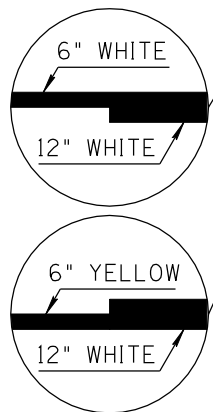
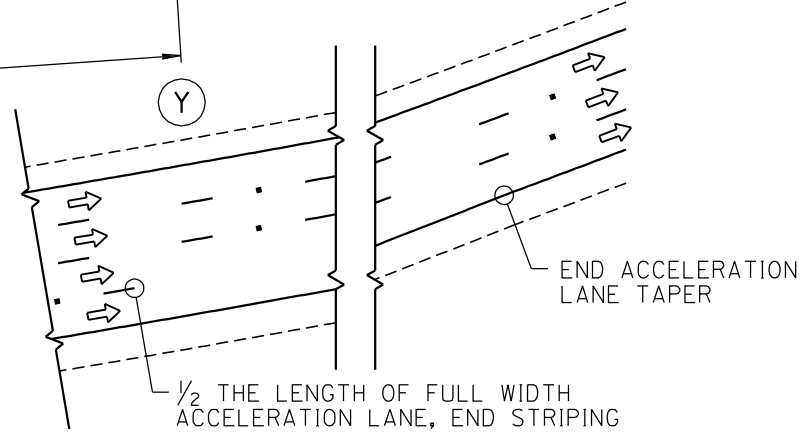


NO	DESCRIPTION OF REVISIONS	MADE BY	DATE
1	RE-ISSUE	L. LOPEZ	2/02
2			
3			
4			



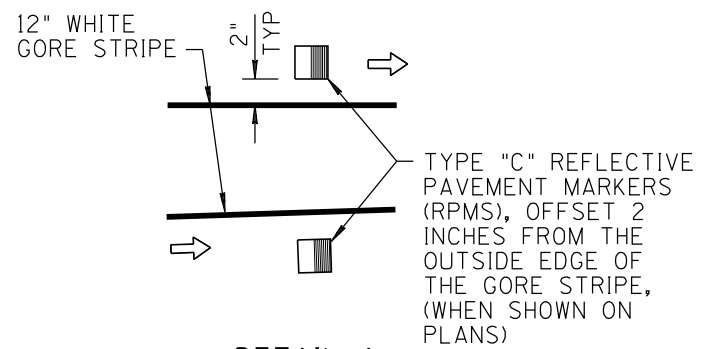
RAMP LANE WIDTH IS A CONSTANT 12 FT. FROM POINT "X" (50 FT. BEHIND GORE) TO POINT "Y" WHERE THE MAINLINE AND RAMP STRIPING INTERSECT.
GORE STRIPING EXTENDS BETWEEN POINTS "X" AND "Y", ALONG THE MAINLINE EDGE STRIPE AND THE RAMP EDGE STRIPE, PARALLEL TO THEIR RESPECTIVE GEOMETRY.

PARALLEL ACCELERATION LANE



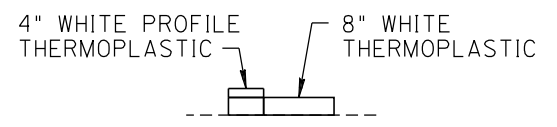
RAMP WIDTH E	LANE WIDTH F	RIGHT SHOULDER G	LEFT SHOULDER H
22 FT	12 FT	8 FT	2 FT
28 FT	12 FT	10 FT	6 FT
36 FT	(2)/12 FT	8 FT	4 FT
40 FT	(2)/12 FT	10 FT	6 FT

- NOTES:**
- DIMENSIONS ARE MEASURED TO THE CENTER OF ALL STRIPING UNLESS NOTED OTHERWISE.
 - TO BE INSTALLED ONLY WHEN DIRECTED BY THE ENGINEER.
 - TYPE "C" REFLECTIVE PAVEMENT MARKERS ARE TO BE PLACED OUTSIDE THE GORE STRIPES, OFFSET 2 INCHES AND AT A 40 FT. SPACING.

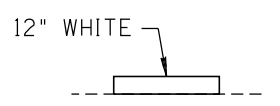


DETAIL A
SEE NOTES #2 & #3

GORE DETAIL
SEE RAMP LANE WIDTH TABLE



SECTION B-B
APPLICATION;
PHOENIX AND TUCSON METROPOLITAN AREAS



SECTION B-B
APPLICATION;
ALL OTHER LOCATIONS

SHEET 2 OF 3
NOT TO SCALE

DESIGN APPROVED	ARIZONA DEPARTMENT OF TRANSPORTATION INTERMODAL TRANSPORTATION DIVISION STANDARD DRAWINGS	REV. 2/02
APPROVED FOR DISTRIBUTION		DRAWING NO. M-15